

Output coupler with plug-in Relay, 1 CO, hard gold-plated Spring-type terminal (push-in) 24 V AC/DC Enclosure width 6.2 mm Thermal current 6A



Product brand name	SIRIUS
Product category	SIRIUS 3RQ3 coupling relays in slim design
Product designation	Coupling relays with plug-in relay
Design of the product	Output coupling link
Product type designation	3RQ3

General technical data	
Display version LED	Yes
Product component	
• Relay output	Yes
• semi-conductor output	No
Consumed active power	0.3 W
Insulation voltage	
• for overvoltage category III according to IEC 60664	
— with degree of pollution 3 rated value	300 V
Surge voltage resistance rated value	4 kV
maximum permissible voltage for safe isolation	
• between control and auxiliary circuit	300 V

<b>Percental drop-out voltage related to the input voltage</b>	10 %
<b>Protection class IP</b>	IP20
<b>Shock resistance</b> • acc. to IEC 60068-2-27	sinusoidal half-wave 15g / 11 ms
<b>Vibration resistance</b> • acc. to IEC 60068-2-6	6 ... 150 Hz: 2 g
<b>Operating frequency maximum</b>	72 000 1/h
<b>Switching behavior</b>	monostable
<b>Mechanical service life (switching cycles)</b> • typical	10 000 000
<b>Electrical endurance (switching cycles)</b> • at AC-15 at 230 V typical	100 000
<b>Thermal current</b>	6 A
<b>Reference code acc. to DIN EN 81346-2</b>	K

Control circuit/ Control	
<b>Control supply voltage at AC</b> • at 50 Hz rated value • at 60 Hz rated value	24 V 24 V
<b>Control supply voltage frequency</b> • 1 rated value • 2 rated value	50 Hz 60 Hz
<b>Control supply voltage at DC</b> • rated value	24 V
<b>Operating range factor control supply voltage rated value at DC</b> • initial value • Full-scale value	0.8 1.25
<b>Operating range factor control supply voltage rated value at AC at 50 Hz</b> • initial value • Full-scale value	0.8 1.25
<b>Operating range factor control supply voltage rated value at AC at 60 Hz</b> • initial value • Full-scale value	0.8 1.25
<b>Switch-on delay time</b> • at AC maximum • at DC maximum	12 ms 12 ms
<b>Off-delay time</b>	14 ms
<b>Closing delay</b> • at AC	12 ms

<ul style="list-style-type: none"> <li>• at DC</li> </ul>	6 ms
<b>Opening delay</b>	
<ul style="list-style-type: none"> <li>• at AC</li> </ul>	14 ms
<ul style="list-style-type: none"> <li>• at DC</li> </ul>	13 ms
<b>Design of the relay operating mechanism</b>	poled
<b>Product component Plug-in socket</b>	Yes

### Short-circuit protection

<b>Design of the fuse link</b>	
<ul style="list-style-type: none"> <li>• for short-circuit protection of the auxiliary switch required</li> </ul>	fuse gG: 4 A

### Auxiliary circuit

<b>Type of switching contact</b>	Changeover contact
<b>Material of switching contacts</b>	AgSnO <sub>2</sub> -HTV
<b>Number of CO contacts</b>	
<ul style="list-style-type: none"> <li>• for auxiliary contacts</li> </ul>	1
<b>Operating current of auxiliary contacts at AC-15</b>	
<ul style="list-style-type: none"> <li>• at 24 V</li> </ul>	3 A
<ul style="list-style-type: none"> <li>• at 250 V</li> </ul>	3 A
<b>Operating current of auxiliary contacts at DC-13</b>	
<ul style="list-style-type: none"> <li>• at 24 V</li> </ul>	1 A
<ul style="list-style-type: none"> <li>• at 125 V</li> </ul>	0.2 A
<ul style="list-style-type: none"> <li>• at 250 V</li> </ul>	0.1 A
<b>Contact reliability of auxiliary contacts</b>	one incorrect switching operation of 100 million switching operations (5 V, 1 mA)

### Main circuit

<b>Type of voltage</b>	AC/DC
------------------------	-------

### Inputs/ Outputs

<b>Property of the output Short-circuit proof</b>	No
---	----

### Outputs

<b>Ampacity of the output relay at AC-15</b>	
<ul style="list-style-type: none"> <li>• at 250 V at 50/60 Hz</li> </ul>	3 A
<b>Ampacity of the output relay at DC-13</b>	
<ul style="list-style-type: none"> <li>• at 24 V</li> </ul>	1 A
<ul style="list-style-type: none"> <li>• at 125 V</li> </ul>	0.2 A
<ul style="list-style-type: none"> <li>• at 250 V</li> </ul>	0.1 A

### Electromagnetic compatibility

<b>EMC emitted interference</b>	
<ul style="list-style-type: none"> <li>• acc. to IEC 60947-1</li> </ul>	ambience A (industrial sector)
<b>EMI immunity</b>	
<ul style="list-style-type: none"> <li>• acc. to IEC 60947-1</li> </ul>	corresponds to degree of severity 3

<b>Conducted interference</b>	
<ul style="list-style-type: none"> <li>• due to burst acc. to IEC 61000-4-4</li> </ul>	2 kV
<ul style="list-style-type: none"> <li>• due to conductor-earth surge acc. to IEC 61000-4-5</li> </ul>	2 kV
<ul style="list-style-type: none"> <li>• due to conductor-conductor surge acc. to IEC 61000-4-5</li> </ul>	1 kV
<b>Field-bound parasitic coupling acc. to IEC 61000-4-3</b>	10 V/m
<b>Electrostatic discharge acc. to IEC 61000-4-2</b>	6 kV contact discharge / 8 kV air discharge

## Display

<b>Display version</b>	
<ul style="list-style-type: none"> <li>• as status display by LED</li> </ul>	LED green

## Connections/ Terminals

<b>Product function</b>	
<ul style="list-style-type: none"> <li>• removable terminal</li> </ul>	No
<b>Type of electrical connection</b>	
<ul style="list-style-type: none"> <li>• for auxiliary and control current circuit</li> </ul>	spring-loaded terminals (push-in)
<b>Wire length</b>	
<ul style="list-style-type: none"> <li>• at AC maximum</li> </ul>	500 m
<ul style="list-style-type: none"> <li>• at DC maximum</li> </ul>	1 000 m
<b>Type of connectable conductor cross-sections</b>	
<ul style="list-style-type: none"> <li>• solid</li> </ul>	1x (0.25 ... 2.5 mm <sup>2</sup> )
<ul style="list-style-type: none"> <li>• finely stranded with core end processing</li> </ul>	1x (0.25 ... 1.5 mm <sup>2</sup> )
<ul style="list-style-type: none"> <li>• finely stranded without core end processing</li> </ul>	1x (0.25 ... 2.5 mm <sup>2</sup> )
<ul style="list-style-type: none"> <li>• at AWG conductors solid</li> </ul>	1 x (20 ... 14)
<ul style="list-style-type: none"> <li>• at AWG conductors stranded</li> </ul>	1x (20 ... 14)
<b>Connectable conductor cross-section</b>	
<ul style="list-style-type: none"> <li>• solid</li> </ul>	0.25 ... 2.5 mm <sup>2</sup>
<ul style="list-style-type: none"> <li>• finely stranded with core end processing</li> </ul>	0.25 ... 1.5 mm <sup>2</sup>
<ul style="list-style-type: none"> <li>• finely stranded without core end processing</li> </ul>	0.25 ... 2.5 mm <sup>2</sup>
<b>AWG number as coded connectable conductor cross section</b>	
<ul style="list-style-type: none"> <li>• solid</li> </ul>	20 ... 14
<ul style="list-style-type: none"> <li>• stranded</li> </ul>	20 ... 14

## Installation/ mounting/ dimensions

<b>Mounting position</b>	any
<b>Mounting type</b>	snap-on mounting
<b>Height</b>	93 mm
<b>Width</b>	6.2 mm
<b>Depth</b>	76 mm
<b>Required spacing</b>	
<ul style="list-style-type: none"> <li>• with side-by-side mounting</li> </ul>	


— forwards	0 mm
— Backwards	0 mm
— upwards	0 mm
— downwards	0 mm
— at the side	0 mm
• for grounded parts	
— forwards	0 mm
— Backwards	0 mm
— upwards	0 mm
— at the side	0 mm
— downwards	0 mm
• for live parts	
— forwards	0 mm
— Backwards	0 mm
— upwards	0 mm
— downwards	0 mm
— at the side	0 mm

#### Ambient conditions

<b>Installation altitude at height above sea level</b>	
• maximum	2 000 m
<b>Relative humidity</b>	
• during operation	10 ... 95 %

#### Certificates/ approvals

General Product Approval	EMC	Declaration of Conformity
 CCC	 EAC	 EG-Konf.
 CSA	 RCM	
 UL		

Declaration of Conformity	Marine / Shipping	other
<a href="#">Miscellaneous</a>	 DNV-GL DNVGL.COM/AF	<a href="#">Confirmation</a>

#### Further information

Information- and Downloadcenter (Catalogs, Brochures,...)  
<https://www.siemens.com/ic10>

**Industry Mall (Online ordering system)**

<https://mall.industry.siemens.com/mall/en/en/Catalog/product?mlfb=3RQ3118-2AB01>

**Cax online generator**

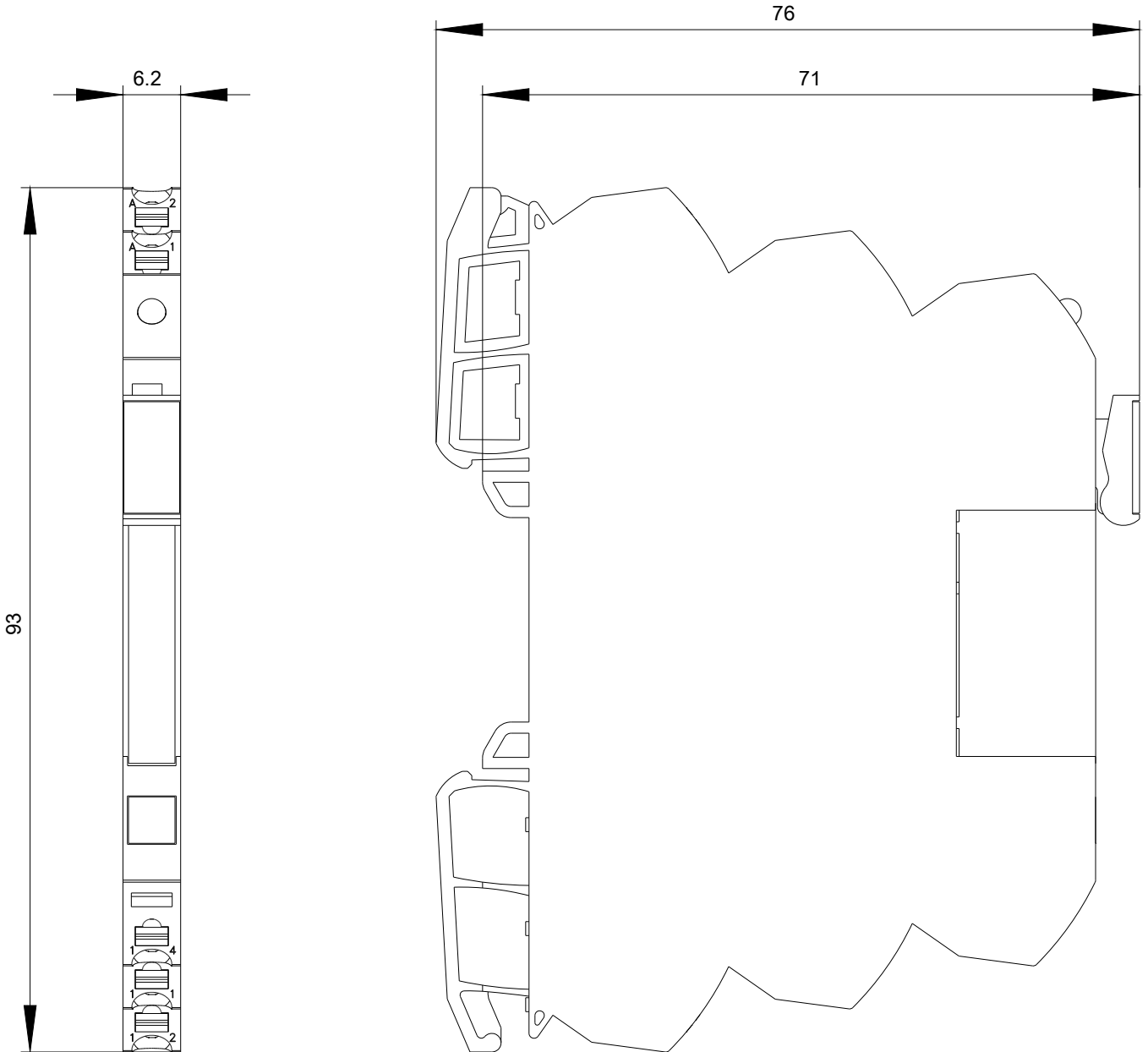
<http://support.automation.siemens.com/WW/CAXorder/default.aspx?lang=en&mlfb=3RQ3118-2AB01>

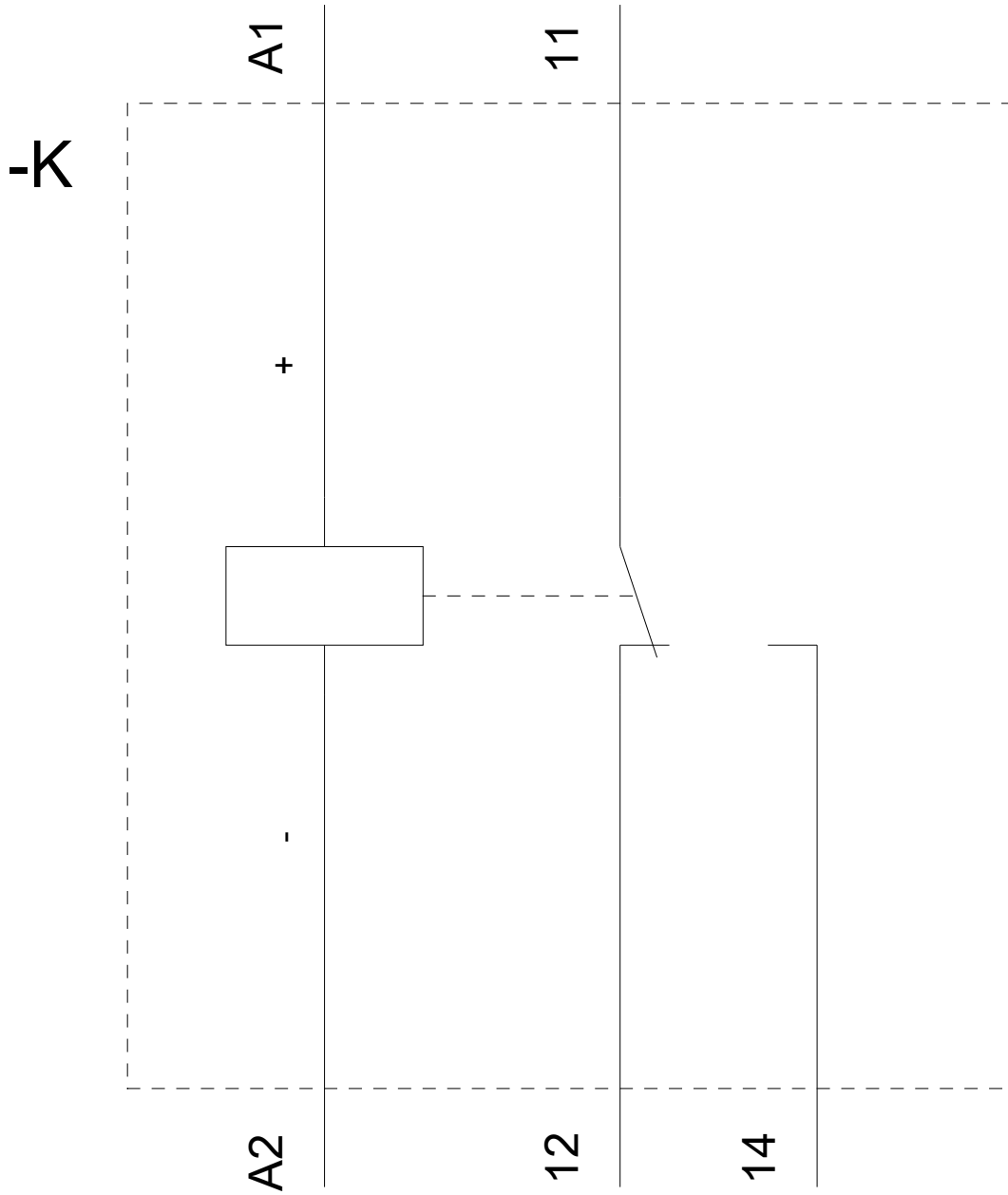
**Service&Support (Manuals, Certificates, Characteristics, FAQs,...)**

<https://support.industry.siemens.com/cs/ww/en/ps/3RQ3118-2AB01>

**Image database (product images, 2D dimension drawings, 3D models, device circuit diagrams, EPLAN macros, ...)**

[http://www.automation.siemens.com/bilddb/cax\\_de.aspx?mlfb=3RQ3118-2AB01&lang=en](http://www.automation.siemens.com/bilddb/cax_de.aspx?mlfb=3RQ3118-2AB01&lang=en)





last modified:

04/07/2020