

Output coupler Optocoupler 1 NO, Transistor, 24 V DC Output max. 30 V DC, 5 A short circuit-proof with M-0-A switch Spring-type terminal (push-in) Overall width 6.2 mm Thermal current 5A



Product brand name	SIRIUS
Product category	SIRIUS 3RQ3 coupling relays in slim design
Product designation	Coupling relays with semiconductor output (not plug-in)
Design of the product	Output coupling link
Product type designation	3RQ3

General technical data	
Display version LED	Yes
Product component	
• Relay output	No
• semi-conductor output	Yes
Consumed active power	0.3 W
Insulation voltage	
• for overvoltage category III according to IEC 60664	
— with degree of pollution 3 rated value	50 V
Surge voltage resistance rated value	2.5 kV
Protection class IP	IP20
Shock resistance	
• acc. to IEC 60068-2-27	sinusoidal half-wave 15g / 11 ms

Vibration resistance	
• acc. to IEC 60068-2-6	6 ... 150 Hz: 2 g
Switching frequency	100 Hz
Thermal current	5 A
Reference code acc. to DIN EN 81346-2	K

Control circuit/ Control

Control supply voltage at DC	
• rated value	11 ... 30 V
Operating range factor control supply voltage rated value at DC	
• initial value	1
• Full-scale value	1
Switch-on delay time	
• at DC maximum	0.2 ms
Off-delay time	0.3 ms
Product component Plug-in socket	No

Auxiliary circuit

Type of switching contact	NO contact
Number of NO contacts for auxiliary contacts	1

Main circuit

Type of voltage	DC
------------------------	----

Inputs/ Outputs

Property of the output Short-circuit proof	Yes
---	-----

Outputs

Ampacity of the semiconductor output at DC	5 mA ... 5 A
---	--------------

Electromagnetic compatibility

EMC emitted interference	
• acc. to IEC 60947-1	ambience A (industrial sector)
EMI immunity	
• acc. to IEC 60947-1	corresponds to degree of severity 3
Conducted interference	
• due to burst acc. to IEC 61000-4-4	2 kV
• due to conductor-earth surge acc. to IEC 61000-4-5	2 kV
• due to conductor-conductor surge acc. to IEC 61000-4-5	1 kV
Field-bound parasitic coupling acc. to IEC 61000-4-3	10 V/m
Electrostatic discharge acc. to IEC 61000-4-2	6 kV contact discharge / 8 kV air discharge

Display

Display version	
------------------------	--

- as status display by LED

LED green

Connections/ Terminals

Product function	
<ul style="list-style-type: none"> • removable terminal 	No
Type of electrical connection	
<ul style="list-style-type: none"> • for auxiliary and control current circuit 	spring-loaded terminals (push-in)
Wire length	
<ul style="list-style-type: none"> • at DC maximum 	1 000 m
Type of connectable conductor cross-sections	
<ul style="list-style-type: none"> • solid 	1x (0.25 ... 2.5 mm ²)
<ul style="list-style-type: none"> • finely stranded with core end processing 	1x (0.25 ... 1.5 mm ²)
<ul style="list-style-type: none"> • finely stranded without core end processing 	1x (0.25 ... 2.5 mm ²)
<ul style="list-style-type: none"> • at AWG conductors solid 	1 x (20 ... 14)
<ul style="list-style-type: none"> • at AWG conductors stranded 	1x (20 ... 14)
Connectable conductor cross-section	
<ul style="list-style-type: none"> • solid 	0.25 ... 2.5 mm ²
<ul style="list-style-type: none"> • finely stranded with core end processing 	0.25 ... 1.5 mm ²
<ul style="list-style-type: none"> • finely stranded without core end processing 	0.25 ... 2.5 mm ²
AWG number as coded connectable conductor cross section	
<ul style="list-style-type: none"> • solid 	20 ... 14
<ul style="list-style-type: none"> • stranded 	20 ... 14

Installation/ mounting/ dimensions

Mounting position	any
Mounting type	snap-on mounting
Height	93 mm
Width	6.2 mm
Depth	75 mm
Required spacing	
<ul style="list-style-type: none"> • with side-by-side mounting <ul style="list-style-type: none"> — forwards — Backwards — upwards — downwards — at the side 	0 mm
	0 mm
	0 mm
	0 mm
	0 mm
<ul style="list-style-type: none"> • for grounded parts <ul style="list-style-type: none"> — forwards — Backwards — upwards — at the side — downwards 	0 mm
	0 mm
	0 mm
	0 mm
	0 mm

- for live parts
 - forwards 0 mm
 - Backwards 0 mm
 - upwards 0 mm
 - downwards 0 mm
 - at the side 0 mm

Ambient conditions

Installation altitude at height above sea level	
<ul style="list-style-type: none"> • maximum 	2 000 m
Relative humidity	
<ul style="list-style-type: none"> • during operation 	10 ... 95 %

Certificates/ approvals

General Product Approval	EMC	Declaration of Conformity
--------------------------	-----	---------------------------



[Miscellaneous](#)

Marine / Ship- ping	other
--------------------------------	--------------

[Confirmation](#)



Further information

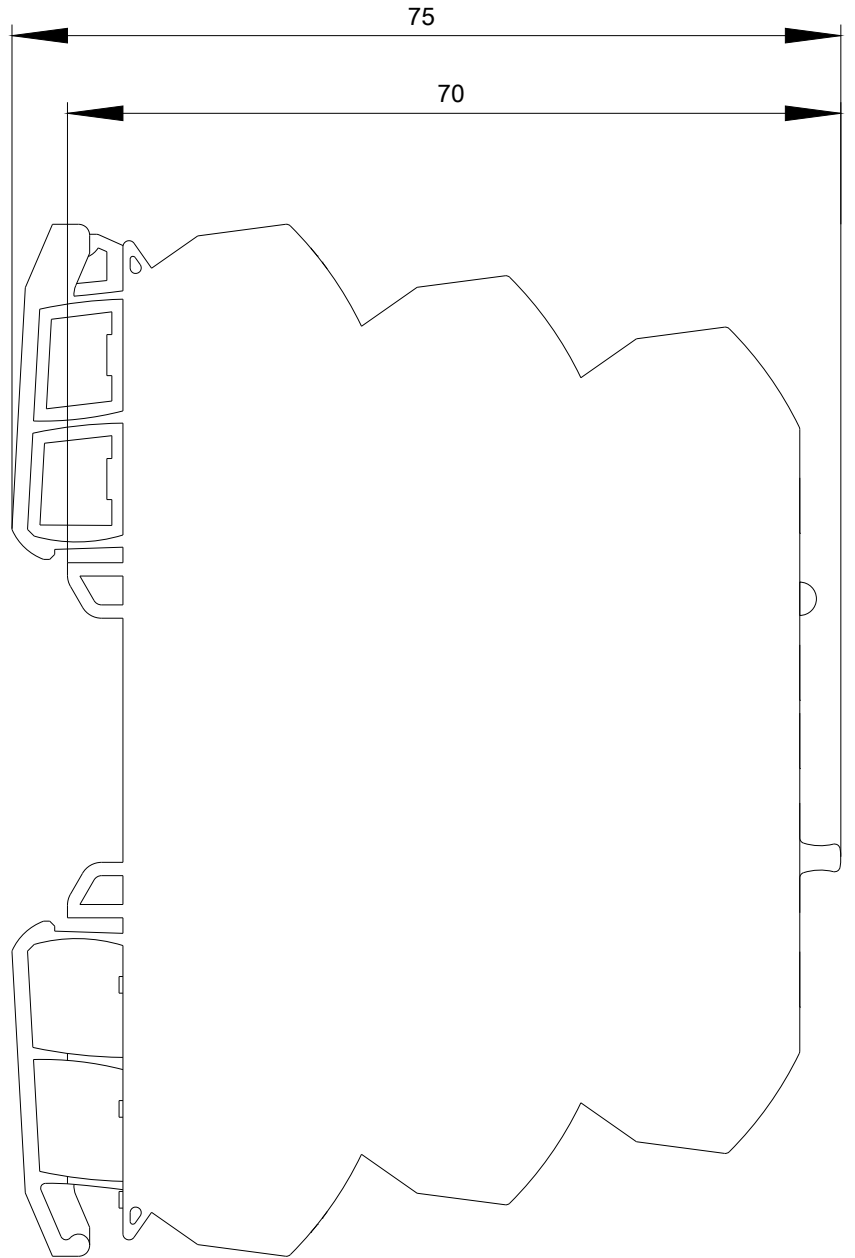
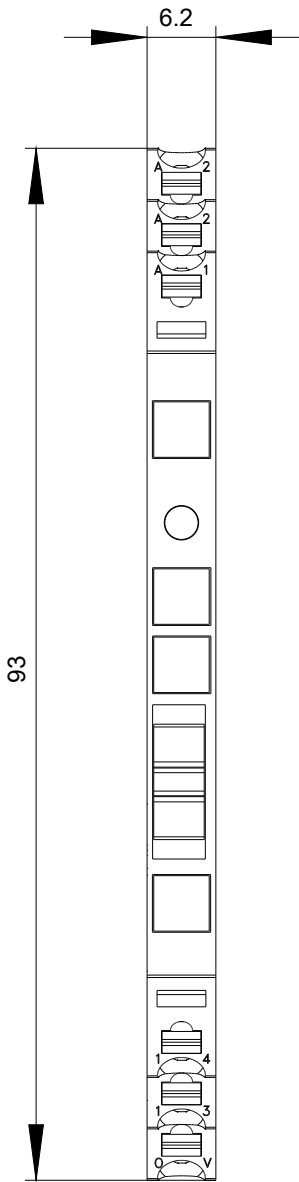
Information- and Downloadcenter (Catalogs, Brochures,...)
<https://www.siemens.com/ic10>

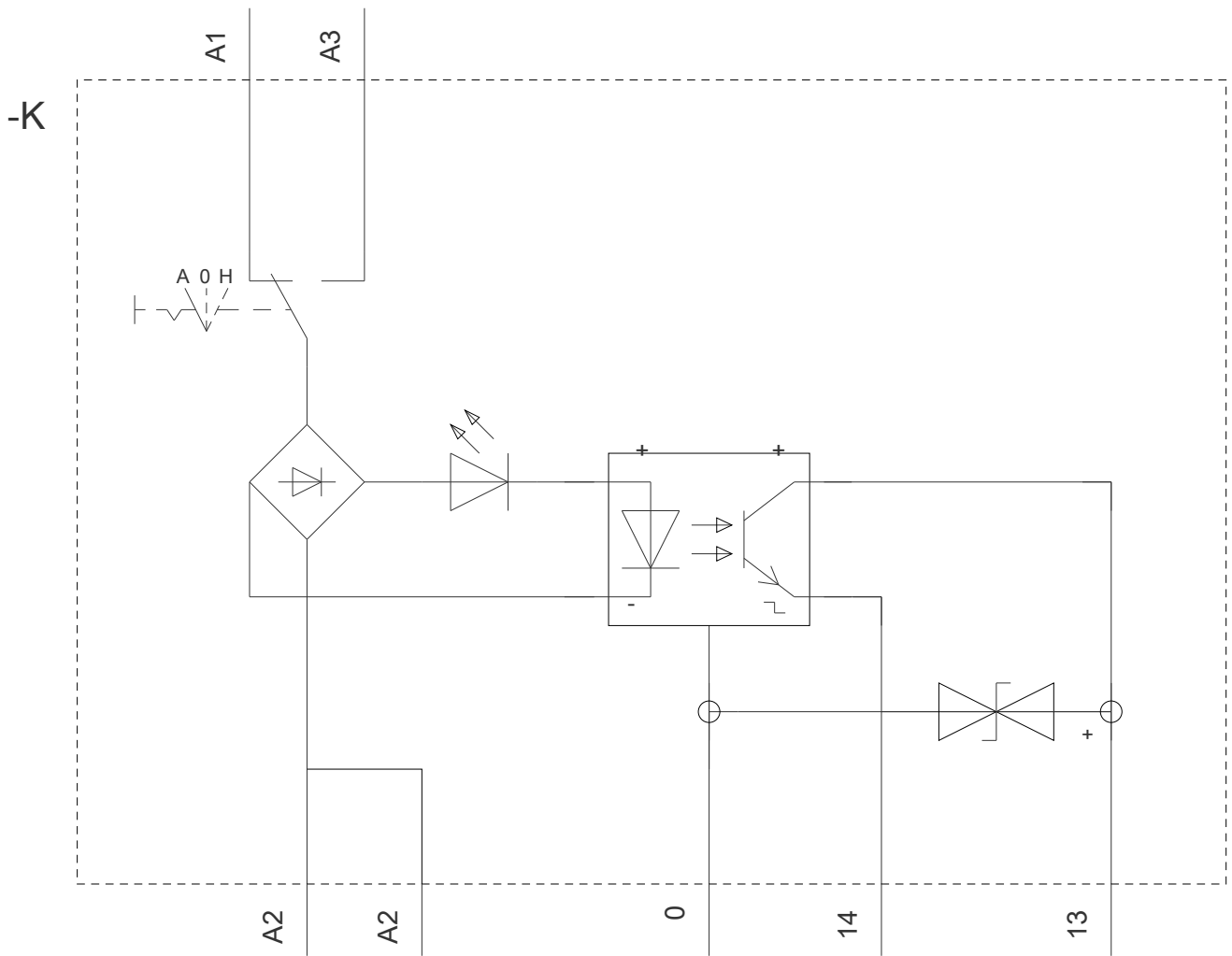
Industry Mall (Online ordering system)
<https://mall.industry.siemens.com/mall/en/en/Catalog/product?mlfb=3RQ3065-2SM30>

Cax online generator
<http://support.automation.siemens.com/WW/CAXorder/default.aspx?lang=en&mlfb=3RQ3065-2SM30>

Service&Support (Manuals, Certificates, Characteristics, FAQs,...)
<https://support.industry.siemens.com/cs/ww/en/ps/3RQ3065-2SM30>

Image database (product images, 2D dimension drawings, 3D models, device circuit diagrams, EPLAN macros, ...)
http://www.automation.siemens.com/bilddb/cax_de.aspx?mlfb=3RQ3065-2SM30&lang=en





last modified:

04/02/2020