

Output coupler Optocoupler 1 NO contact, Transistor Input 24 V DC  
 Output max. 60 V DC, 2 A Width 6.2 mm Spring-type terminal (push-in)  
 Thermal current 2A



<b>Product brand name</b>	SIRIUS
<b>Product category</b>	SIRIUS 3RQ3 coupling relays in slim design
<b>Product designation</b>	Coupling relays with semiconductor output (not plug-in)
<b>Design of the product</b>	Output coupling link
<b>Product type designation</b>	3RQ3

General technical data	
<b>Display version LED</b>	Yes
<b>Product component</b>	
• Relay output	No
• semi-conductor output	Yes
<b>Consumed active power</b>	0.3 W
<b>Insulation voltage</b>	
• for overvoltage category III according to IEC 60664	
— with degree of pollution 3 rated value	50 V
<b>Surge voltage resistance rated value</b>	2.5 kV
<b>Protection class IP</b>	IP20
<b>Shock resistance</b>	
• acc. to IEC 60068-2-27	sinusoidal half-wave 15g / 11 ms

<b>Vibration resistance</b>	
• acc. to IEC 60068-2-6	6 ... 150 Hz: 2 g
<b>Switching frequency</b>	30 Hz
<b>Thermal current</b>	2 A
<b>Reference code acc. to DIN EN 81346-2</b>	K

#### Control circuit/ Control

<b>Control supply voltage at DC</b>	
• rated value	11 ... 30 V
<b>Operating range factor control supply voltage rated value at DC</b>	
• initial value	1
• Full-scale value	1
<b>Switch-on delay time</b>	
• at DC maximum	0.3 ms
<b>Off-delay time</b>	2 ms
<b>Product component Plug-in socket</b>	No

#### Auxiliary circuit

<b>Type of switching contact</b>	NO contact
<b>Number of NO contacts for auxiliary contacts</b>	1

#### Main circuit

<b>Type of voltage</b>	DC
------------------------	----

#### Inputs/ Outputs

<b>Property of the output Short-circuit proof</b>	No
---	----

#### Outputs

<b>Ampacity of the semiconductor output at DC</b>	1 mA ... 2 A
---	--------------

#### Electromagnetic compatibility

<b>EMC emitted interference</b>	
• acc. to IEC 60947-1	ambience A (industrial sector)
<b>EMI immunity</b>	
• acc. to IEC 60947-1	corresponds to degree of severity 3
<b>Conducted interference</b>	
• due to burst acc. to IEC 61000-4-4	2 kV
• due to conductor-earth surge acc. to IEC 61000-4-5	2 kV
• due to conductor-conductor surge acc. to IEC 61000-4-5	1 kV
<b>Field-bound parasitic coupling acc. to IEC 61000-4-3</b>	10 V/m
<b>Electrostatic discharge acc. to IEC 61000-4-2</b>	6 kV contact discharge / 8 kV air discharge

#### Display

<b>Display version</b>	
------------------------	--

- as status display by LED

LED green

## Connections/ Terminals

<b>Product function</b>	
<ul style="list-style-type: none"> <li>• removable terminal</li> </ul>	No
<b>Type of electrical connection</b>	
<ul style="list-style-type: none"> <li>• for auxiliary and control current circuit</li> </ul>	spring-loaded terminals (push-in)
<b>Wire length</b>	
<ul style="list-style-type: none"> <li>• at DC maximum</li> </ul>	1 000 m
<b>Type of connectable conductor cross-sections</b>	
<ul style="list-style-type: none"> <li>• solid</li> </ul>	1x (0.25 ... 2.5 mm <sup>2</sup> )
<ul style="list-style-type: none"> <li>• finely stranded with core end processing</li> </ul>	1x (0.25 ... 1.5 mm <sup>2</sup> )
<ul style="list-style-type: none"> <li>• finely stranded without core end processing</li> </ul>	1x (0.25 ... 2.5 mm <sup>2</sup> )
<ul style="list-style-type: none"> <li>• at AWG conductors solid</li> </ul>	1 x (20 ... 14)
<ul style="list-style-type: none"> <li>• at AWG conductors stranded</li> </ul>	1x (20 ... 14)
<b>Connectable conductor cross-section</b>	
<ul style="list-style-type: none"> <li>• solid</li> </ul>	0.25 ... 2.5 mm <sup>2</sup>
<ul style="list-style-type: none"> <li>• finely stranded with core end processing</li> </ul>	0.25 ... 1.5 mm <sup>2</sup>
<ul style="list-style-type: none"> <li>• finely stranded without core end processing</li> </ul>	0.25 ... 2.5 mm <sup>2</sup>
<b>AWG number as coded connectable conductor cross section</b>	
<ul style="list-style-type: none"> <li>• solid</li> </ul>	20 ... 14
<ul style="list-style-type: none"> <li>• stranded</li> </ul>	20 ... 14

## Installation/ mounting/ dimensions

<b>Mounting position</b>	any
<b>Mounting type</b>	snap-on mounting
<b>Height</b>	93 mm
<b>Width</b>	6.2 mm
<b>Depth</b>	72.5 mm
<b>Required spacing</b>	
<ul style="list-style-type: none"> <li>• with side-by-side mounting           <ul style="list-style-type: none"> <li>— forwards</li> <li>— Backwards</li> <li>— upwards</li> <li>— downwards</li> <li>— at the side</li> </ul> </li> </ul>	0 mm
	0 mm
	0 mm
	0 mm
	0 mm
<ul style="list-style-type: none"> <li>• for grounded parts           <ul style="list-style-type: none"> <li>— forwards</li> <li>— Backwards</li> <li>— upwards</li> <li>— at the side</li> <li>— downwards</li> </ul> </li> </ul>	0 mm
	0 mm
	0 mm
	0 mm
	0 mm


• for live parts	
— forwards	0 mm
— Backwards	0 mm
— upwards	0 mm
— downwards	0 mm
— at the side	0 mm

### Ambient conditions

<b>Installation altitude at height above sea level</b>	
• maximum	2 000 m
<b>Relative humidity</b>	
• during operation	10 ... 95 %

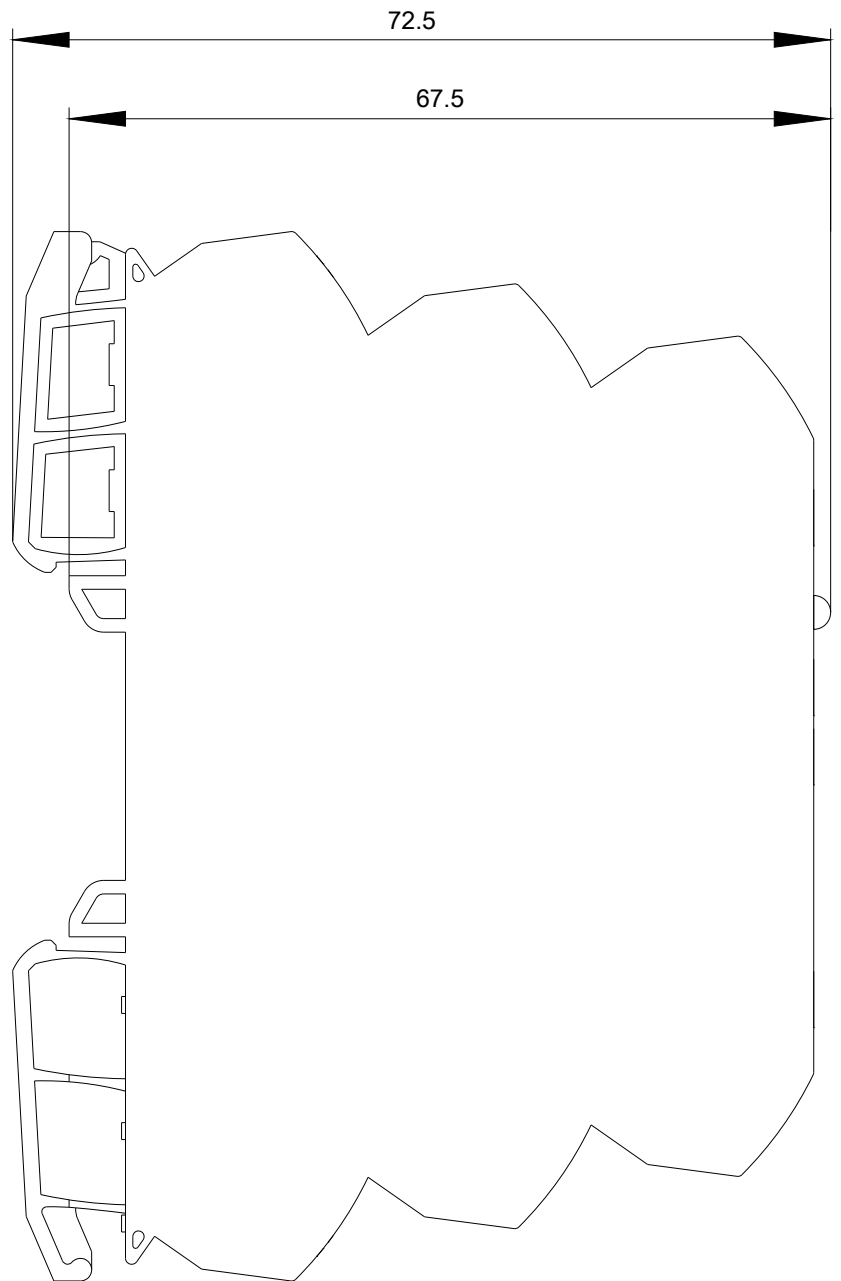
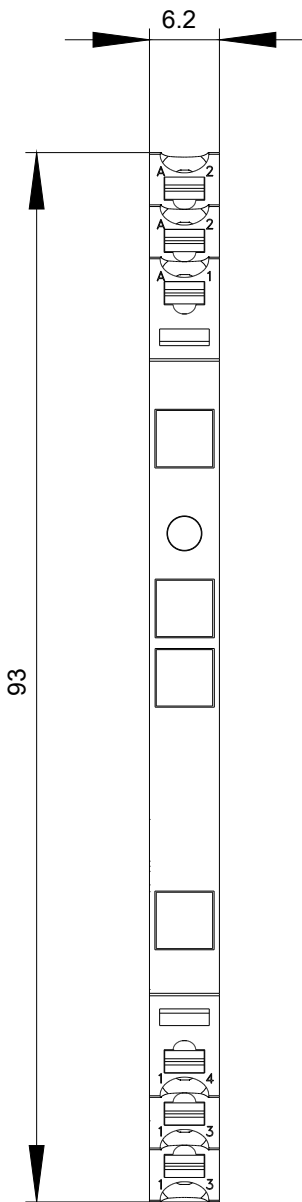
### Certificates/ approvals

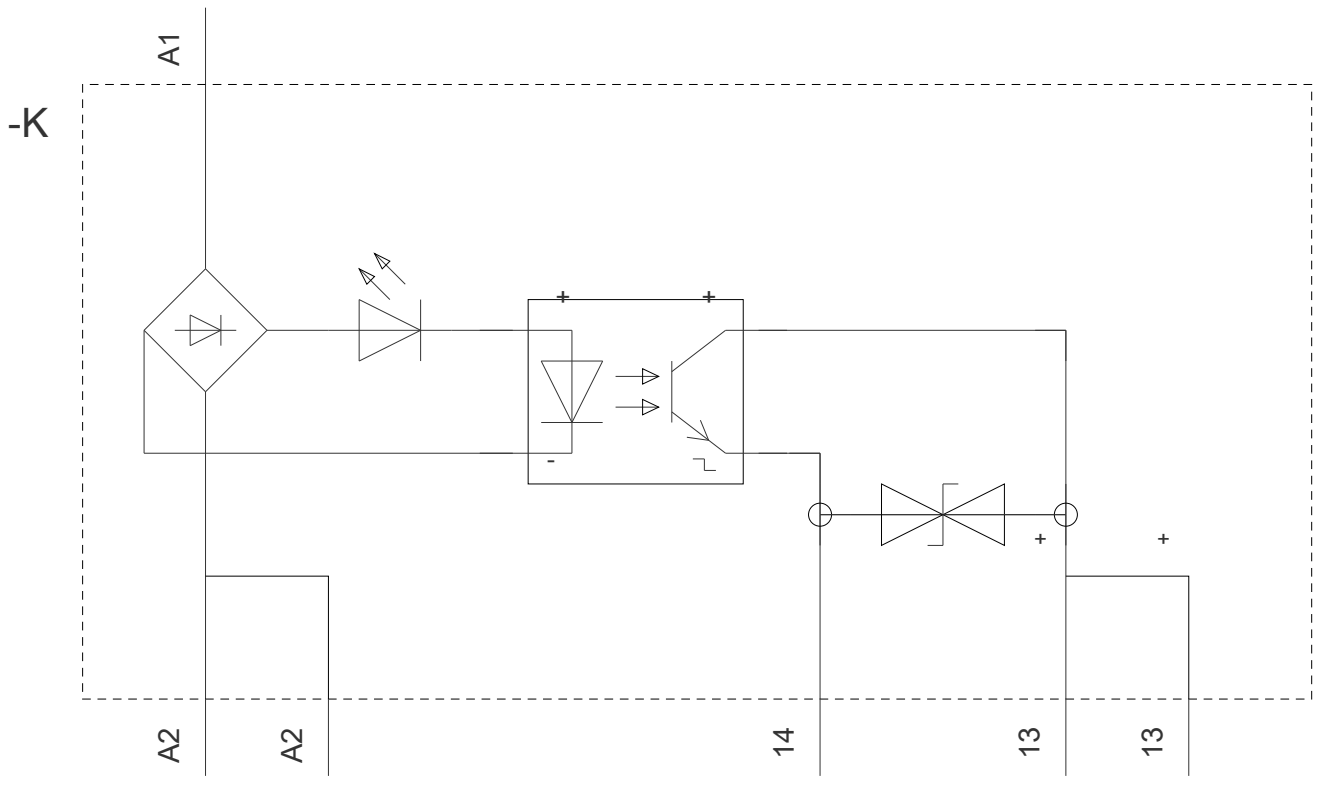
General Product Approval	EMC	Declaration of Conformity
 CCC	 EAC	 EG-Konf.
 CSA	 UL	 RCM

Declaration of Conformity	Marine / Shipping	other
<a href="#">Miscellaneous</a>	 DNV-GL DNVGL.COM/AF	<a href="#">Confirmation</a>

### Further information

- Information- and Downloadcenter (Catalogs, Brochures,...)**  
<https://www.siemens.com/ic10>
- Industry Mall (Online ordering system)**  
<https://mall.industry.siemens.com/mall/en/en/Catalog/product?mfb=3RQ3052-2SM40>
- Cax online generator**  
<http://support.automation.siemens.com/WW/CAXorder/default.aspx?lang=en&mfb=3RQ3052-2SM40>
- Service&Support (Manuals, Certificates, Characteristics, FAQs,...)**  
<https://support.industry.siemens.com/cs/ww/en/ps/3RQ3052-2SM40>
- Image database (product images, 2D dimension drawings, 3D models, device circuit diagrams, EPLAN macros, ...)**  
[http://www.automation.siemens.com/bilddb/cax\\_de.aspx?mfb=3RQ3052-2SM40&lang=en](http://www.automation.siemens.com/bilddb/cax_de.aspx?mfb=3RQ3052-2SM40&lang=en)





last modified:

04/02/2020