

Load feeder fuseless, Direct-on-line starting 400 V AC, Size S2 22 ... 32 A 20 ... 33 V AC/DC screw terminal for installation on standard mounting rail (also fulfills type of coordination 1) Type of coordination 2, I_q = 100 kA 1 NO+1 NC (contactor) with circuit (integrated)



Product brand name	SIRIUS
Product designation	Direct (on-line) starter
Design of the product	for standard rail or screw mounting
Product type designation	3RA21
Manufacturer's article number	
<ul style="list-style-type: none"> • of the supplied contactor 	3RT2035-1NB30
<ul style="list-style-type: none"> • of the supplied circuit-breakers 	3RV2031-4EA10
<ul style="list-style-type: none"> • of the supplied link module 	3RA2931-1AA00

General technical data	
Size of the circuit-breaker	S2
Size of load feeder	S2
Insulation voltage	
<ul style="list-style-type: none"> • with degree of pollution 3 at AC rated value 	690 V
Surge voltage resistance rated value	6 kV
Protection class IP	
<ul style="list-style-type: none"> • on the front 	IP20
<ul style="list-style-type: none"> • of the terminal 	IP00
Shock resistance	
<ul style="list-style-type: none"> • acc. to IEC 60068-2-27 	6g / 11 ms

Mechanical service life (switching cycles)	
• of contactor typical	10 000 000
Type of assignment	2
Type of protection according to ATEX directive 2014/34/EU	Ex II (2) GD
Certificate of suitability according to ATEX directive 2014/34/EU	DMT 02 ATEX F 001

Ambient conditions	
Temperature compensation	-20 ... +60 °C
Relative humidity during operation	10 ... 95 %

Main circuit	
Number of poles for main current circuit	3
Design of the switching contact	electromechanical
Adjustable pick-up value current of the current-dependent overload release	22 ... 32 A
Operating voltage	
• rated value	690 V
• at AC-3 rated value maximum	690 V
Operating frequency rated value	50 ... 60 Hz
Operating current	
• at AC-3	
— at 400 V rated value	29 A
Operating power	
• at AC-3	
— at 230 V rated value	11 000 W
— at 400 V rated value	15 000 W

Control circuit/ Control	
Type of voltage of the control supply voltage	AC/DC
Control supply voltage at AC	
• at 50 Hz rated value	20 ... 33 V
• at 60 Hz rated value	20 ... 33 V
Control supply voltage at DC	
• rated value	20 ... 33 V
Inductive power factor with the holding power of the coil	1
Holding power of magnet coil at DC	1 W

Auxiliary circuit	
Product extension Auxiliary switch	Yes

Protective and monitoring functions	
Trip class	CLASS 10
Design of the overload release	thermal (bimetallic)

Response value current	
<ul style="list-style-type: none"> • of instantaneous short-circuit trip unit 	416 A
Short-circuit protection	
Product function Short circuit protection	Yes
Design of the short-circuit trip	magnetic
Conditional short-circuit current (I_q)	
<ul style="list-style-type: none"> • at 400 V acc. to IEC 60947-4-1 rated value 	100 000 A
Installation/ mounting/ dimensions	
Mounting position	vertical, horizontal
Mounting type	Screw-fixing and snap-on mounting to two 35 mm standard mounting rails
Height	274 mm
Width	55 mm
Depth	150 mm
Required spacing	
<ul style="list-style-type: none"> • for grounded parts <ul style="list-style-type: none"> — forwards 32 mm — Backwards 0 mm — upwards 50 mm — at the side 10 mm — downwards 10 mm • for live parts <ul style="list-style-type: none"> — forwards 32 mm — Backwards 0 mm — upwards 50 mm — downwards 10 mm — at the side 10 mm 	
Connections/ Terminals	
Type of electrical connection	
<ul style="list-style-type: none"> • for main current circuit 	screw-type terminals
Certificates/ approvals	

General Product Approval	For use in hazardous locations	Declaration of Conformity
--------------------------	--------------------------------	---------------------------



[Miscellaneous](#)

Test Certificates	Marine / Shipping
-------------------	-------------------

[Type Test Certificates/Test Report](#)

[Special Test Certificate](#)



Marine / Shipping	other	Railway
-------------------	-------	---------



[Confirmation](#)

[Vibration and Shock](#)

Further information

Information- and Downloadcenter (Catalogs, Brochures,...)

<https://www.siemens.com/ic10>

Industry Mall (Online ordering system)

<https://mall.industry.siemens.com/mall/en/en/Catalog/product?mlfb=3RA2130-4EA35-0NB3>

Cax online generator

<http://support.automation.siemens.com/WW/CAXorder/default.aspx?lang=en&mlfb=3RA2130-4EA35-0NB3>

Service&Support (Manuals, Certificates, Characteristics, FAQs,...)

<https://support.industry.siemens.com/cs/ww/en/ps/3RA2130-4EA35-0NB3>

Image database (product images, 2D dimension drawings, 3D models, device circuit diagrams, EPLAN macros, ...)

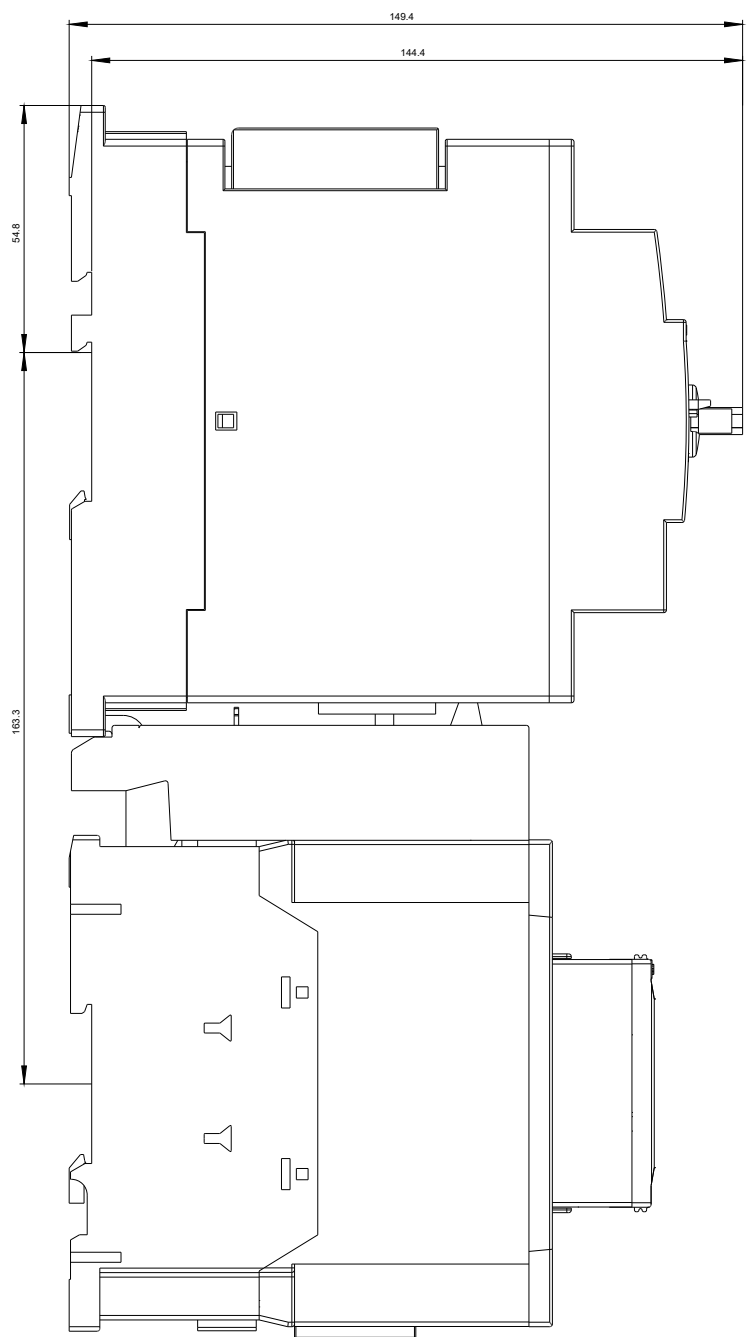
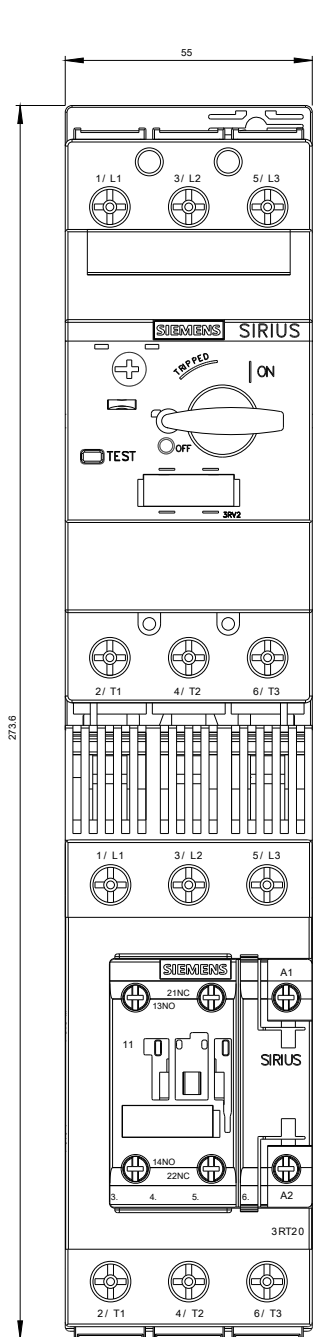
http://www.automation.siemens.com/bilddb/cax_de.aspx?mlfb=3RA2130-4EA35-0NB3&lang=en

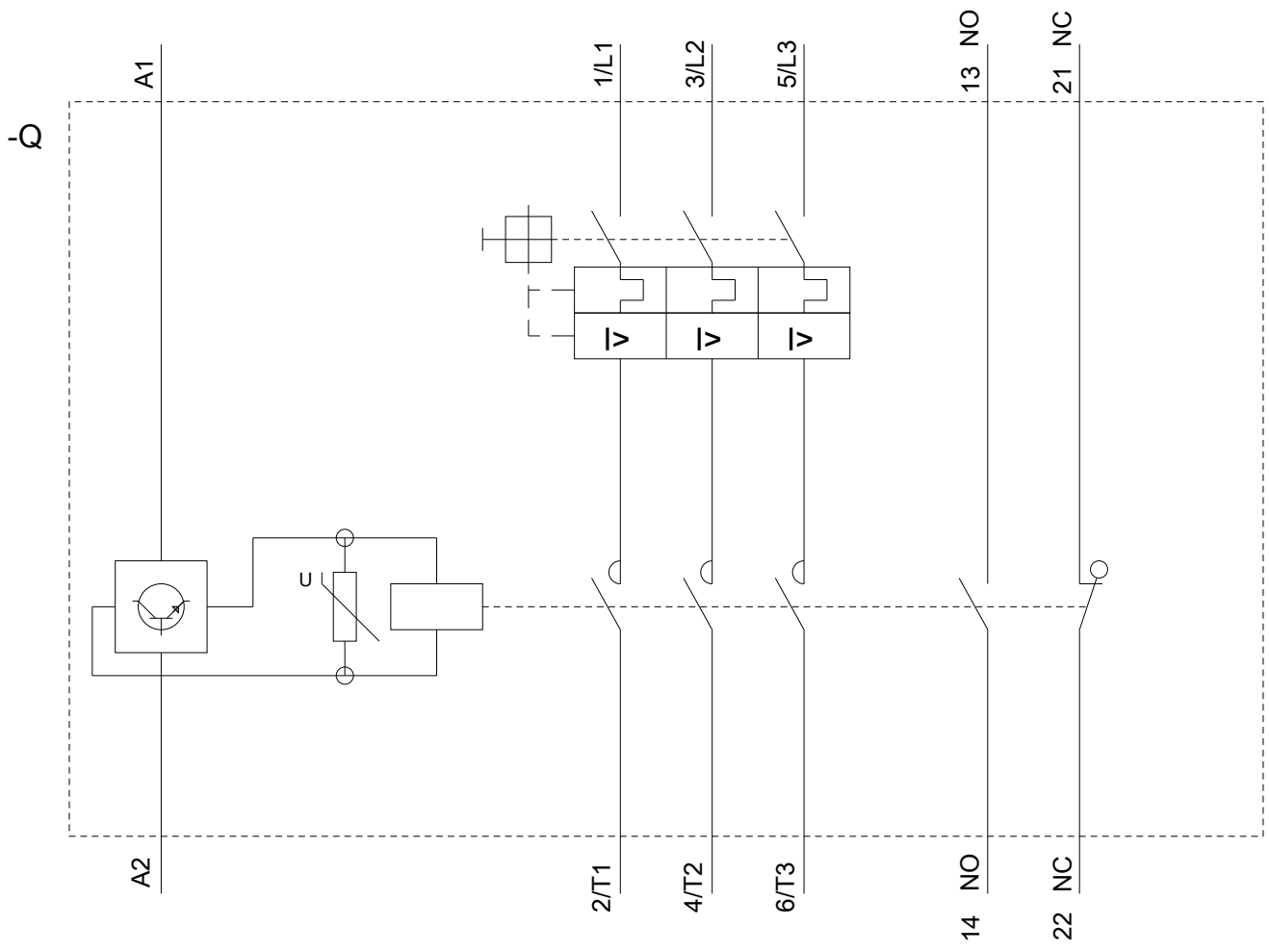
Characteristic: Tripping characteristics, I_t, Let-through current

<https://support.industry.siemens.com/cs/ww/en/ps/3RA2130-4EA35-0NB3/char>

Further characteristics (e.g. electrical endurance, switching frequency)

<http://www.automation.siemens.com/bilddb/index.aspx?view=Search&mlfb=3RA2130-4EA35-0NB3&objecttype=14&gridview=view1>





last modified:

03/06/2020