

Fuseless motor starter Direct start 600VAC Size S0 1.8-2.5A 24V DC screw connection For screw mounting Or 35 mm rail-mounting Type of coordination 2 IQ = 150 KA Also full fills type Of coordination 1 1NO+1NC (MSP) 1NO+1NC (contactor)

Product brand name	SIRIUS
Product designation	non-fused motor starter 3RA2
Design of the product	direct starter
Manufacturer's article number	
<ul style="list-style-type: none"> • of the supplied contactor 	3RT2023-1BB40
<ul style="list-style-type: none"> • of the supplied circuit-breakers 	3RV2011-1CA15
<ul style="list-style-type: none"> • of the supplied link module 	3RA2921-1BA00

General technical data	
Size of the circuit-breaker	S00
Size of load feeder	S0
Product extension	
<ul style="list-style-type: none"> • Auxiliary switch 	Yes
Insulation voltage	
<ul style="list-style-type: none"> • with degree of pollution 3 at AC rated value 	690 V
Degree of pollution	3
Surge voltage resistance rated value	6 kV
Protection class IP	
<ul style="list-style-type: none"> • on the front 	IP20
<ul style="list-style-type: none"> • of the terminal 	IP00
Shock resistance	
<ul style="list-style-type: none"> • acc. to IEC 60068-2-27 	6g / 11 ms
Mechanical service life (switching cycles)	
<ul style="list-style-type: none"> • of contactor typical 	10 000 000
Type of assignment	2

Main circuit	
Number of poles for main current circuit	3
Design of the switching contact	electromechanical
Adjustable pick-up value current of the current-dependent overload release	1.8 ... 2.5 A
Operating voltage	
<ul style="list-style-type: none"> • rated value 	690 V
<ul style="list-style-type: none"> • at AC-3 rated value maximum 	690 V
Operating frequency rated value	50 ... 60 Hz
Operating current	

<ul style="list-style-type: none"> • at AC-3 <ul style="list-style-type: none"> — at 400 V rated value 	1.9 A
Operating power	
<ul style="list-style-type: none"> • at AC-3 <ul style="list-style-type: none"> — at 400 V rated value — at 500 V rated value 	750 W 1 100 W
Control circuit/ Control	
Control supply voltage at DC	
<ul style="list-style-type: none"> • rated value 	24 V
Holding power of magnet coil at DC	5.9 W
Auxiliary circuit	
Number of NC contacts for auxiliary contacts	2
Number of NO contacts for auxiliary contacts	2
Protective and monitoring functions	
Trip class	CLASS 10
Design of the overload release	thermal (bimetallic)
Response value current	
<ul style="list-style-type: none"> • of instantaneous short-circuit trip unit 	32.5 A
UL/CSA ratings	
Full-load current (FLA) for three-phase AC motor	
<ul style="list-style-type: none"> • at 480 V rated value • at 600 V rated value 	2.15 A 2.24 A
Yielded mechanical performance [hp]	
<ul style="list-style-type: none"> • for single-phase AC motor <ul style="list-style-type: none"> — at 230 V rated value • for three-phase AC motor <ul style="list-style-type: none"> — at 200/208 V rated value — at 220/230 V rated value — at 460/480 V rated value — at 575/600 V rated value 	0.17 hp 0.5 hp 0.5 hp 1 hp 1.5 hp
Short-circuit protection	
Product function Short circuit protection	Yes
Design of the short-circuit trip	magnetic
Conditional short-circuit current (I_q)	
<ul style="list-style-type: none"> • at 400 V acc. to IEC 60947-4-1 rated value 	153 000 A
Installation/ mounting/ dimensions	
Mounting position	vertical
Mounting type	Snap-mounted to DIN rail or screw-mounted with additional push-in lug
Height	193.1 mm

Width	45 mm
Depth	107 mm
Required spacing	
<ul style="list-style-type: none"> • for grounded parts <ul style="list-style-type: none"> — forwards 10 mm — Backwards 0 mm — upwards 30 mm — at the side 9 mm — downwards 10 mm • for live parts <ul style="list-style-type: none"> — forwards 10 mm — Backwards 0 mm — upwards 30 mm — downwards 10 mm — at the side 9 mm 	




Connections/ Terminals

Type of electrical connection	
<ul style="list-style-type: none"> • for main current circuit 	screw-type terminals
Type of connectable conductor cross-sections	
<ul style="list-style-type: none"> • for main contacts <ul style="list-style-type: none"> — stranded 1 ... 10 mm², 2x (2.5 ... 6 mm²) • at AWG conductors for main contacts 2x (16 ... 12), 2x (14 ... 8) 	
Connectable conductor cross-section for main contacts	
<ul style="list-style-type: none"> • finely stranded with core end processing 1 ... 6 mm² 	

Safety related data

B10 value	
<ul style="list-style-type: none"> • with high demand rate acc. to SN 31920 1 000 000 	
Proportion of dangerous failures	
<ul style="list-style-type: none"> • with high demand rate acc. to SN 31920 73 % 	

Certificates/ approvals

General Product Approval	For use in hazardous locations	Declaration of Conformity	other
	 ATEX	 EG-Konf.	Confirmation

Further information

Information- and Downloadcenter (Catalogs, Brochures,...)
<https://www.siemens.com/ic10>

Industry Mall (Online ordering system)

<https://mall.industry.siemens.com/mall/en/en/Catalog/product?mlfb=3RA2125-1CA23-0BB4>

Cax online generator

<http://support.automation.siemens.com/WW/CAXorder/default.aspx?lang=en&mlfb=3RA2125-1CA23-0BB4>

Service&Support (Manuals, Certificates, Characteristics, FAQs,...)

<https://support.industry.siemens.com/cs/ww/en/ps/3RA2125-1CA23-0BB4>

Image database (product images, 2D dimension drawings, 3D models, device circuit diagrams, EPLAN macros, ...)

http://www.automation.siemens.com/bilddb/cax_de.aspx?mlfb=3RA2125-1CA23-0BB4&lang=en

Characteristic: Tripping characteristics, I²t, Let-through current

<https://support.industry.siemens.com/cs/ww/en/ps/3RA2125-1CA23-0BB4/char>

Further characteristics (e.g. electrical endurance, switching frequency)

<http://www.automation.siemens.com/bilddb/index.aspx?view=Search&mlfb=3RA2125-1CA23-0BB4&objecttype=14&gridview=view1>

last modified:

03/19/2020