

Fuseless motor starter Direct start 600VAC Size S0 0.55-0.8A
220/240VAC 50/60HZ screw connection For snapping onto 60 mm
busbar systems Type of coordination 2 IQ = 150 KA Also full fills type
Of coordination 1 1NO+1NC (MSP) 1NO+1NC (contactor)

Product brand name	SIRIUS
Product designation	non-fused motor starter 3RA2
Design of the product	direct starter
Manufacturer's article number	
<ul style="list-style-type: none"> • of the supplied contactor 	3RT2023-1AP60
<ul style="list-style-type: none"> • of the supplied circuit-breakers 	3RV2011-0HA15
<ul style="list-style-type: none"> • of the supplied busbar adapter 	8US1251-5NT10
<ul style="list-style-type: none"> • of the supplied link module 	3RA2921-1AA00

General technical data

Size of the circuit-breaker	S00
Size of load feeder	S0
Product extension	
<ul style="list-style-type: none"> • Auxiliary switch 	Yes
Insulation voltage	
<ul style="list-style-type: none"> • with degree of pollution 3 at AC rated value 	690 V
Degree of pollution	3
Surge voltage resistance rated value	6 kV
Protection class IP	
<ul style="list-style-type: none"> • on the front 	IP20
<ul style="list-style-type: none"> • of the terminal 	IP00
Shock resistance	
<ul style="list-style-type: none"> • acc. to IEC 60068-2-27 	6g / 11 ms
Mechanical service life (switching cycles)	
<ul style="list-style-type: none"> • of contactor typical 	10 000 000
Type of assignment	2

Main circuit

Number of poles for main current circuit	3
Design of the switching contact	electromechanical
Adjustable pick-up value current of the current-dependent overload release	0.55 ... 0.8 A
Operating voltage	
<ul style="list-style-type: none"> • rated value 	690 V
<ul style="list-style-type: none"> • at AC-3 rated value maximum 	690 V
Operating frequency rated value	50 ... 60 Hz

Operating current	
<ul style="list-style-type: none"> • at AC-3 <ul style="list-style-type: none"> — at 400 V rated value 	0.6 A
Operating power	
<ul style="list-style-type: none"> • at AC-3 <ul style="list-style-type: none"> — at 400 V rated value — at 500 V rated value — at 690 V rated value 	180 W 250 W 370 W

Control circuit/ Control

Control supply voltage at AC	
<ul style="list-style-type: none"> • at 50 Hz rated value • at 50 Hz rated value • at 60 Hz rated value • at 60 Hz rated value 	220 V 176 ... 242 V 240 V 192 ... 264 V
Apparent holding power of magnet coil at AC	7.2 V·A
Inductive power factor with the holding power of the coil	0.28

Auxiliary circuit

Number of NC contacts for auxiliary contacts	2
Number of NO contacts for auxiliary contacts	2

Protective and monitoring functions

Trip class	CLASS 10
Design of the overload release	thermal (bimetallic)
Response value current	
<ul style="list-style-type: none"> • of instantaneous short-circuit trip unit 	10.4 A

Short-circuit protection

Product function Short circuit protection	Yes
Design of the short-circuit trip	magnetic
Conditional short-circuit current (I_q)	
<ul style="list-style-type: none"> • at 400 V acc. to IEC 60947-4-1 rated value 	153 000 A

Installation/ mounting/ dimensions

Mounting position	vertical
Mounting type	for snapping onto 60 mm busbar systems
Height	260 mm
Width	45 mm
Depth	155 mm
Required spacing	
<ul style="list-style-type: none"> • for grounded parts <ul style="list-style-type: none"> — forwards — Backwards 	10 mm 0 mm

— upwards	30 mm
— at the side	9 mm
— downwards	10 mm
• for live parts	
— forwards	10 mm
— Backwards	0 mm
— upwards	30 mm
— downwards	10 mm
— at the side	9 mm




Connections/ Terminals

Type of electrical connection	
• for main current circuit	screw-type terminals
Type of connectable conductor cross-sections	
• for main contacts	
— stranded	1 ... 10 mm ² , 2x (2.5 ... 6 mm ²)
• at AWG conductors for main contacts	2x (16 ... 12), 2x (14 ... 8)
Connectable conductor cross-section for main contacts	
• finely stranded with core end processing	1 ... 6 mm ²

Safety related data

B10 value	
• with high demand rate acc. to SN 31920	1 000 000
Proportion of dangerous failures	
• with high demand rate acc. to SN 31920	73 %

Certificates/ approvals

General Product Approval	For use in hazardous locations	Declaration of Conformity	other
	 ATEX	 EG-Konf.	Confirmation

Further information

Information- and Downloadcenter (Catalogs, Brochures,...)

<https://www.siemens.com/ic10>

Industry Mall (Online ordering system)

<https://mall.industry.siemens.com/mall/en/en/Catalog/product?mlfb=3RA2125-0HD23-0AP6>

Cax online generator

<http://support.automation.siemens.com/WW/CAXorder/default.aspx?lang=en&mlfb=3RA2125-0HD23-0AP6>

Service&Support (Manuals, Certificates, Characteristics, FAQs,...)

<https://support.industry.siemens.com/cs/ww/en/ps/3RA2125-0HD23-0AP6>

Image database (product images, 2D dimension drawings, 3D models, device circuit diagrams, EPLAN macros, ...)

http://www.automation.siemens.com/bilddb/cax_de.aspx?mlfb=3RA2125-0HD23-0AP6&lang=en

Characteristic: Tripping characteristics, I²t, Let-through current

<https://support.industry.siemens.com/cs/ww/en/ps/3RA2125-0HD23-0AP6/char>

Further characteristics (e.g. electrical endurance, switching frequency)

<http://www.automation.siemens.com/bilddb/index.aspx?view=Search&mlfb=3RA2125-0HD23-0AP6&objecttype=14&gridview=view1>

last modified:

03/27/2020