

Fuseless motor starter Direct start 600VAC Size S0 1.4-2A
 110/120VAC 50/60HZ screw connection For snapping onto 60 mm
 busbar systems Type of coordination 2 IQ = 150 KA Also full fills type
 Of coordination 1 1NO+1NC (contactor)



Product brand name	SIRIUS
Product designation	non-fused motor starter 3RA2
Design of the product	direct starter
Manufacturer's article number	
<ul style="list-style-type: none"> • of the supplied contactor • of the supplied circuit-breakers • of the supplied busbar adapter • of the supplied link module 	<ul style="list-style-type: none"> 3RT2023-1AK60 3RV2011-1BA10 8US1251-5NT10 3RA2921-1AA00

General technical data	
Size of the circuit-breaker	S00
Size of load feeder	S0
Product extension	
<ul style="list-style-type: none"> • Auxiliary switch 	Yes
Insulation voltage	
<ul style="list-style-type: none"> • with degree of pollution 3 at AC rated value 	690 V
Degree of pollution	3
Surge voltage resistance rated value	6 kV
Protection class IP	
<ul style="list-style-type: none"> • on the front 	IP20

<ul style="list-style-type: none"> • of the terminal 	IP00
Shock resistance	
<ul style="list-style-type: none"> • acc. to IEC 60068-2-27 	6g / 11 ms
Mechanical service life (switching cycles)	
<ul style="list-style-type: none"> • of contactor typical 	10 000 000
Type of assignment	2

Main circuit

Number of poles for main current circuit	3
Design of the switching contact	electromechanical
Adjustable pick-up value current of the current-dependent overload release	1.4 ... 2 A
Operating voltage	
<ul style="list-style-type: none"> • rated value 	690 V
<ul style="list-style-type: none"> • at AC-3 rated value maximum 	690 V
Operating frequency rated value	50 ... 60 Hz
Operating current	
<ul style="list-style-type: none"> • at AC-3 — at 400 V rated value 	1.9 A
Operating power	
<ul style="list-style-type: none"> • at AC-3 — at 400 V rated value — at 500 V rated value — at 690 V rated value 	750 W 750 W 1 100 W

Control circuit/ Control

Control supply voltage at AC	
<ul style="list-style-type: none"> • at 50 Hz rated value 	110 V
<ul style="list-style-type: none"> • at 50 Hz rated value 	88 ... 121 V
<ul style="list-style-type: none"> • at 60 Hz rated value 	120 V
<ul style="list-style-type: none"> • at 60 Hz rated value 	96 ... 132 V
Apparent holding power of magnet coil at AC	7.2 V·A
Inductive power factor with the holding power of the coil	0.28

Auxiliary circuit

Number of NC contacts for auxiliary contacts	1
Number of NO contacts for auxiliary contacts	1

Protective and monitoring functions

Trip class	CLASS 10
Design of the overload release	thermal (bimetallic)
Response value current	
<ul style="list-style-type: none"> • of instantaneous short-circuit trip unit 	26 A

UL/CSA ratings

Full-load current (FLA) for three-phase AC motor	
• at 480 V rated value	1.63 A
• at 600 V rated value	1.72 A
Yielded mechanical performance [hp]	
• for single-phase AC motor — at 230 V rated value	0.13 hp
• for three-phase AC motor — at 460/480 V rated value	0.75 hp
— at 575/600 V rated value	1 hp

Short-circuit protection	
Product function Short circuit protection	Yes
Design of the short-circuit trip	magnetic
Conditional short-circuit current (I_q)	
• at 400 V acc. to IEC 60947-4-1 rated value	153 000 A

Installation/ mounting/ dimensions	
Mounting position	vertical
Mounting type	for snapping onto 60 mm busbar systems
Height	260 mm
Width	45 mm
Depth	155 mm
Required spacing	
• for grounded parts	
— forwards	10 mm
— Backwards	0 mm
— upwards	30 mm
— at the side	9 mm
— downwards	10 mm
• for live parts	
— forwards	10 mm
— Backwards	0 mm
— upwards	30 mm
— downwards	10 mm
— at the side	9 mm




Connections/ Terminals	
Type of electrical connection	
• for main current circuit	screw-type terminals
Type of connectable conductor cross-sections	
• for main contacts	
— stranded	1 ... 10 mm ² , 2x (2.5 ... 6 mm ²)
• at AWG conductors for main contacts	2x (16 ... 12), 2x (14 ... 8)

Connectable conductor cross-section for main contacts	
<ul style="list-style-type: none"> finely stranded with core end processing 	1 ... 6 mm ²

Safety related data

B10 value	
<ul style="list-style-type: none"> with high demand rate acc. to SN 31920 	1 000 000
Proportion of dangerous failures	
<ul style="list-style-type: none"> with high demand rate acc. to SN 31920 	73 %

Certificates/ approvals

General Product Approval	For use in hazardous locations	Declaration of Conformity	other
			Confirmation

Further information

- Information- and Downloadcenter (Catalogs, Brochures,...)**
<https://www.siemens.com/ic10>
- Industry Mall (Online ordering system)**
<https://mall.industry.siemens.com/mall/en/en/Catalog/product?mlfb=3RA2120-1BD23-0AK6>
- Cax online generator**
<http://support.automation.siemens.com/WW/CAXorder/default.aspx?lang=en&mlfb=3RA2120-1BD23-0AK6>
- Service&Support (Manuals, Certificates, Characteristics, FAQs,...)**
<https://support.industry.siemens.com/cs/ww/en/ps/3RA2120-1BD23-0AK6>
- Image database (product images, 2D dimension drawings, 3D models, device circuit diagrams, EPLAN macros, ...)**
http://www.automation.siemens.com/bilddb/cax_de.aspx?mlfb=3RA2120-1BD23-0AK6&lang=en
- Characteristic: Tripping characteristics, I²t, Let-through current**
<https://support.industry.siemens.com/cs/ww/en/ps/3RA2120-1BD23-0AK6/char>
- Further characteristics (e.g. electrical endurance, switching frequency)**
<http://www.automation.siemens.com/bilddb/index.aspx?view=Search&mlfb=3RA2120-1BD23-0AK6&objecttype=14&gridview=view1>







last modified:

03/31/2020