

Fuseless motor starter Direct start 600VAC Size S0 1.1-1.6A 24V DC screw connection For snapping onto 60 mm busbar systems Type of coordination 2 IQ = 150 KA Also full fills type Of coordination 1 1NO+1NC (contactor)



<b>Product brand name</b>	SIRIUS
<b>Product designation</b>	non-fused motor starter 3RA2
<b>Design of the product</b>	direct starter
<b>Manufacturer's article number</b>	
<ul style="list-style-type: none"> <li>• of the supplied contactor</li> <li>• of the supplied circuit-breakers</li> <li>• of the supplied busbar adapter</li> <li>• of the supplied link module</li> </ul>	<a href="#">3RT2023-1BB40</a> <a href="#">3RV2011-1AA10</a> <a href="#">8US1251-5NT10</a> <a href="#">3RA2921-1BA00</a>

General technical data	
<b>Size of the circuit-breaker</b>	S00
<b>Size of load feeder</b>	S0
<b>Product extension</b>	
<ul style="list-style-type: none"> <li>• Auxiliary switch</li> </ul>	Yes
<b>Insulation voltage</b>	
<ul style="list-style-type: none"> <li>• with degree of pollution 3 at AC rated value</li> </ul>	690 V
<b>Degree of pollution</b>	3
<b>Surge voltage resistance rated value</b>	6 kV
<b>Protection class IP</b>	
<ul style="list-style-type: none"> <li>• on the front</li> </ul>	IP20

• of the terminal	IP00
<b>Shock resistance</b>	
• acc. to IEC 60068-2-27	6g / 11 ms
<b>Mechanical service life (switching cycles)</b>	
• of contactor typical	10 000 000
<b>Type of assignment</b>	2

#### Main circuit

<b>Number of poles for main current circuit</b>	3
<b>Design of the switching contact</b>	electromechanical
<b>Adjustable pick-up value current of the current-dependent overload release</b>	1.1 ... 1.6 A
<b>Operating voltage</b>	
• rated value	690 V
• at AC-3 rated value maximum	690 V
<b>Operating frequency rated value</b>	50 ... 60 Hz
<b>Operating current</b>	
• at AC-3	
— at 400 V rated value	1.5 A
<b>Operating power</b>	
• at AC-3	
— at 400 V rated value	550 W
— at 500 V rated value	550 W
— at 690 V rated value	1 100 W

#### Control circuit/ Control

<b>Control supply voltage at DC</b>	
• rated value	24 V
<b>Holding power of magnet coil at DC</b>	5.9 W

#### Auxiliary circuit

<b>Number of NC contacts for auxiliary contacts</b>	1
<b>Number of NO contacts for auxiliary contacts</b>	1

#### Protective and monitoring functions

<b>Trip class</b>	CLASS 10
<b>Design of the overload release</b>	thermal (bimetallic)
<b>Response value current</b>	
• of instantaneous short-circuit trip unit	20.8 A

#### UL/CSA ratings

<b>Full-load current (FLA) for three-phase AC motor</b>	
• at 480 V rated value	1.6 A
• at 600 V rated value	1.3 A
<b>Yielded mechanical performance [hp]</b>	

- for single-phase AC motor
  - at 230 V rated value 0.1 hp
- for three-phase AC motor
  - at 460/480 V rated value 0.75 hp
  - at 575/600 V rated value 0.75 hp

### Short-circuit protection

<b>Product function Short circuit protection</b>	Yes
<b>Design of the short-circuit trip</b>	magnetic
<b>Conditional short-circuit current (I<sub>q</sub>)</b> <ul style="list-style-type: none"> <li>• at 400 V acc. to IEC 60947-4-1 rated value</li> </ul>	153 000 A

### Installation/ mounting/ dimensions

<b>Mounting position</b>	vertical
<b>Mounting type</b>	for snapping onto 60 mm busbar systems
<b>Height</b>	260 mm
<b>Width</b>	45 mm
<b>Depth</b>	165 mm
<b>Required spacing</b> <ul style="list-style-type: none"> <li>• for grounded parts           <ul style="list-style-type: none"> <li>— forwards 10 mm</li> <li>— Backwards 0 mm</li> <li>— upwards 30 mm</li> <li>— at the side 9 mm</li> <li>— downwards 10 mm</li> </ul> </li> <li>• for live parts           <ul style="list-style-type: none"> <li>— forwards 10 mm</li> <li>— Backwards 0 mm</li> <li>— upwards 30 mm</li> <li>— downwards 10 mm</li> <li>— at the side 9 mm</li> </ul> </li> </ul>	




### Connections/ Terminals

<b>Type of electrical connection</b> <ul style="list-style-type: none"> <li>• for main current circuit</li> </ul>	screw-type terminals
<b>Type of connectable conductor cross-sections</b> <ul style="list-style-type: none"> <li>• for main contacts           <ul style="list-style-type: none"> <li>— stranded 1 ... 10 mm<sup>2</sup>, 2x (2.5 ... 6 mm<sup>2</sup>)</li> </ul> </li> <li>• at AWG conductors for main contacts 2x (16 ... 12), 2x (14 ... 8)</li> </ul>	
<b>Connectable conductor cross-section for main contacts</b> <ul style="list-style-type: none"> <li>• finely stranded with core end processing</li> </ul>	1 ... 6 mm <sup>2</sup>

### Safety related data

<b>B10 value</b>	
<ul style="list-style-type: none"> <li>with high demand rate acc. to SN 31920</li> </ul>	1 000 000
<b>Proportion of dangerous failures</b>	
<ul style="list-style-type: none"> <li>with high demand rate acc. to SN 31920</li> </ul>	73 %

### Certificates/ approvals

General Product Approval	For use in hazardous locations	Declaration of Conformity	other
	 ATEX	 EG-Konf.	<a href="#">Confirmation</a>

### Further information

**Information- and Downloadcenter (Catalogs, Brochures,...)**

<https://www.siemens.com/ic10>

**Industry Mall (Online ordering system)**

<https://mall.industry.siemens.com/mall/en/en/Catalog/product?mlfb=3RA2120-1AD23-0BB4>

**Cax online generator**

<http://support.automation.siemens.com/WW/CAXorder/default.aspx?lang=en&mlfb=3RA2120-1AD23-0BB4>

**Service&Support (Manuals, Certificates, Characteristics, FAQs,...)**

<https://support.industry.siemens.com/cs/ww/en/ps/3RA2120-1AD23-0BB4>

**Image database (product images, 2D dimension drawings, 3D models, device circuit diagrams, EPLAN macros, ...)**

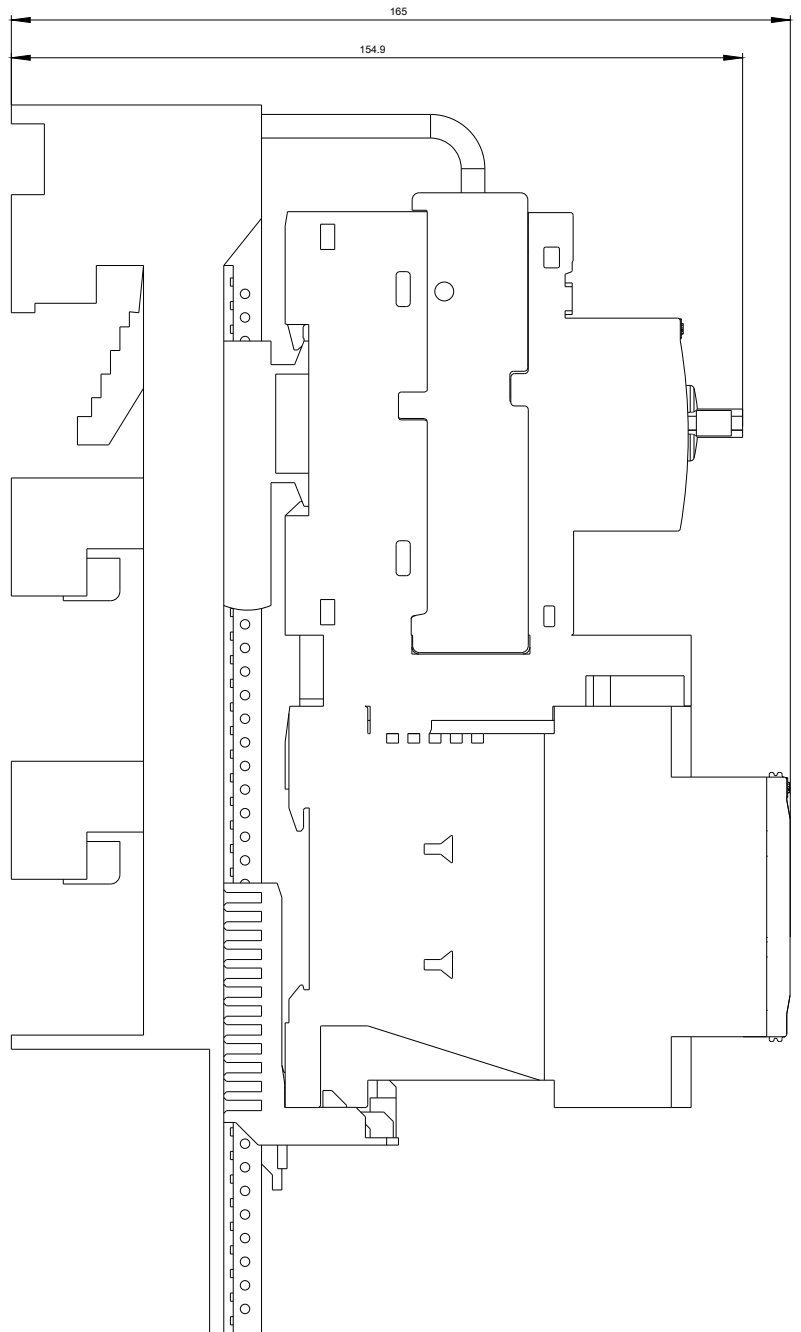
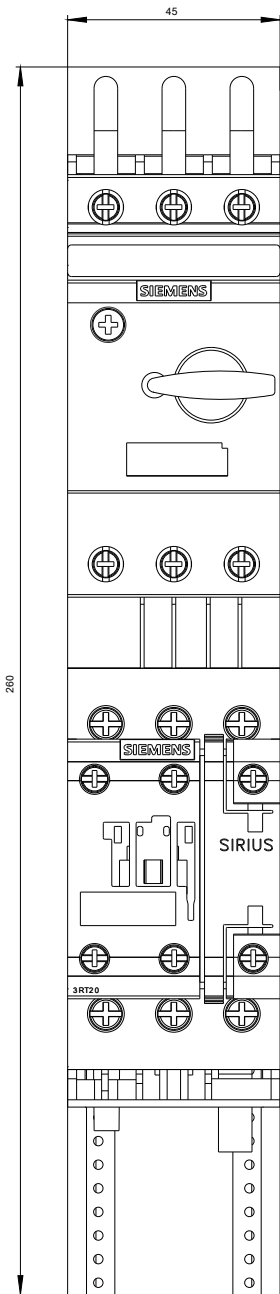
[http://www.automation.siemens.com/bilddb/cax\\_de.aspx?mlfb=3RA2120-1AD23-0BB4&lang=en](http://www.automation.siemens.com/bilddb/cax_de.aspx?mlfb=3RA2120-1AD23-0BB4&lang=en)

**Characteristic: Tripping characteristics, I<sup>2</sup>t, Let-through current**

<https://support.industry.siemens.com/cs/ww/en/ps/3RA2120-1AD23-0BB4/char>

**Further characteristics (e.g. electrical endurance, switching frequency)**

<http://www.automation.siemens.com/bilddb/index.aspx?view=Search&mlfb=3RA2120-1AD23-0BB4&objecttype=14&gridview=view1>







last modified:

03/08/2020