

SENTRON, Switch disconnecter 3LD, main switch, 3-pole, Iu: 16 A, Operating power / at AC-23 A at 400 V: 7.5 kW, front-mounted, 1 NC, 1 NO, rotary operating mechanism, black, 4-hole mounting of the handle



Model	
Product brand name	SENTRON
Product designation	3LD Switch disconnecter
Design of the product	Main switch
Display version / for switch position indicator manual operation	1 ON - 0 OFF
Design of the operating mechanism	Short rotary knob
Design of handle	rotary operating mechanism, black
Type of the driving mechanism / motor drive	No

General technical data	
Number of poles	3
Type of device	fixed mounting
Type of switch	front mounted
Size of switch disconnecter	1
Electrical endurance (switching cycles) / at AC-23 A / at 690 V	6 000
I2t value / with closed switch / at 690 V / for combination switch + gG fuse / maximum	2.5 kA ² .s

Let-through I _{2t} value / with closed switch / at 440 V / for combination switch + gG fuse / maximum	2.5 kA ² .s
Mechanical service life (switching cycles) / typical	100 000
Operating frequency / maximum	50 1/h

Voltage

Insulation voltage / rated value	690 V
Surge voltage resistance / rated value	6 kV
Current / at AC / rated value	16 A
Operating voltage <ul style="list-style-type: none"> at AC / at 50/60 Hz / rated value 	690 V

Protection class

Protection class IP	IP65
Protection class IP / on the front	IP65

Dissipation

Power loss [W] <ul style="list-style-type: none"> for rated value of the current / at AC / in hot operating state / per pole per conductor / typical 	0.5 W 0.5 W
--	----------------

Current

Operating current <ul style="list-style-type: none"> at AC-23 A / at 690 V / rated value at AC-23 A / at 400 V / rated value at AC-22 A / at 690 V / rated value at AC-21 / at 690 V / rated value at AC-21 A / at 240 V / rated value at AC-21 A / at 440 V / rated value at AC-22 A / at 240 V / rated value at AC-22 A / at 440 V / rated value at AC-23 A / at 240 V / rated value at AC-23 A / at 440 V / rated value 	9 A 16 A 16 A 16 A 16 A 16 A 16 A 16 A 16 A 16 A
Continuous current <ul style="list-style-type: none"> rated value at 40 °C / rated value at 45 °C / rated value at 50 °C / rated value at 55 °C / rated value 	16 A 16 A 16 A 16 A 16 A
Operating current / of upstream fuse / rated value	20 A
Let-through current / with closed switch <ul style="list-style-type: none"> at 440 V / for combination switch + gG fuse / maximum 	3 kA

<ul style="list-style-type: none"> • at 690 V / for combination switch + gG fuse / maximum permissible 	3 kA
Short-time withstand current (I _{cw})	
<ul style="list-style-type: none"> • limited to 1 s / rated value 	340 A
<ul style="list-style-type: none"> • at 690 V / limited to 1 s / rated value 	340 A

Main circuit

Operating frequency	
<ul style="list-style-type: none"> • initial value 	50 Hz
<ul style="list-style-type: none"> • Full-scale value 	60 Hz
Operating power	
<ul style="list-style-type: none"> • at AC-23 A / at 240 V / rated value 	4 kW
<ul style="list-style-type: none"> • at AC-23 A / at 400 V / at 50/60 Hz / rated value 	7.5 kW
<ul style="list-style-type: none"> • at AC-23 A / at 400 V / rated value 	7.5 kW
<ul style="list-style-type: none"> • at AC-23 A / at 440 V / rated value 	7.5 kW
<ul style="list-style-type: none"> • at AC-23 A / at 690 V / rated value 	7.5 kW
<ul style="list-style-type: none"> • at AC-3 / at 240 V / rated value 	3 kW
<ul style="list-style-type: none"> • at AC-3 / at 400 V / rated value 	5.5 kW
<ul style="list-style-type: none"> • at AC-3 / at 690 V / rated value 	5.5 kW
Operating current / rated value	16 A

Auxiliary circuit

Number of CO contacts / for auxiliary contacts	0
Number of NC contacts / for auxiliary contacts	1
Number of NO contacts / for auxiliary contacts	1
Operating voltage / of auxiliary contacts / at AC / maximum	500 V
Continuous current / of the auxiliary contact / rated value	10 A
Insulation voltage / of the auxiliary switch / rated value	500 V

Suitability

Suitability for use	
<ul style="list-style-type: none"> • Main switch 	Yes
<ul style="list-style-type: none"> • switch disconnecter 	Yes
<ul style="list-style-type: none"> • EMERGENCY OFF switch 	No
<ul style="list-style-type: none"> • safety switch 	Yes
<ul style="list-style-type: none"> • maintenance/repair switch 	Yes

Appearance

Color / of the actuating element	black
----------------------------------	-------

Product details

Product function / can be locked into OFF position	Yes
Number of bracket locks / maximum	3

Hasp thickness / of the bracket locks / minimum	4 mm
Hasp thickness / of the bracket locks / maximum	8 mm
Short circuit	
Conditional short-circuit current / with line-side fuse protection	
• at 690 V / by gG fuse / rated value	50 kA
Number of connectable NC contacts / for auxiliary contacts / attachable / maximum	2
Number of connectable NO contacts / for auxiliary contacts / attachable / maximum	2
Number of connectable CO contacts / for auxiliary contacts / attachable / maximum	0
Connections	
AWG number / as coded connectable conductor cross section / solid	
• maximum	10
• minimum	18
Type of electrical connection	
• for main current circuit	box terminal
• for auxiliary contacts	connection terminals
Requirements	
Design of the fuse link	
• for short-circuit protection of the main circuit / required	fuse gL/gG: 20 A
• for short-circuit protection of the auxiliary switch / required	fuse gL/gG: 10 A
Mechanical Design	
Height	84 mm
Width	67 mm
Depth	92.5 mm
Mounting type	Built-in unit fixed-mounted version
Mounting type	
• front mounting with 4-hole attachment	Yes
• front mounting with central attachment	No
• rail mounting	No
Net weight	217 g
Environmental conditions	
Ambient temperature / during operation	
• minimum	-25 °C
• maximum	55 °C
Ambient temperature / during storage / minimum	-25 °C

Certificates

Reference code

- acc. to DIN EN 61346-2
- acc. to DIN EN 81346-2

S

SF

General Product Approval

Test Certificates



CCC



CSA



UL



VDE

[Miscellaneous](#)

[Special Test Certificate](#)

Shipping Approval

other



LRS

[Miscellaneous](#)

[Environmental Confirmations](#)

Further information

Information- and Downloadcenter (Catalogs, Brochures,...)

<http://www.siemens.com/lowvoltage/catalogs>

Industry Mall (Online ordering system)

<https://mall.industry.siemens.com/mall/en/en/Catalog/product?mlfb=3LD2003-1TP51>

Service&Support (Manuals, Certificates, Characteristics, FAQs,...)

<https://support.industry.siemens.com/cs/ww/en/ps/3LD2003-1TP51>

Image database (product images, 2D dimension drawings, 3D models, device circuit diagrams, ...)

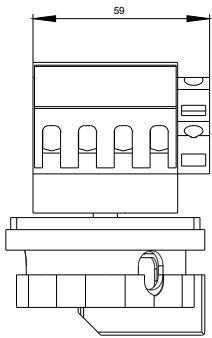
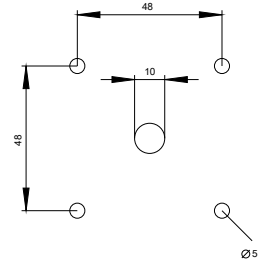
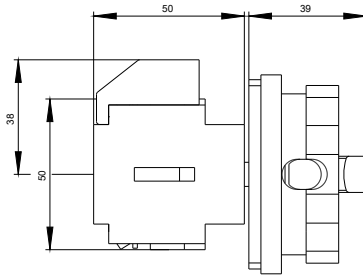
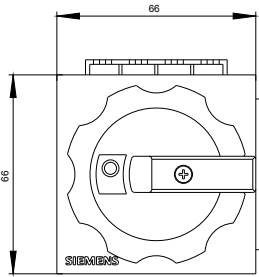
http://www.automation.siemens.com/bilddb/cax_en.aspx?mlfb=3LD2003-1TP51

CAX-Online-Generator

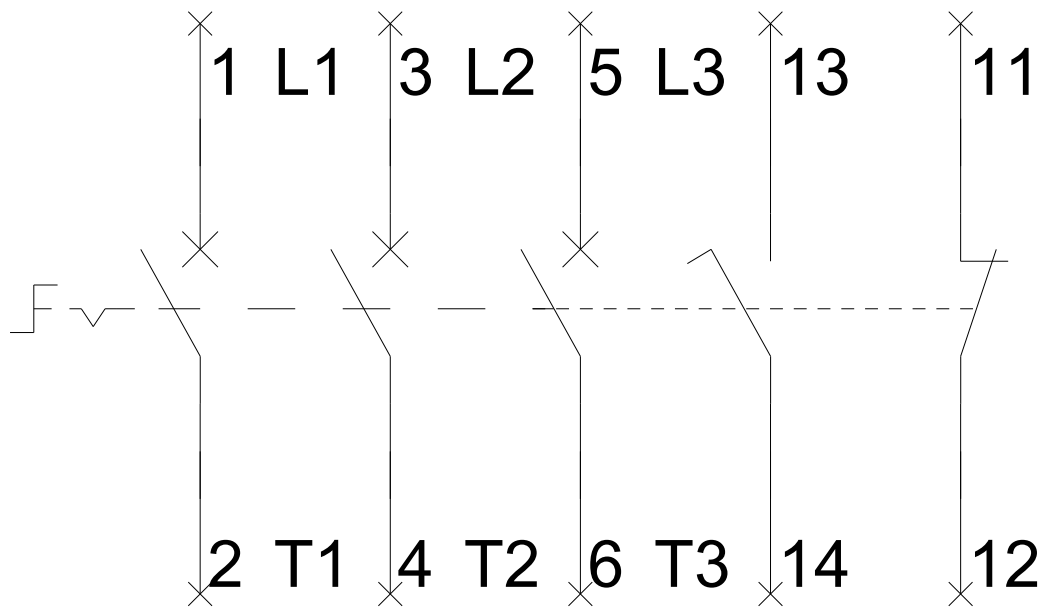
<http://www.siemens.com/cax>

Tender specifications

<http://www.siemens.com/specifications>



-Q1



-CI

