

## Power supply unit - UNO-PS/1AC/24DC/240W - 2904372

Please be informed that the data shown in this PDF Document is generated from our Online Catalog. Please find the complete data in the user's documentation. Our General Terms of Use for Downloads are valid (<http://phoenixcontact.com/download>)



Primary-switched UNO power supply for DIN rail mounting, input: single-phase, output: 24 V DC/240 W

### Product Description

UNO POWER power supplies - compact with basic functionality

Thanks to their high power density, compact UNO POWER power supplies offer the ideal solution for loads up to 240 W, particularly in compact control boxes. The power supply units are available in various performance classes and overall widths. Their high degree of efficiency and low idling losses ensure a high level of energy efficiency.



### Key Commercial Data

Packing unit	1 STK
Weight per Piece (excluding packing)	800.0 g
Custom tariff number	85044030
Country of origin	Germany

### Technical data

#### Dimensions

Width	45 mm
Height	130 mm
Depth	125 mm

#### Ambient conditions

Degree of protection	IP20
Ambient temperature (operation)	-25 °C ... 70 °C (> 55 °C Derating: 2,5 %/K)
Ambient temperature (storage/transport)	-40 °C ... 85 °C
Max. permissible relative humidity (operation)	≤ 95 % (at 25 °C, non-condensing)
Noise immunity	EN 61000-6-2:2005

# Power supply unit - UNO-PS/1AC/24DC/240W - 2904372

## Technical data

### Input data

Nominal input voltage range	100 V AC ... 240 V AC
Input voltage range	85 V AC ... 264 V AC (< 95 V AC Derating 1 %/V)
AC frequency range	45 Hz ... 65 Hz
Current consumption	2.3 A (120 V AC)
	1.2 A (230 V AC)
Inrush surge current	< 80 A (typical)
Power failure bypass	> 10 ms (120 V AC)
	> 10 ms (230 V AC)
Input fuse	5 A (slow-blow, internal)
Choice of suitable circuit breakers	6 A ... 16 A (Characteristics B, C, D, K)
Type of protection	Transient surge protection
Protective circuit/component	Varistor

### Output data

Nominal output voltage	24 V DC $\pm 1$ %
Setting range of the output voltage ( $U_{Set}$ )	24 V DC ... 28 V DC $\pm 1$ %
Nominal output current ( $I_N$ )	10 A (-25°C ... 55°C)
Derating	55 °C ... 70 °C (2.5%/K)
Connection in parallel	Yes, for redundancy and increased capacity
Connection in series	No
Control deviation	change in load, static 10 % ... 90 %
	< 2 % (change in load, dynamic 10 % ... 90 %)
	< 0.1 % (change in input voltage $\pm 10$ %)
Residual ripple	< 50 mV <sub>PP</sub> (with nominal values)
Output power	240 W
Typical response time	< 1 s
Maximum power dissipation in no-load condition	< 1.1 W
Power loss nominal load max.	< 18.8 W

### General

Net weight	0.66 kg
Efficiency	> 93 % (for 230 V AC and nominal values)
Insulation voltage input/output	4 kV AC (type test)
	3 kV AC (routine test)
Protection class	I (in closed control cabinet)
MTBF (IEC 61709, SN 29500)	> 562000 h (40°C)
Mounting position	horizontal DIN rail NS 35, EN 60715
Assembly instructions	Alignable: 0 mm horizontally, 30 mm vertically

# Power supply unit - UNO-PS/1AC/24DC/240W - 2904372

## Technical data

### Connection data, input

Connection method	Screw connection
Conductor cross section solid min.	0.2 mm <sup>2</sup>
Conductor cross section solid max.	2.5 mm <sup>2</sup>
Conductor cross section flexible min.	0.2 mm <sup>2</sup>
Conductor cross section flexible max.	2.5 mm <sup>2</sup>
Conductor cross section AWG min.	24
Conductor cross section AWG max.	14
Stripping length	8 mm
Screw thread	M3

### Connection data, output

Connection method	Screw connection
Conductor cross section solid min.	0.2 mm <sup>2</sup>
Conductor cross section solid max.	2.5 mm <sup>2</sup>
Conductor cross section flexible min.	0.2 mm <sup>2</sup>
Conductor cross section flexible max.	2.5 mm <sup>2</sup>
Conductor cross section AWG min.	24
Conductor cross section AWG max.	14
Stripping length	8 mm
Screw thread	M3

## Standards and Regulations

Electromagnetic compatibility	Conformance with EMC Directive 2004/108/EC
Shock	18 ms, 30g, in each space direction (according to IEC 60068-2-27)
Noise immunity	EN 61000-6-2:2005
Standards/regulations	EN 61000-4-2
	EN 61000-4-3
	EN 61000-4-4
	EN 61000-4-5
	EN 61000-4-6
	EN 61000-4-11
Standard - Safety of transformers	EN 61558-2-16
Standard - Electrical safety	EN 60950-1/VDE 0805 (SELV)
Standard - Electronic equipment for use in electrical power installations and their assembly into electrical power installations	EN 50178/VDE 0160 (PELV)
Standard - Safety extra-low voltage	EN 60950-1 (SELV) and EN 60204 (PELV)
Standard - Safe isolation	DIN VDE 0100-410
Standard - Limitation of mains harmonic currents	EN 61000-3-2
UL approvals	UL Listed UL 508

# Power supply unit - UNO-PS/1AC/24DC/240W - 2904372

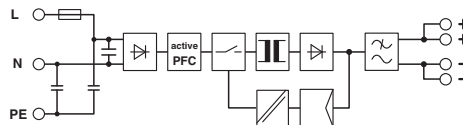
## Technical data

### Standards and Regulations

	UL/C-UL Recognized UL 60950
	UL ANSI/ISA-12.12.01 Class I, Division 2, Groups A, B, C, D T4 (Hazardous Location)
Vibration (operation)	< 15 Hz, amplitude ±2.5 mm (according to IEC 60068-2-6)
	15 Hz ... 150 Hz, 2.3g, 90 min.
Low Voltage Directive	Conformance with LV directive 2006/95/EC
Approval - requirement of the semiconductor industry with regard to mains voltage dips	EN 61000-4-11
Information technology equipment - safety (CB scheme)	CB Scheme

## Drawings

Block diagram



## Classifications

### eCl@ss

eCl@ss 4.0	27040702
eCl@ss 4.1	27040702
eCl@ss 5.0	27049002
eCl@ss 5.1	27049002
eCl@ss 6.0	27049002
eCl@ss 7.0	27049002
eCl@ss 8.0	27049002
eCl@ss 9.0	27040701

### ETIM

ETIM 4.0	EC000599
ETIM 5.0	EC002540

## Approvals

### Approvals

# Power supply unit - UNO-PS/1AC/24DC/240W - 2904372

## Approvals

### Approvals

UL Recognized / UL Listed / cUL Recognized / cUL Listed / EAC / EAC / cULus Recognized / cULus Listed

---

### Ex Approvals


UL Listed / cUL Listed / cULus Listed


---


### Approvals submitted


---

### Approval details

UL Recognized 

UL Listed 

cUL Recognized 

cUL Listed 

EAC

EAC

cULus Recognized 

cULus Listed 

## Power supply unit - UNO-PS/1AC/24DC/240W - 2904372

### Accessories

#### Accessories

#### Redundancy module

Redundancy module - UNO-DIODE/5-24DC/2X10/1X20 - 2905489



Redundancy module, 5 V - 24 V DC, 2 x 10 A, 1 x 20 A.