



Kakuro – Easy – Layout Samples

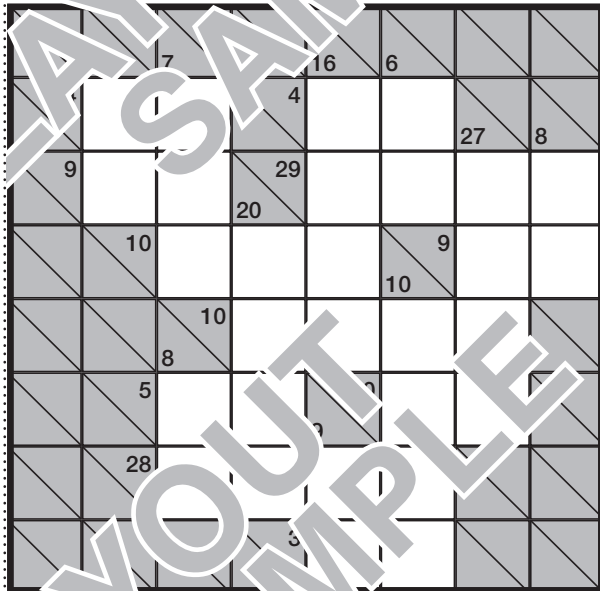
A

KAKURO

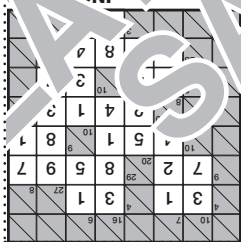
Fill in the blank squares in the grid with numbers 1-9 so that each horizontal or vertical line adds up to the total given in the box either to the left or above it.

Horizontal totals are given to the left of the grid, and vertical totals are given in the bottom left of the grid.

You can use the numbers 1-9, but you cannot use the same number more than once in a run. The number 0 may be used again, however, if it is the same row or column as part of another run.



Difficulty level: Easy



SPACE REQUIRED

PUZZLE WITH SOLUTION

80mm x 150mm

PUZZLE WITHOUT SOLUTION

80mm x 114mm

[View our full range of puzzles at PuzzleSales.com](http://PuzzleSales.com)




B

KAKURO

Difficulty level: Easy

Fill in the blank squares in the grid with numbers so that each horizontal or vertical line adds up to the total given in the box either to the left or above it. Horizontal totals are given in the top right corners of the shaded boxes; vertical totals are given in the bottom left corners. You can use any number from 1 to 9, but any number can only be used once in any run. The number 0 may be used again, however, in the same row or column but as part of another run.



SOLUTION:

	1	2							
	4	8	6	7					
7	3	4	1						
3	2	4	1						
1	8	1	5	1					
7	9	8	5	2					
	1	3							

SPACE REQUIRED

PUZZLE WITH SOLUTION

134mm x 104mm

PUZZLE WITHOUT SOLUTION

115mm x 104mm

View our full range of puzzles at PuzzleSales.com