

United States Golf Association
77 Liberty Corner Road
Liberty Corner, NJ 07938
T 908.234.2300
usga.org



©2019 USGA

Measuring a Green Reading

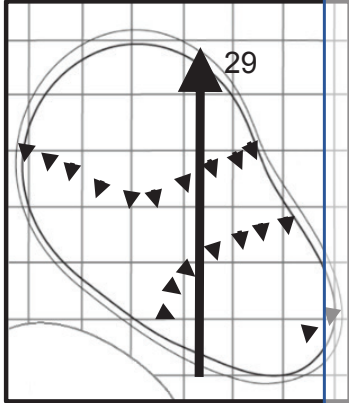
INSTRUCTION BOOKLET



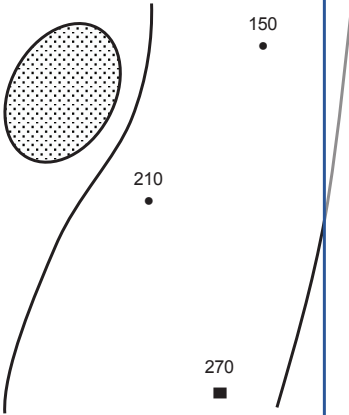
Lay the template over the page to check that the size of the page is $4\frac{1}{4} \times 7$ in. or less?

The page must be the same size or smaller than the plastic template.

12



29



150

210

270

USGA• Green Reading Book Template

Size

Any book or other paper containing a map or image of a putting green must not be larger than $4\frac{1}{4}$ inches \times 7 inches (the size of this template).

Scale

The scaled ruler (right) may be used to determine if a putting green image meets the scale limit.

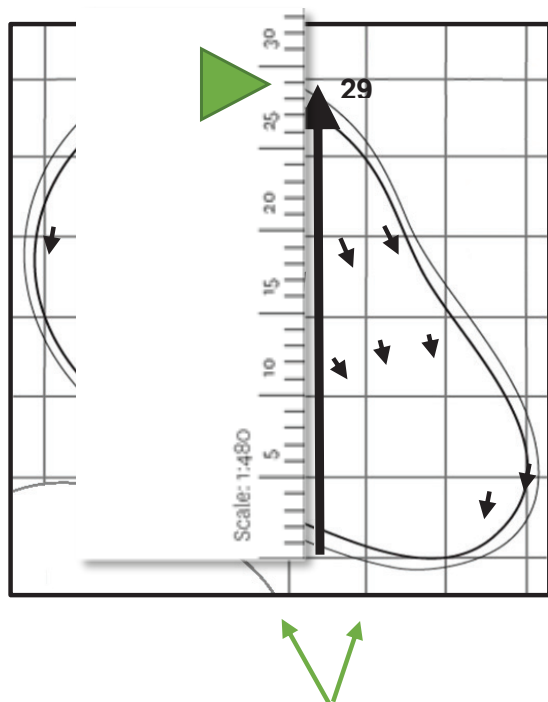
For example, if a green is 30 yards in depth, the image must measure to the 30 yard mark or less on the scaled ruler.

5 yard grid lines must be $\frac{3}{8}$ inch (as shown below) or smaller.

Scale: 1:480

Use the scaled ruler and/or grid to check the map scale

Measure any distance indicator (such as the arrow indicating 29 yards, below) using the ruler on the side of the template. If the ruler measures that number (in this case, 29) or less, the scale is conforming.

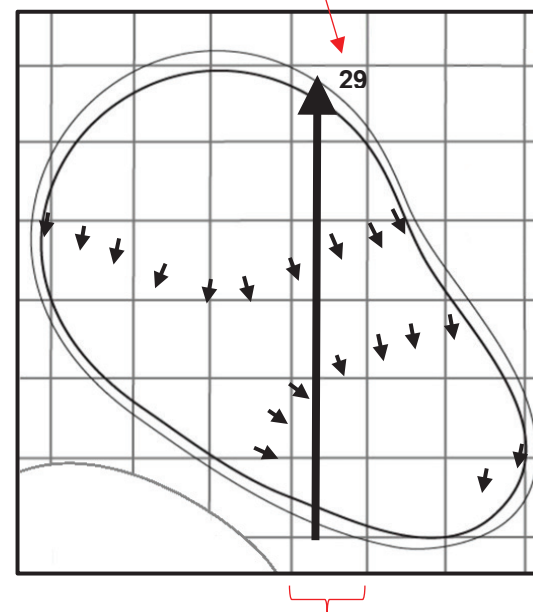


Some books have 5-yard grid lines: if the grid squares on the green sheet are the same size or smaller than the 3/8 squares on the template, then the grid is conforming.

Examples

Nonconforming

Measure this arrow indicating 29 yards using the scale ruler. This arrow **exceeds** '29' on the ruler.

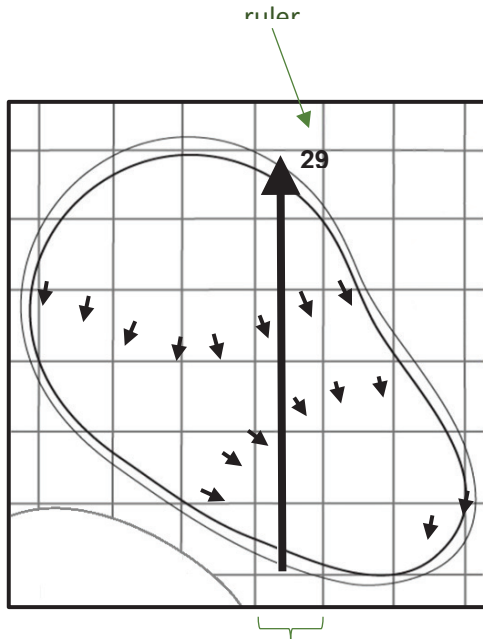


Match up the grid on the template to the grid above:
this 5-yard grid line spacing **exceeds** 3/8 inch

Dimensions exceed
4.25 in. × 7 in.

Conforming

Measure this arrow indicating 29 yards using the scale ruler. This arrow **does not** exceed '29' on the



Match up the grid on the template to the grid above: this 5-yard grid line spacing **does not** exceed

Dimensions **do not** exceed 4.25 in. × 7 in.