

# SIGNATURE EQUIPMENT



# MASQUERADE

Classic #41086-XX  
Contemporary #41085-XX



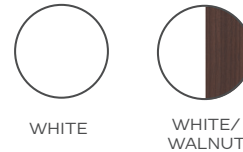
The ultimate in comfort and design, the ingenious **Masquerade** converts from a day bed into an ultra-comfortable spa treatment table with the push of a button. This first-of-its-kind piece can easily be converted by the therapist from a day bed into a height-adjustable massage table. Now available in Classic and Contemporary models. Developed in collaboration with:



Above: Classic  
Below: Contemporary  
Custom designs available



## STANDARD BASE COLORS:



WHITE

WHITE/  
WALNUT

## STANDARD VINYL COLORS:



WHITE

ALMOND

CAMEL

BLACK

## OPTIONS & ADD-ONS:

- Custom designs, fabrics, and finishes available
- Backrest can be ordered to attach on either side
- Motorized lift to engage casters, allowing one to roll the bed away from the backrest or wall



Backrest disengages via hidden latch.



Bluetooth remote acts as a key; only the therapist can control the motors.



Dual pedestal lift system is powerful yet whisper quiet.

**TOP:**

Top design  
Standard size top  
Foam

One-piece seat/massage top, bolster cushions included  
29" x 73"  
2" firm bottom layer + 1- 3/4" medium-density layer of urethane polymer  
1/2" fluffy polyester Dacron top layer  
3/4" plywood frame with holes for face cradle  
Included

**BASE & FRAME:**

Exterior base  
Armrest/Backrest  
Mechanical base  
Height range  
Lifting weight  
Capacity  
Controls  
Electronics

Painted wood or laminate, color optional  
L-shape wood or laminate, removable, storage from front and side  
Twin anodized-aluminum pedestals on steel base with retractable wheels  
21" - 35"  
Lifting weight capacity 600 lbs.  
Static weight capacity 1000 lbs.  
Handheld control  
UL-recognized and CE-approved, 120/240 VAC

**VINYL:**

UltraSoft-Touch Vinyl  
Standard colors  
Custom color

Lightly textured, super-soft vinyl, fabric backed  
Camel, Almond, White or Black  
By request

**GUARANTEES:**

Structure  
Motor & controls  
Vinyl & foam  
Structure

1 yr. on replacement parts for frame/structure.  
2 yrs. warranty on materials for mechanical/electrical parts  
2 yrs. on materials  
10 years

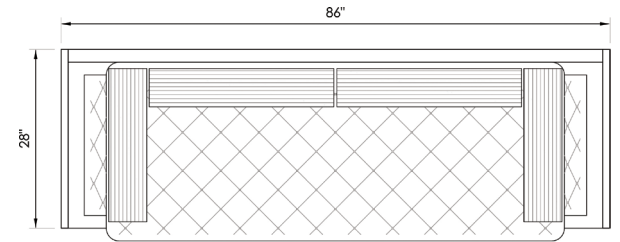
**WEIGHTS:**

**Contemporary** table wt.  
Shipping wt. - boxed  
**Classic** table wt.  
Shipping wt.- boxed

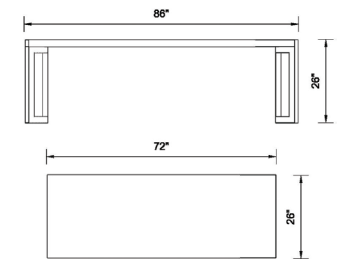
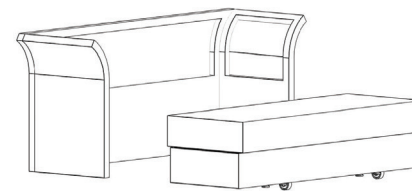
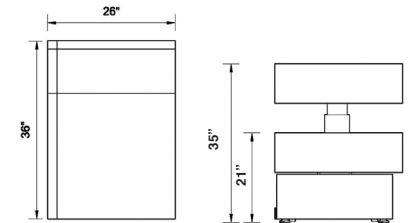
280 lbs.  
336 lbs.  
380 lbs.  
436 lbs.

Shipping dimensions

83"L x 39"W x 37" H



**The Classic**



**The Contemporary**

