

# Paradise

MAKEUP AQ™

## Makeup Designs



*ginny*  
APPROVED

**6 FAST & EASY  
DESIGNS FOR  
CHILDREN**

Easy Step-by-Step  
Instructions with  
online video links.

**mehron**  
™



# Face Painting Kit



**Mehron** has been the hidden secret of professionals since its early roots on Broadway to worldwide distribution today.

From fashion runways to editorials in magazines such as Marie Claire and Glamour, **Mehron** has become a key element in the fashion and beauty world. Celebrities such as the Black Eyed Peas, Hilary Duff, Pink, Kim Kardashian and Porcelain Black have all utilized **Mehron's** fantastic products. Both the Rachael Ray Show and Martha Stewart Show regularly feature **Mehron**. Beauty awards from O, The Oprah Magazine and Essence Magazine also demonstrate **Mehron's** leadership in cosmetics. Magazines, makeup artists, celebrities, fashion designers, beauty bloggers and more are all buzzing about **Mehron Makeup**.

Today **Mehron** maintains its leadership in the performance industry and is the most sought out Halloween makeup in the world. Productions using **Mehron** include Blue Man Group, Cirque du Soleil, The Metropolitan Opera, Ringling Brothers and Barnum & Bailey Circus, the American Ballet Theater, and more. In addition, the critically acclaimed film Black Swan featured Mehron products on the cast and as background props.

**Mehron** was also proud to be the exclusive makeup sponsor for Rock Fashion Week Miami working on designer shows such as Russell Simmons. **Mehron** is also a continuing makeup sponsor for designers at New York Mercedes-Benz Fashion Week where **Mehron's** fashion week team has been interviewed with Joan Rivers on E!'s Fashion Police.



Introducing a new face painting kit with Mehron's world famous, premium quality, water based face and body painting product.

**Paradise Makeup AQ™**, is the preferred choice of award-winning artists around the globe. These richly pigmented, beautiful colors are great for creating designs from head-to-toe. The 40 gm container is the perfect size and shape for the professional face and body painter. The large surface of the cake allows for easy use with a sponge or large body brush. The makeup cakes can be easily stored in a handy twelve color palette for a quick, well organized set up. Available in a variety of colors and palettes.

Medium Round Brush



Chisel Brush



Sponge Applicator

Detailz  
- White



Glitter  
- Opalescent



8 Color Paradise Makeup AQ™ Palette

# Butterfly



## Directions:

1. Apply white with sponge.
2. Overlay dark pink on the edge of the white with a sponge.
3. Use a chisel brush loaded with violet and pull toward the center to create the shape of the wings.
4. Using a brush, follow the shape of the eyelid to paint violet on the top and bottom lid.
5. Use the medium brush loaded with white to create the simple body of the butterfly.
6. Use Detailz White for the accent dots on wings.
7. Dust with Opalescent White glitter.
8. Apply dark pink over the lips using the medium round brush.



Scan with your smart phone to watch a demo video.



mehron

[www.mehron.com/video](http://www.mehron.com/video)



# Clown



## Directions:

1. Apply white using a medium round brush.
2. Using the chisel brush, paint red cheeks. Press and release to create the thick to thin stroke while curving.
3. Add a perfect round circle to the nose using the chisel brush.
4. Add black above eyebrows and at corners of the mouth.
5. Add black accents around eyes.
6. Use Detailz White to add accents to cheeks.



Scan with your smart phone to watch a demo video.




mehron

[www.mehron.com/video](http://www.mehron.com/video)




# Flower Girl



## Directions:

1. Using a medium round brush loaded with white, paint from the outside towards the center of the flower.
2. Using the same brush, add violet to the tip only and press down.
3. Reverse the colors and repeat.
4. Add leaves using medium round brush and dark green paint. Press brush down and finish with a point.
5. Paint the center of the flowers yellow.
6. Use Detailz White for the tiny flowers.
7. Sprinkle with Opalescent White glitter for a "magical" touch.




Scan with your smart phone to watch a demo video.



mehron™

[www.mehron.com/video](http://www.mehron.com/video)



# Monster



## Directions:

1. Cover half of the face with a sponge loaded with white.
2. Apply a few spots of grey to create some shadows.
3. Draw towards the center of the face for the cheekbone, creating a thicker to thinner line. Blend with a sponge.
4. Create the shape of a "half moon" near the mouth using black and medium round brush.
5. Using medium round brush loaded with yellow, press down to make the teeth.
6. Outline with black to make the detail pop out.



Scan with your smart phone to watch a demo video.



mehron™

[www.mehron.com/video](http://www.mehron.com/video)



# Pirate



## Directions:

1. Using a sponge loaded with red, cover the forehead evenly.
2. Add a handkerchief knot on the side using the chisel brush.
3. Using the chisel brush, paint black around one eye.
4. Use black over the other eyebrow to make it look thicker.
5. Add mustache and goatee.
6. Using black, create a simple skull and crossbones emblem on red forehead.
7. Add black outline to features.
8. Add white highlights to finish the design.



Scan with your smart phone to watch a demo video.



mehron

[www.mehron.com/video](http://www.mehron.com/video)



# Princess



## Directions:

1. Using a sponge, add pink to cheeks & center of forehead.
2. Using white and the medium round brush, create "star" shape on forehead.
3. Create lines around top and sides of face using thick to thin strokes. Be sure to vary the thickness of your lines.
4. Use Detailz White to add dots along lines.
5. Add Opalessent White glitter for a final touch.



Scan with your smart phone to watch a demo video.




mehron

[www.mehron.com/video](http://www.mehron.com/video)



# Jinny

Genevieve Houle, who the world has come to know as Jinny, is a renowned face and body painting artist who has captured the hearts of fellow artists and fans around the globe. Her vibrant abstract designs and clever use of color, combined with her amazing brush control, make Jinny one of the most sought after artists in her field.



Artist: Jinny Model: Sindy Perez

Jinny's creative and breathtaking work has been featured in international media, magazines and books, in addition to TV, movies, commercials, conventions, shows, and corporate events. Bilingual in both French and English, Jinny's outgoing personality and great sense of humor make her much more than a revered artist to her peers and students. In addition, Jinny has been the artistically creative influence behind such Cirque du Soleil special event productions as "Love", "Delirium", "Corteo", "Ovo" and "Totem".

Jinny is also the only artist to have contributed to the development of a namesake line of face and body makeup. As co-creator of Paradise Makeup AQ™, manufactured by Mehron, Inc. in the U.S., Jinny works tirelessly to help create makeup that is not only natural in its ingredients, but also healthy for the skin. Thanks to Jinny's efforts, Paradise Makeup AQ™ has become a market-leading brand worldwide.



# Paradise MAKEUP AQ™

## 6 FAST & EASY DESIGNS FOR CHILDREN

Included in this Series:



**Easy Step-by-Step  
Instructions with  
online video links.**



- Makeup Artist: Jinny
- Video: Jinny
- Models:
  - Alexane Vincent
  - Cedric Vincent
  - Xavier Vincent
  - Cloé Godet
  - Emerick Rochefort
  - Rosalie Rochefort



[www.jinnymakeup.com](http://www.jinnymakeup.com)



**Mehron, Inc.**  
Chestnut Ridge, NY 10977  
[www.mehron.com](http://www.mehron.com)



Mehron - Made in the USA