






Features:

Folds in Half		●
Push Button Release Clip		●
Push Button Zero Reset		●
Kick Down Side Stand		●
Debris Removing Scraper		●
Follows Fine Edges		●
Runs in Straight Line		●
Balanced In Line Movement		●
Better Traction		●
Wheel Runs on Sealed Roller Bearings		●

Specifications:

	Metric	Imperial
Measuring Distance	10 000 m	10 00 ft
Increments	0.1 m	0.1 ft
Wheel Circumference	1 m	3.2 ft
Wheel Diameter	0.32 m	1 ft
Weight	1.8 kg	3.9 lb

Surfaces:

-  Hard Smooth
-  Paving
-  Uneven
-  Grass and Carpet
-  Soft Sand



Uses:

Road Marking, Construction, Paving, Fencing, Pool Construction, Garden Layouts, Field Layouts, Factory Layouts, Property Assessments, etc. Can be used on most surfaces smooth and uneven over long or short distances.