

sharpening stone storage box

Design Options



Each of these sharp-looking storage boxes provide protection for your stones while keeping them handy whenever you need them.

These handy boxes are easy to build from just a couple pieces of scrap wood. You'll find six, unique design options on the next page for both the lid and base.

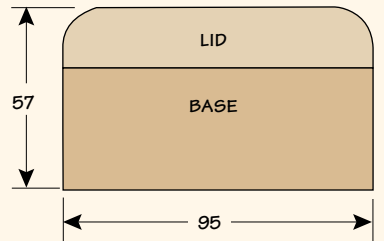
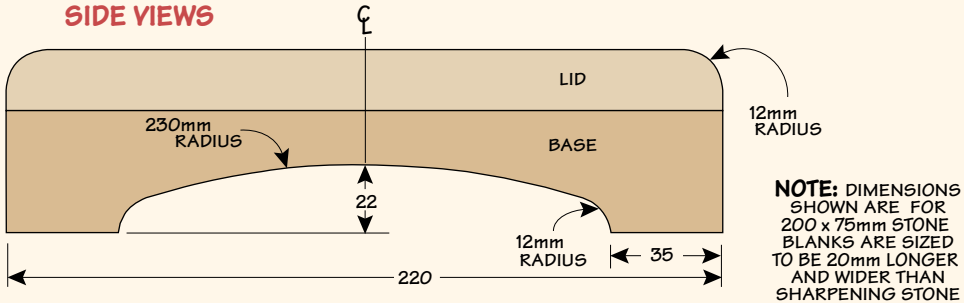
Or, you can mix and match a pattern for any lid to go with any base to come up with the look you want. All of the profiles can be

made using just a table saw, a hand-held router, or a band saw.

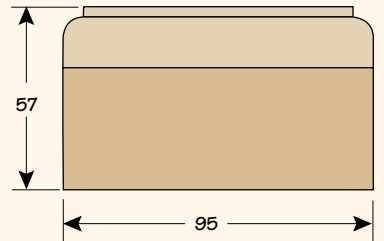
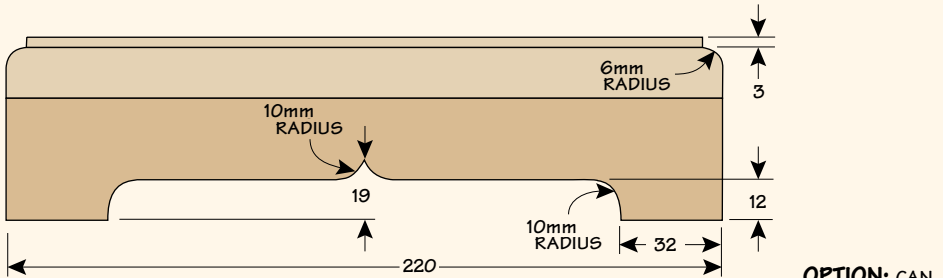
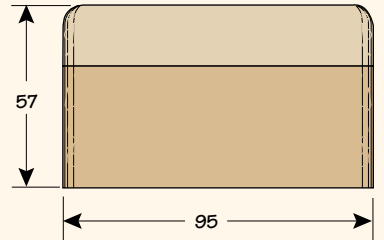
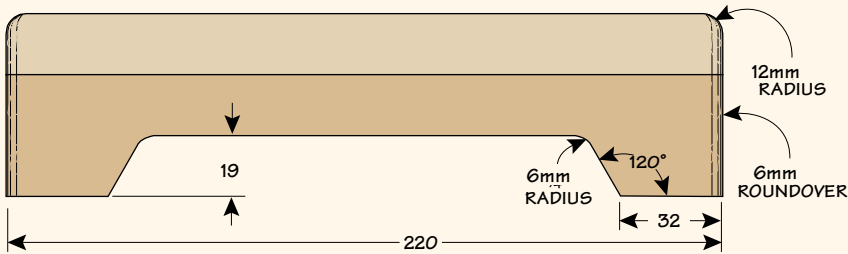
The dimensions given are for stones that are 200 x 75mm (8" x 3"). But, you can make a box blank any size as long as you add 20mm to its length and width to fit your stone.

SIDE VIEWS

END VIEWS



NOTE: DIMENSIONS SHOWN ARE FOR 200 x 75mm STONE BLANKS ARE SIZED TO BE 20mm LONGER AND WIDER THAN SHARPENING STONE



OPTION: CAN ENLARGE SIDE VIEWS 235% TO USE AS PATTERN

