

Tool Cabinet

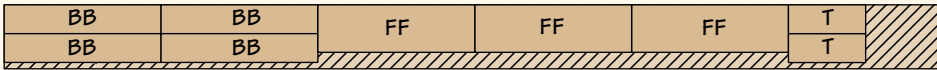
Materials List

A Case Sides (6)	400 x 450 x 19 Ply.	R Wide Door Panels (2)	75 x 316 x 6 Ply.	II Leg Veneer (8)	400 x 76 x 3
B Edging	14m x 20 x 3 rgh.	S Sm. Drawer Fronts (8)	201 x 73 x 12	JJ Front/Back Aprons (2)	814 x 76 x 38
C Case Tops/Bottoms (6)	890 x 450 x 19 Ply.	T Sm. Drawer Backs (8)	201 x 73 x 12	KK Side Aprons (2)	351 x 76 x 38
D Vertical Dividers (3)	374 x 444 x 19 Ply.	U Sm. Drawer Sides (18)	441 x 73 x 12	LL Corner Blocks (4)	230 x 90 x 19
E Horizontal Dividers (2)	890 x 444 x 19 Ply.	V Sm. Drawer Bottoms (8)	441 x 189 x 6 Ply.		
F Middle Divider (1)	444 x 444 x 19 Ply.	W Centre Drawer Front (1)	429 x 73 x 12		
G Case Backs (3)	896 x 380 x 6 Ply.	X Centre Drawer Back (1)	429 x 73 x 12		
H Side Dividers (6)	216 x 444 x 19 Ply.	Y Centre Drawer Bot. (1)	429 x 417 x 6 Ply.		
I Small Divider (1)	88 x 444 x 19 Ply.	Z Med. Drawer Fronts (2)	426 x 73 x 12		
J Shelves (2)	425 x 425 x 19 Ply.	AA Med. Drawer Backs (2)	426 x 73 x 12		
K Upper Door Stiles (2)	265 x 65 x 19	BB Med. Drawer Sides (4)	441 x 73 x 12		
L Upper Door Rails (2)	320 x 65 x 19	CC Med. Drawer Bottoms (2)	414 x 429 x 6 Ply.		
M Upper Door Panel (1)	155 x 320 x 6 Ply.	DD Lg. Drawer Fronts (2)	875 x 121 x 12		
N Lower Door Stiles (4)	360 x 65 x 19	EE Lg. Drawer Backs (2)	875 x 121 x 12		
O Lower Door Rails (6)	316 x 65 x 19	FF Large Drawer Sides (4)	441 x 121 x 12		
P Centre Stiles (2)	135 x 65 x 19	GG Lg. Drawer Bottoms (2)	863 x 429 x 6 Ply.		
Q Narrow Door Panels (4)	130 x 135 x 6 Ply.	HH Legs (4)	400 x 76 x 70		

- (78) Nylon Stem Bumpers
- (6) 65 x 25mm No-Mortise Hinges w/Screws
- (18) 57 x 42mm Recessed Finger Pulls
- (112) 5g x 9.5mm c/s Brass Woodscrews
- (4) Magnetic Catches w/Screws
- (2) 240mm Chest Chains
- (20) 50 x 16mm Chest Straps
- (4) 50 x 16mm Chest Corners
- (1) 300 x 50 x 1.6mm Brass Bar Stock
- (8) 8g x 50mm c/s Woodscrews
- (8) 8g x 32mm c/s Woodscrews

Cutting Diagram

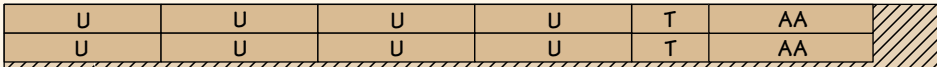
2400 x 160 x 12mm Pine or Hardwood



2400 x 160 x 12mm Pine or Hardwood



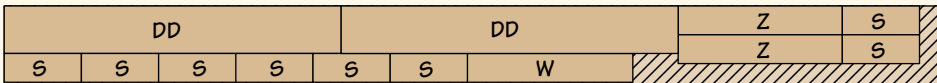
2400 x 160 x 12mm Pine or Hardwood



2400 x 160 x 12mm Pine or Hardwood



2400 x 210 x 12mm Oak



Cutting Diagram cont.

2100 x 160 x 19mm Oak



1800 x 140 x 19mm Oak

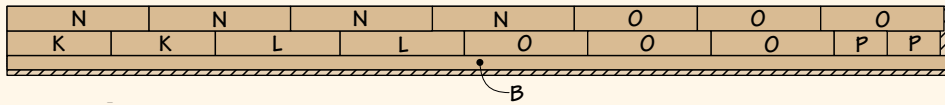


2100 x 160 x 19mm Oak

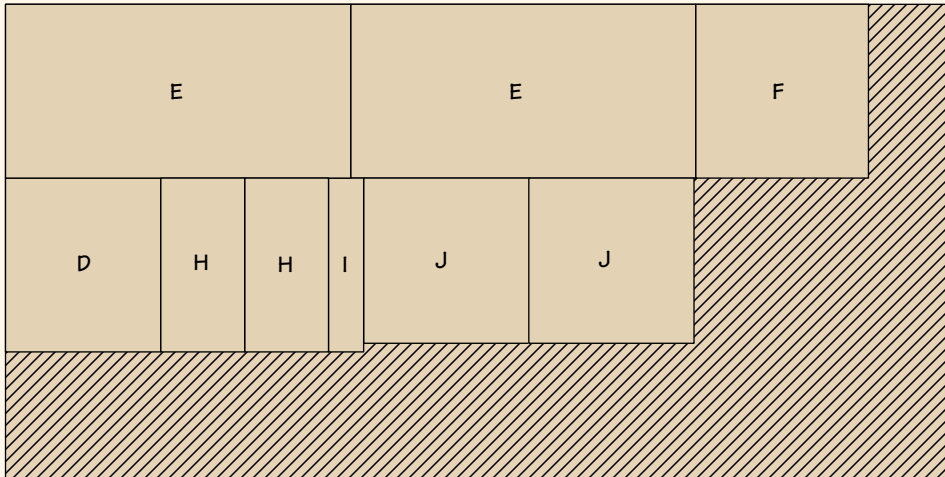


NOTE: PART II
REGAWN AND
PLANED TO
3mm-THICK

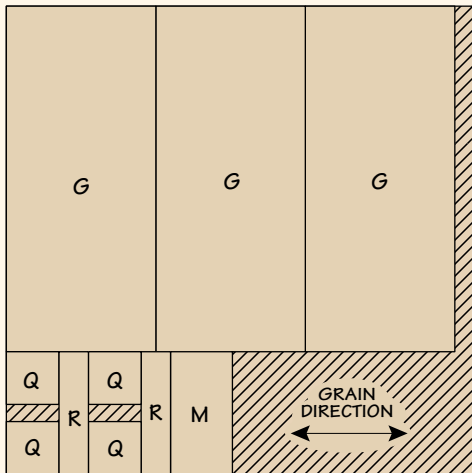
2400 x 160 x 19mm Oak



2400 x 1200 x 19mm Oak Plywood

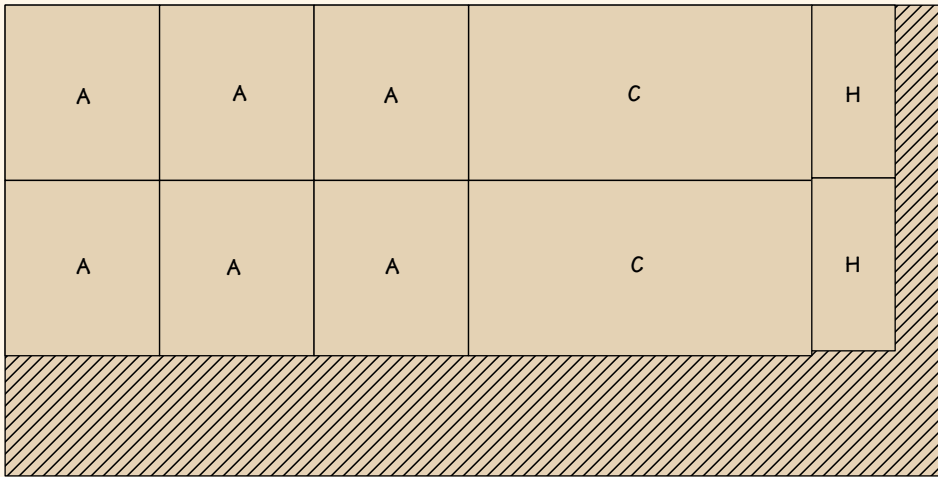


1200 x 1200 x 6mm Oak Plywood

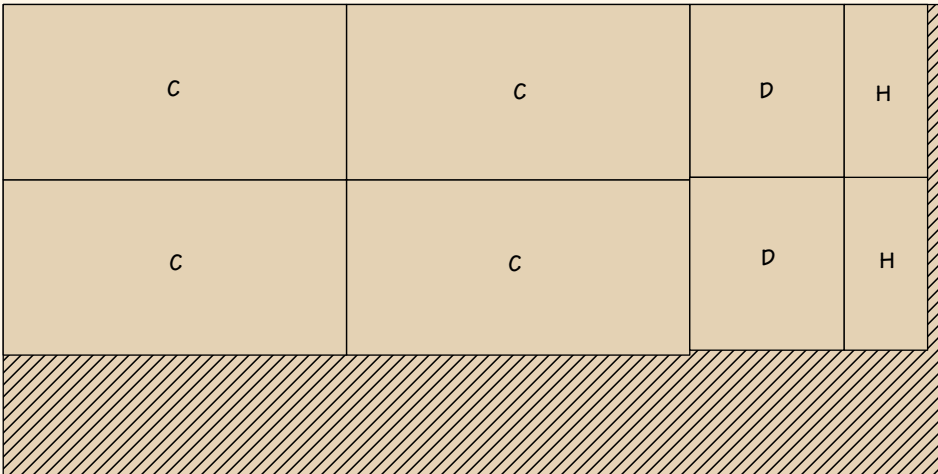


Cutting Diagram cont.

2400 x 1200 x 19mm Oak Plywood



2400 x 1200 x 19mm Oak Plywood



2400 x 1200 x 6mm Pine Plywood.

