



# CANTILEVER UMBRELLA

**HAYMAN**

ASSEMBLY GUIDE AND  
OPERATING INSTRUCTIONS

## **WARNING**

When assembling and using this product, safety precautions should always be followed to reduce the risk of personal injury and damage to equipment.

Please read all instructions before assembly and use.

Two or more people are recommended for safe assembly.

Keep all children and pets away from assembly area.

Install on level ground.

Check all nuts and bolts for tightness before use and regularly during use.

This is a non-permanent structure, do not use in extreme weather conditions including heavy rain or high winds.

Do not leave the umbrella unattended when open.

Do not place the product near an open flame or too close to any heat source such as heaters or BBQs.

The diagrams in this manual are for assembly and operation only.  
Illustrations may differ from the umbrella's actual appearance.

## **CARE AND MAINTENANCE**

When not in use, close the umbrella, fasten canopy with fastening tape and store in a dry place. If the canopy is wet, allow to dry naturally when opened up before storing.

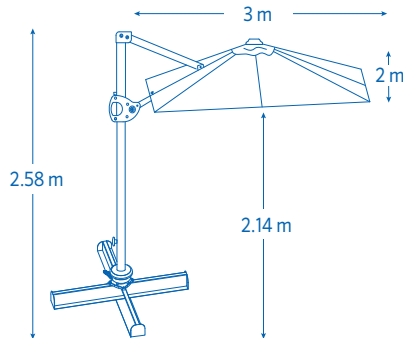
If necessary, clean the fabric with a hose.

**DO NOT** use umbrella over or near harsh chemicals or open flames including but not limited to chlorine, grills, barbecues and fire pits.

Components subject to turning and sliding can be treated with a non-staining lubricant spray (silicon-based).



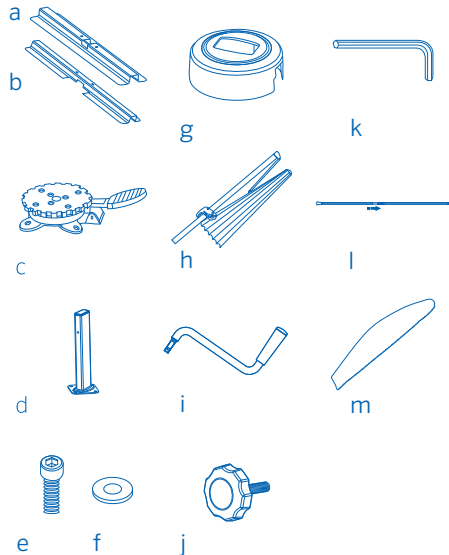
## ASSEMBLY GUIDE



### STEP 1

Take all parts out of the box and ensure they are all present.

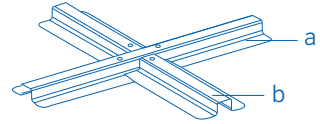
- (a) & (b) Metal cross base x 2
- (c) 360° Swivel system x 1
- (d) Lower pole x 1
- (e) (M8x25) Bolt
- (f) (M8x30) Washer x 4
- (g) Plastic cover x 1
- (h) Umbrella frame & canopy x 1
- (i) Crank x 1
- (j) Tension screw x 1
- (k) Allen key x 1
- (l) Stay pole
- (m) Umbrella cover



Note: The use of paving stones or weights is required to prevent tipping (not included). We recommend the Coolaroo Cantilever base set.

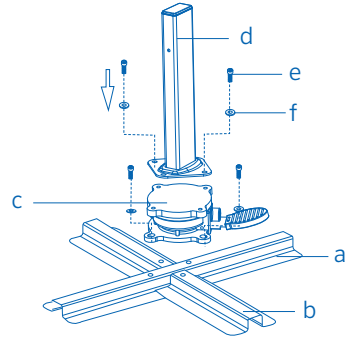
## STEP 2

Place the upper cross base (a) over the lower cross base (b) to form an "X".



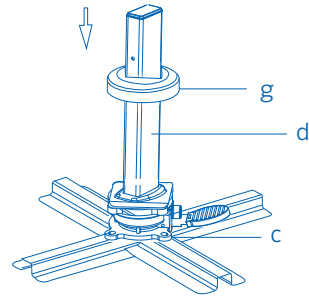
## STEP 3

Using bolts & washers (e & f) x the 360° swivel system (c) onto the metal cross base (a & b). Then x the lower pole (d) to the 360° swivel system (c).



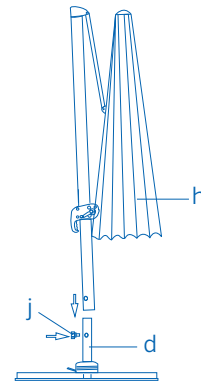
## STEP 4

Place the plastic cover (g) over the lower pole (d) and position over 360° swivel system (c).



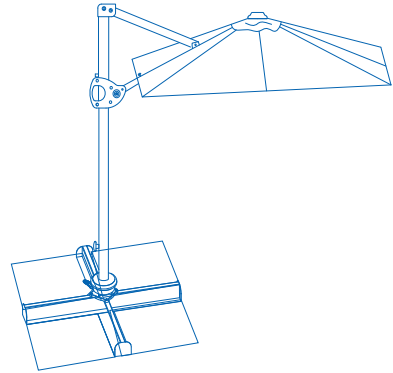
## STEP 5

Place the umbrella frame and canopy (h) onto the lower pole (d). Secure with tension screw (j).



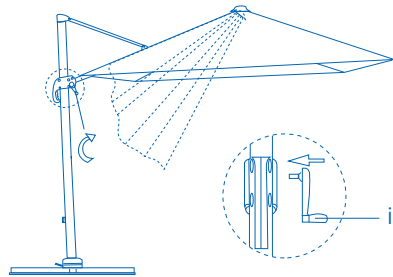
## STEP 6

To secure the cantilever, place paving stones or Coolaroo cantilever base set to secure cross base as shown. (Paving stones and base set not included.)



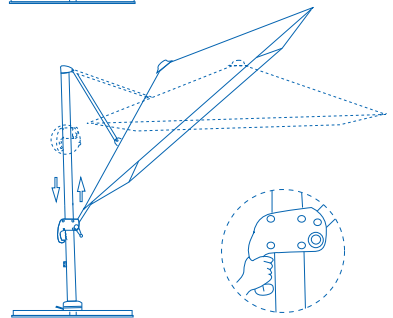
## STEP 7

Open the umbrella by inserting and rotating the crank clockwise (i).



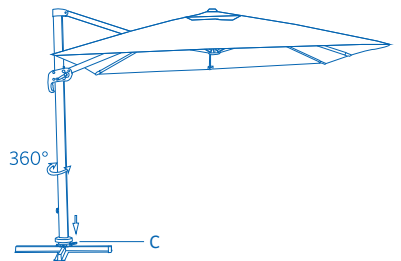
## STEP 8

Adjust the angle of the umbrella by sliding the easy glide handle up or down the pole and locking into desired position.



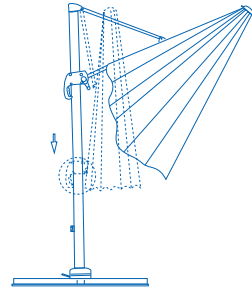
## STEP 9

The umbrella can be rotated 360° by stepping on the foot pedal on the base (c).



## STEP 10

To close umbrella wind crank anti clockwise to close the canopy. Pull the trigger of the easy glide handle down and move to the bottom position.




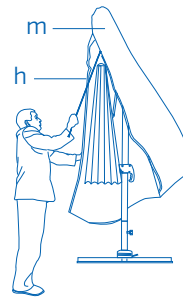
## STEP 11

Wrap Velcro straps around the canopy (h) when not in use.

To protect your umbrella, use the cover supplied (m).

Insert stay pole (l) into cover (m). The stay pole slides into a pocket next to the zipper.

Pull zipper down to secure cover.



---

Ensure canopy is closed when not in use. Close in windy conditions or when a storm approaches. Never allow the umbrella to flap in the wind; this could damage the canopy.

## PRODUCT 2 & 5 YEAR WARRANTY AND LIMITATION OF LIABILITY

Coolaroo products are manufacture by Gale Pacific Limited ACN 082 263 778 (Gale). Gale provides the following warranty in relation to Coolaroo products ("Product").

The benefits of this warranty are in addition to any rights and remedies imposed by Australian Consumer Law, NZ Consumer Guarantees Act 1993, and state and federal legislation that cannot be excluded. Nothing in this warranty is to be interpreted as excluding, restricting or modifying any applicable legislation to the supply of goods and services which cannot be excluded, restricted or modified.

### WARRANTY

Gale warrants that, subject to the exclusions and limitations below, all parts of the manufacture and assembly of the Product will be free from defects in materials and workmanship for a period of two (2) & Five (5) years from date of purchase.

If a defect appears in the Product before the end of the warranty period and Gale finds the product to be defective in materials or workmanship, Gale will, in its sole discretion, either:

- a) replace or repair the Product or the defective part of the Product free of charge; or
- b) refund the purchase price of the Product.

Gale reserves the right to replace defective parts of the Product with parts and components of similar quality, grade and composition where an identical part or component is not available.

The warranty will not apply where:

- a) the Product has been altered or modified by someone other than Gale or its authorised agent;
- b) the alleged defect in the Product is within acceptable industry variances;
- c) Gale cannot establish any fault in the Product;
- d) the defect in the Product has arisen due to the customer's failure to install and use the Product in accordance with the instructions provided;
- e) the defect in the Product has arisen due to the customer's request to customise the Product;
- f) the Product has been subject to abnormal conditions, including environment, temperature, water, fire, humidity, pressure, stress or similar.

The warranty does not extend to:

- a) damage or defects caused by normal wear and tear,
- b) water or sun damage; or
- c) any other damage caused by the customer placing other equipment, furniture or material in close proximity to the Product.

Gale makes no express warranties or representations other than set out in this warranty.

The repair or replacement of the Product or part of the Product is the absolute limit of Gale's liability under this express warranty.

### WARRANTY CLAIMS

- 1) Upon purchasing the Product, the customer must register their warranty by completing the Coolaroo online warranty registration at [www.coolaroo.com](http://www.coolaroo.com). Alternatively, the customer can contact Coolaroo Customer Service on 1800 331 521 (AU) or 0800 555 171 (NZ) for assistance.
- 2) If a fault covered by warranty occurs, the customer must contact Gale using the contact details provided.
- 3) Any warranty claim must be accompanied by proof of purchase and details of the alleged defect.
- 4) The customer must bear the cost of the transport of the Product to and from Gale or the authorised agent to make the warranty claim, and all insurance of the Product.

### AUSTRALIAN CONSUMER LAW

Nothing in this agreement is intended to have the effect of contracting out of any applicable provisions of the Competition and Consumer Act 2010 or the Fair Trading Acts in each of the States and Territories of Australia, except to the extent permitted by those Acts where applicable.

This warranty is not transferable, and applies only to the initial purchaser of the installed Product.

In addition to the above warranty, Australian Consumer law and other state and territory legislation may imply warranties or conditions or impose liability on Gale in relation to the Product or its supply which cannot, or can only to a limited implied warranties or conditions and such liability, and for the warranty described above:

- a) all warranties and conditions (whether express or implied, statutory or otherwise) relating to the Product or its supply are expressly excluded; and
- b) Gale will not be liable for any loss or damage suffered by any person (including the purchaser of the Product) in any way relating to or arising from the Product or its use (including loss or damage arising from the negligence of, or contributed to by, Gale).

If liability for breach by Gale of a warranty or condition or any other liability imposed on Gale by legislation which cannot be excluded may be limited, Gale's liability is limited to the extent permitted by law, and if liability may be limited in any one of a number of ways, Gale's liability is limited in any one of the permitted ways chosen by Gale in its absolute discretion.

The Purchaser acknowledges that the Purchaser does not rely on the skill or judgment of Gale as to whether or not the Products are fit for any particular purpose.

The Purchaser indemnifies Gale from every liability, loss, damage, cost or expense directly or indirectly incurred or suffered by Gale caused by or contributed to by the Purchaser's failure to:

- 1) adequately provide or display safety markings or safety information on or with the Products;
- 2) comply with any law about the Products or their use;
- 3) take any reasonable precaution to bring to the attention of any potential users of the Products any dangers associated with Products;
- 4) any negligence or breach of duty by the Purchaser or any breach by the Purchaser of these terms.



**THANK YOU**  
**FOR PURCHASING A**  
**COOLAROO PRODUCT**

Our outdoor umbrella fabric is tested to meet UPF50+ and the highest UVE effectiveness. Whilst umbrellas offer sun protection and can help to reduce UV exposure, they do not provide 100% protection. Scattered and reflected UV radiation from surfaces such as water can still damage skin and cause sunburn. It is therefore recommended to always combine shade with clothing, a broad-brimmed hat, sunglasses and sunscreen.

[coolaroo.com](http://coolaroo.com)

For help with product assembly or for any other questions you may have, contact our Customer Service Department.

Australia toll free: 1800 331 521

New Zealand toll free: 0800 555 171

Item Code: 498658



Gale Pacific Limited  
145 Woodlands Drive, Braeside,  
Victoria 3195 Australia

Coolaroo and Xceltex are registered  
trademarks of Gale Pacific Limited

Made in China