





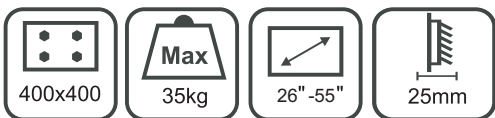
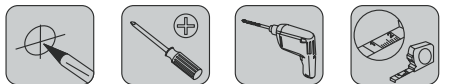
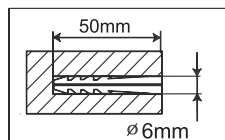
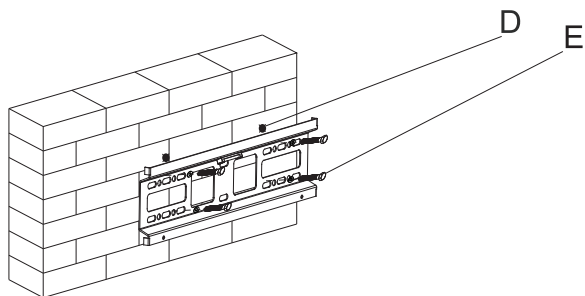




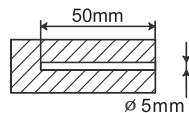
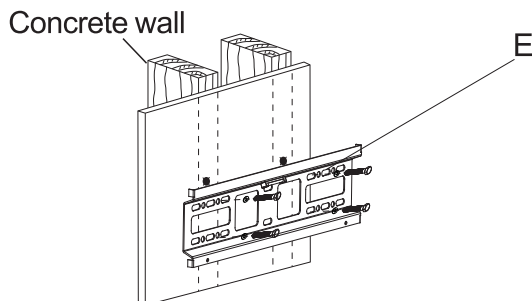
- |   |   |  |
|---|---|--|
| <br>M4X16MM<br>A(4PCS) | <br>M6X16MM<br>B(4PCS) | <br>M6<br>D(4PCS) |
| <br>M6<br>E(4PCS)      | <br>F1(8PCS)           | <br>G(4PCS)       |



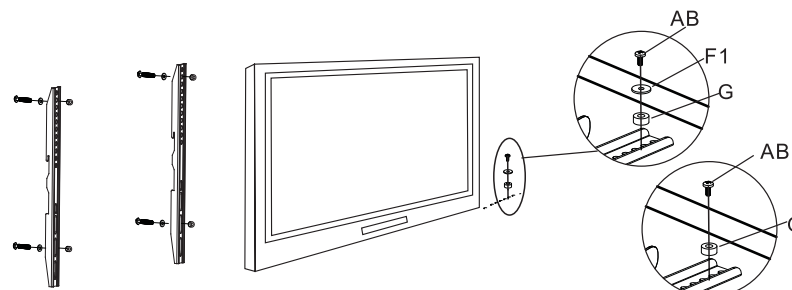
**STEP1A Solid concrete mounting**



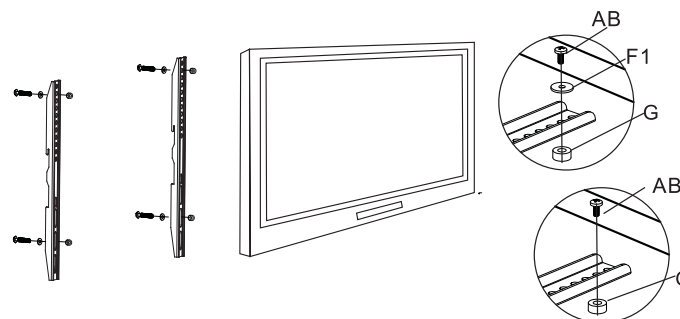
**STEP1B Woodstud mounting**



**STEP2A Attaching brackets to screen**



**STEP2B For TVs with a curved back or obstruction**



**STEP3 the TV onto the wall plate and fixed locked screw**

