





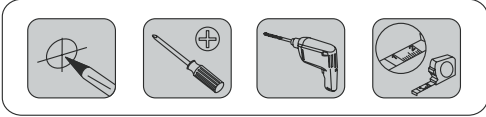
 M4X20MM A(4PCS)	 M6X20MM B(4PCS)	 M5X40MM C(2PCS)	 M6 D(4PCS)
 M6 E(4PCS)	 F1(8PCS)	 G(4PCS)	



STEP2A Attaching brackets to screen

STEP2B For TVs with a curved back or obstruction

STEP3 the TV onto the wall plate and fixed locked screw

STEP1A Solid concrete mounting

STEP1B Woodstud mounting

Concrete wall