



# bathonomy Shower Mixer

**Devon**

1 Way Pressure Balance Shower Mixer - Wall Mount - 1"

## Features

- Pressure balance rough-in valve 1 way.
- Possibility of converting the system into a two way through a bathtub spout with diverter.
- Shut-off valves and integrated anti-return valves.
- Temperature and flow limiter incorporated in cartridge.
- Pressure balance cartridge adjust inlet pressure fluctuations
- Pressure balance cartridge prevent scalding, cold water supply stops when cold water pressure fail.
- Maximum outlet temperature and flow can be limited.
- Minimum working pressure: 20 Psi (1.4 Bar)
- Maximum working pressure: 125 Psi (8 bar)
- Recommended working pressure: 45 Psi (3 Bar)
- Maximum test pressure: 500 Psi (35 Bar)
- Hot water inlet max. temperature: 180°F (80° C)
- Water inlet and outlet threads: Male 1/2 in. NPT

## Material

- Premium material construction with metal handle ensures reliability and durability.
- BATHONOMY finishes resist corrosion and tarnishing.
- Brass

## Dimensions

- W: 5.31" \* H: 5.31" \* D: 3"

## Weight

- 3.3 lb.



## Codes/Standards

COF.SHM.DEV.01.00.BR.BNI





## BATHONOMY Faucet Lifetime Limited Warranty

See website for detailed warranty information.

## Available Colors/Finishes

*Color tiles intended for reference only.*

### Color Code Description

	BNI	Brushed Nickel
	MBL	Matt Black
	PCH	Polished Chrome
	SBR	Satin Brass

## Codes / Standards compliance:



Uniform Plumbing Code (UPC)  
National Plumbing Code of Canada  
ASME A112.18.1-2018 / CSA  
B125.1-18 / ASSE 1016



IAPMO file number: 8659 (for more info visit: <http://pld.iapmo.org/default.aspx>)

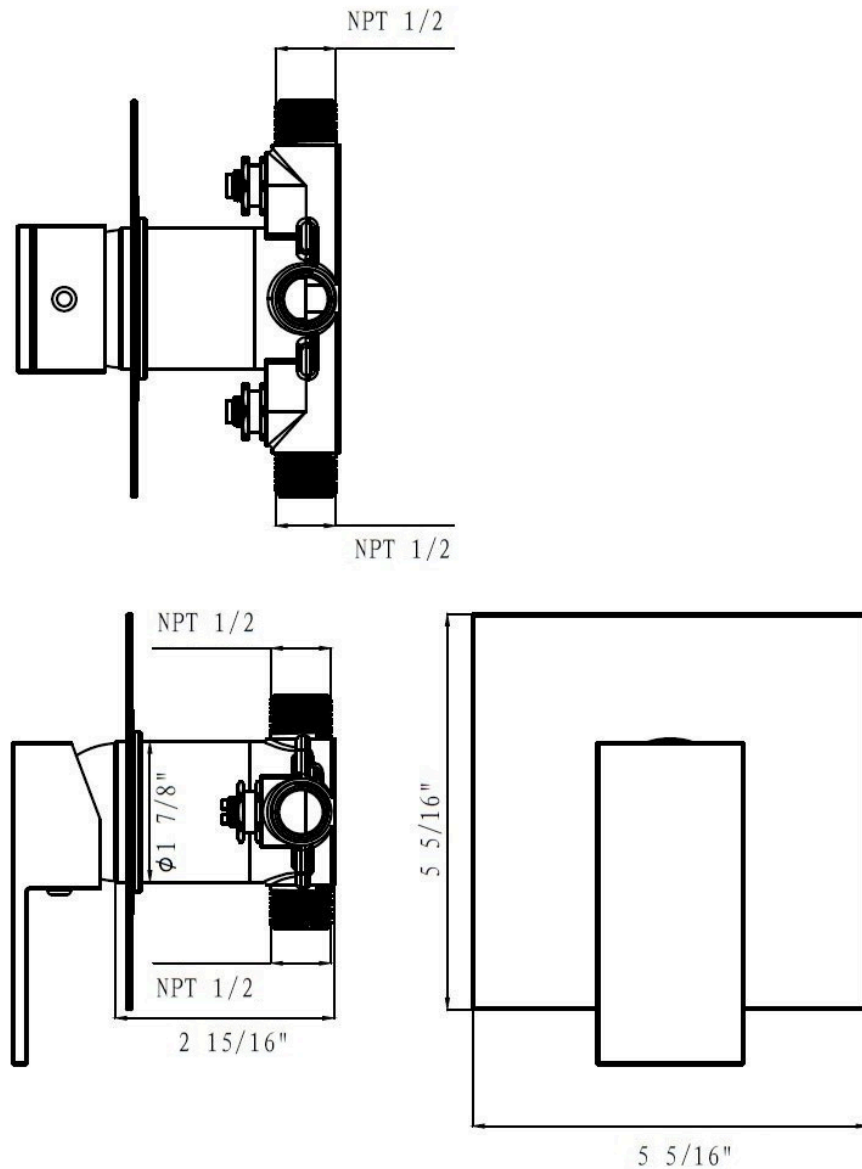
SKU for iapmo search LTA1010



# bathonomy ShowerMixer

Devon

1 Way Pressure Balance Shower Mixer - Wall Mount - 1"



## Technical Information

All product dimensions are nominal.

Shower head included: No

Shower arm: No

## Notes

Install the product according to the installation guide.