



bathonomy Shower Drain

Shower Complements

Tile Shower Drain
Floor Mount - 4"

Features

Remove barriers on the floor of your shower with our exclusive designed drains. Compatible with different floor structures (plywood, concrete, etc.) and designed specifically for installations with waterproofing (shower pan liner). They can be installed next to the walls or in intermediate locations in showers. Manufactured in a formed stainless steel channel body and a inset tile cover assembly. The connection to the standard 2" drain outlet makes it suitable for new constructions and renovations, the removable cover facilitates cleaning, complies with the standard of product performance and with the Uniform Plumbing Code (UPC). PVC shower drain flange included. Available in different sizes.

- 4"x4" insert tile cover
- Removable inset tile cover for easy cleaning.
- 2 inch drain hole.
- Drain cover 14 Gauge.
- Drain stand 18 Gauge.
- Standard 2 inch shower drain flange connection.
- ABS shower drain flange included.

Material

- Premium material construction with metal handle ensures reliability and durability.
- BATHONOMY finishes resist corrosion and tarnishing.
- 304 Stainless steel high quality.

Dimensions

- W: 4" * H: 4" * D: 1"

Weight

- 11 lb.



Codes/Standards




COF.SHD.SCO.04.00.SS.PSS

BATHONOMY Faucet Lifetime Limited Warranty

See website for detailed warranty information.

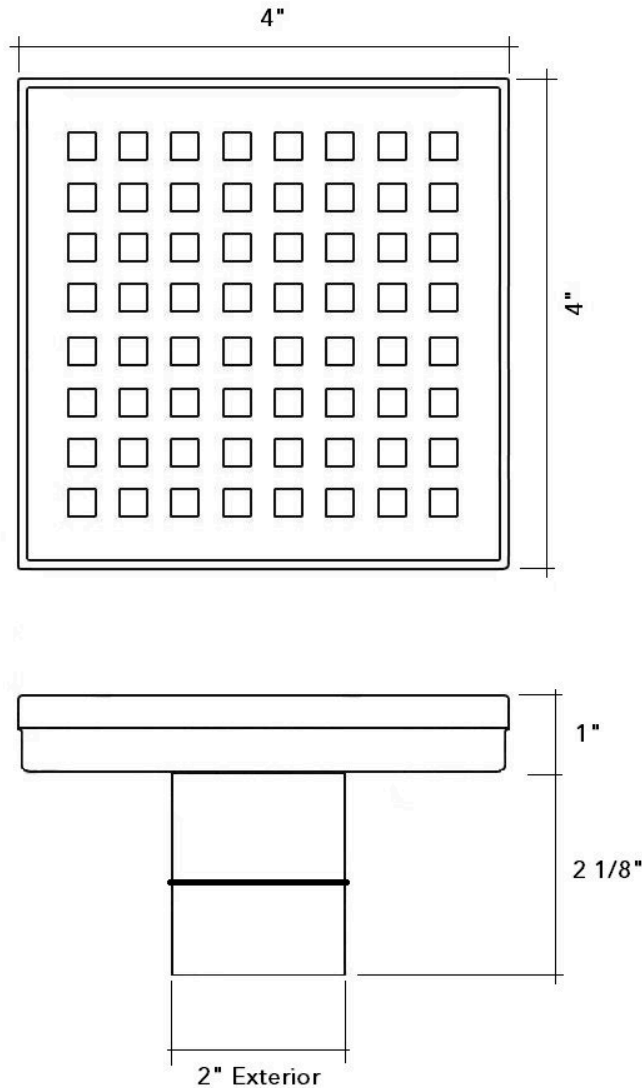
Available Colors/Finishes

Color tiles intended for reference only.

Color	Code	Description
	BNI	Brushed Nickel
	MBL	Matt Black
	PSS	Polished Stainless
	SBR	Satin Br



Codes / Standards compliance: Uniform Plumbing Code (UPC)
 National Plumbing Code of Canada
 ASME A112.18.1-2018 / CSA B125.1-18 / ASSE 1016
 IAPMO file number: 8659 (for more info visit: <http://pld.iapmo.org/default.aspx>)
 SKU for iapmo search LTA1010



Technical Information

All product dimensions are nominal.

Notes

Install the product according to the installation guide.