



# bathonomy Shower Drain

## Shower Complements Grid Shower Drain - Floor Mount - 6"

### Description

Remove barriers on the floor of your shower with our exclusive designed drains. Compatible with different floor structures (plywood, concrete, etc.) and designed specifically for installations with waterproofing (shower pan liner). They can be installed next to the walls or in intermediate locations in showers. Manufactured in a formed stainless steel channel body and a grid assembly. The connection to the standard 2" drain outlet makes it suitable for new constructions and renovations, the removable grid facilitates cleaning, complies with the standard of product performance and with the Uniform Plumbing Code (UPC). PVC shower drain flange included.



### Features

- 6"x6" grid cover.
- 304 Stainless steel high quality.
- Removable grid cover for easy cleaning.
- 2 inch drain hole.
- Drain cover 14 Gauge.
- Drain stand 18 Gauge.
- ABS shower drain flange included.
- Standard 2 inch shower drain flange connection.
- Finish/Color: Polished Stainless Steel.

### Material

- Premium material construction with metal handle ensures reliability and durability.
- BATHONOMY finishes resist corrosion and tarnishing.
- Stainless Steel.

### Dimensions

- W: 6" \* H: 6" \* D: 1"

### Weight

- 17.6 lb

### Codes/Standards

COF.SHD.SCO.06.00.SS.PSS





### BATHONOMY Shower Drain Lifetime Limited Warranty

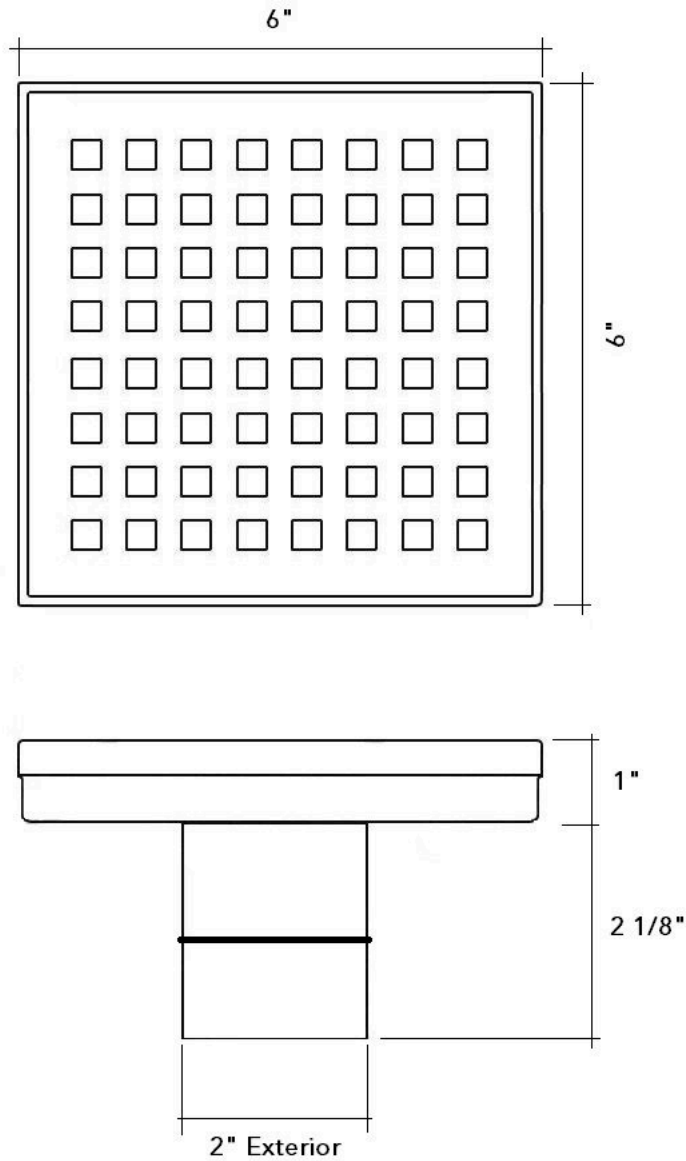
See website for detailed warranty information.

### Available Colors/Finishes

*Color tiles intended for reference only.*

### Color Code Description

	BNI	Brushed Nickel
	MBL	Matt Black
	PCH	Polished Chrome
	SBR	Satin Brass



**Technical Information**

All product dimensions are nominal.

- Shower head included: No
- Shower arm: No

**Notes**

Install the product according to the installation guide.