

FEATURES

- WaterSense® certified low-flow 1.2 gpm (4.5 lpm) faucet
- Brass construction
- Lever handles
- Metal pop-up drain assembly included

COLORS/FINISHES


- #CP Polished Chrome
- #PN Polished Nickel
- #BN Brushed Nickel

Made to Order

- #PFG Polished French Gold
- #PBR Polished Bronze

PRODUCT SPECIFICATION

Product shall have a maximum flow rate of 1.2 gpm (4.5 lpm). Product shall have a brass construction. Product shall have lever handles. Product shall have a ceramic disk valve cartridges. Product shall include metal pop-up drain assembly. Product shall be TOTO Model TLG10201U#_____.



CODES/STANDARDS

- Meets or exceeds ASME A112.18.1/CSA B125.1, NSF 61/NSF 372
- Certifications: IAPMO(cUPC), EPA WaterSense, State of Massachusetts and others
- Code Compliance: UPC, IPC, NSPC, NPC Canada, and others
- California Green Building Code, City of Los Angeles Water Efficiency Ordinance
- Complies with federal and state requirements as lead-free (weighted average of 0.25% lead or less)
- ADA compliant
- Complies with CA Prop 65 warning requirements

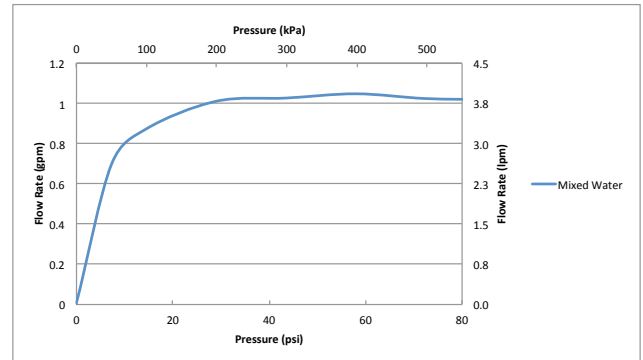


TLG10201U

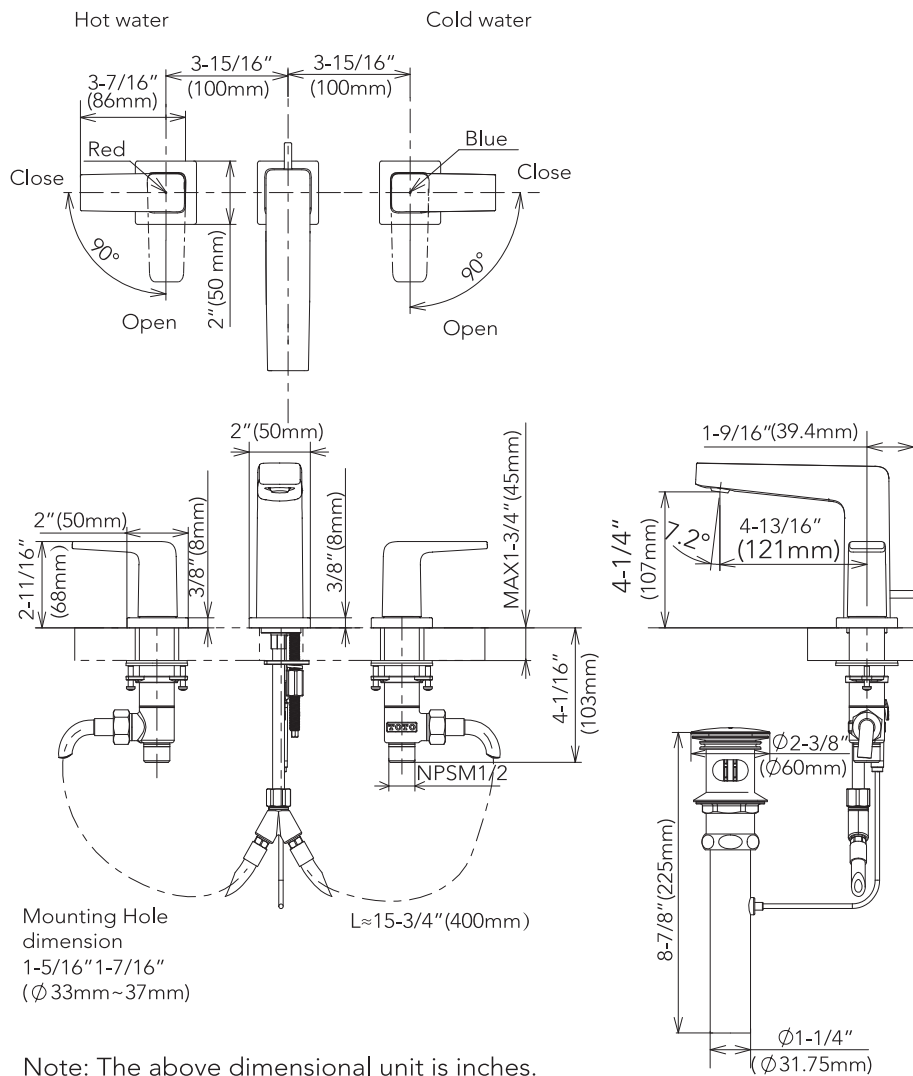
GB Widespread Faucet

SPECIFICATIONS

Material	Brass
Maximum Flow Rate	1.2 gpm (4.5 lpm)
Warranty	Lifetime Limited Warranty (Residential Use) One Year (Commercial Use)



DIMENSIONS



TOTO

These dimensions and specifications are subject to change without notice

Ph: (888) 295-8134 | Fax: (800) 699-4889 | www.totousa.com | © TOTO USA

SS-01610 v.03