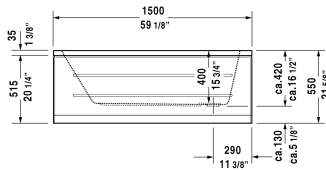
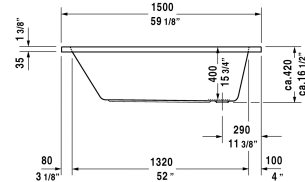
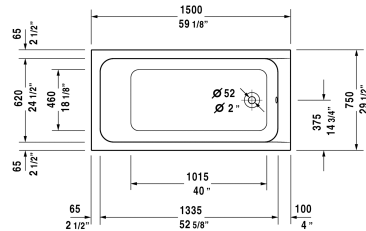


D-Code Bathtub # 700095000000090

| < 59" Inch > |



| Bathtub | Dimension | Weight | Order number |
|--|--------------------|---------|-----------------|
| rectangle, with one backrest slope, outlet in foot area, CUPC® listed*, Sanitary acrylic , Filling capacity 26 gal | | | |
| Colors | | | |
| 00 White | | | |
| Variant | | | |
| drop-in or for panel, incl. support frame, Base tub | 59" x 29 1/2" Inch | 38.5 lb | 700095000000090 |
| Infobox | | | |
| * Complies with the following standards: CSA B45.5/IAPMO Z124, Minimum order qty. = 10 pcs. | | | |
| Suitable products | | | |
| Tile flange , | | | 790112 |
| Cable-driven waste and overflow , | | | 790220 |
| Bathtub anchors for mounting and support of D-Code/D-Neo/Duravit No.1 bathtubs and D-Code shower trays, 3 pieces, | | | 790125 |
| Panel front, for bathtubs, *, 59", | | | 701039 |
| Panel right, for bathtubs, *, 29 1/2", | | | 701044 |
| Panel left, for bathtubs, *, 29 1/2", | | | 701047 |
| Support frame (included), for bathtubs, | | | 790133 |
| Waste and overflow brass, Chrome trim, | | | 791255 |

All drawings contain the necessary measurements which are subject to standard tolerances. They are stated in inch & mm and are non-binding. Exact measurements, in particular for customized installation scenarios, can only be taken from the finished ceramic piece.