



bathonomy

SPEC SHEET

Codes/Standards

COF.SHA.MTO.08.00.BR.PCH

Metro Shower Arm -
Ceiling Mount - 8"

Features

- NPT 1/2 in. inlet
- G 1/2 in. outlet.

Material

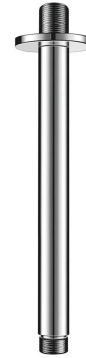
- Premium material construction with metal handle ensures reliability and durability.
- BATHONOMY finishes resist corrosion and tarnishing.
- Brass.

Dimensions

- H: 8" * Ø: 2.41"

Weight


- 3 Lb.



BATHONOMY Shower Arm
Lifetime Limited Warranty

See website for detailed warranty information.

Available Colors/Finishes
Color tiles intended for reference only.

| Color | Code | Description |
|--|------|-----------------|
|  | PCH | Polished Chrome |

Description

Modern shower arm of our Metro family, a family of components for your shower with a round and modern design that will delight your daily shower. This family covers everything you need to build your bathroom area: mixers, heads, hand showers, connectors, tub spout, etc. Available in different finishes and functions.

2700 SW 3rd Ave Suite 1B, Miami, FL 33129

Tbboutique reserves the right to make revisions without notice to product specifications. For the most current Specification Sheet, go to www.tbboutique.com. 20-11-2021 10:53 - US/CO

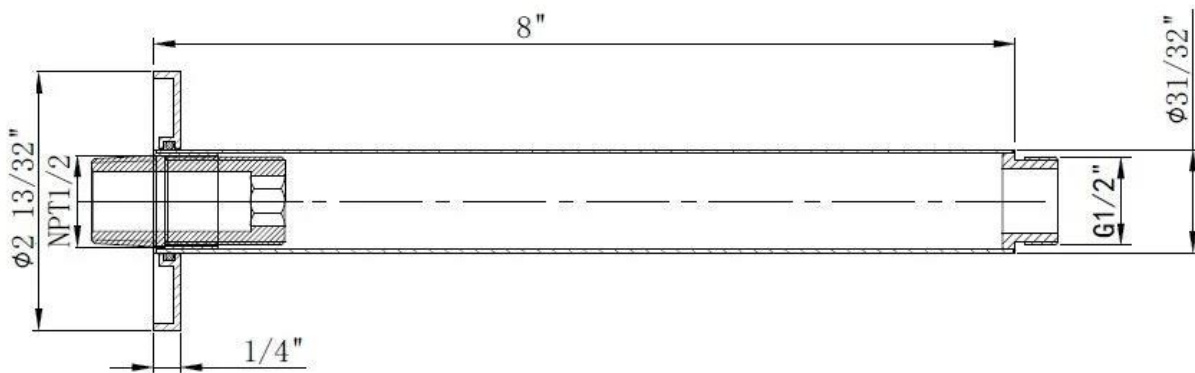


bathonomy

SPEC SHEET

Drawing

Metro Shower Arm -
Ceiling Mount - 8"



Codes / Standards compliance: Uniform Plumbing Code (UPC) National Plumbing Code of Canada
ASME A112.18.1-2018 / CSA B125.1-18 / ASSE 1016
IAPMO file number: 8659 (for more info visit: <http://pld.iapmo.org/default.aspx>)

Technical Information

All product dimensions are nominal.

Shower head included: No
Shower arm: No

Notes

Install the product according to the installation guide.

2700 SW 3rd Ave Suite 1B, Miami, FL 33129

Tbboutique reserves the right to make revisions without notice to product specifications. For the most current Specification Sheet, go to ww.tbboutique.com. 20-11-2021 10:53 - US/CO