



# bathonomyShowerHead

**Metro**

Recessed Shower Head - Ceiling  
Mount - 12"

## Features

Shower head for recessed ceiling mounting of our family Metro bathroom fixtures. This shower head is specially designed to be installed in showers where the ceiling height is low. Only leaves the ceiling 1/8 inch so your shower will have a modern design while functional. Made in polished stainless steel will make your product stand the test of time as the first day. Available in different finishes.

- Specially designed for low-level showers
- Flow rate: 2.5 Gpm
- 1/2 inch female inlet.

## Material

- Premium material construction with metal handle ensures reliability and durability.
- BATHONOMY finishes resist corrosion and tarnishing.
- Brass construction
- Silicone sharp nozzle easy to clean.

## Dimensions

- H: 12" \* / Ø: 11.87"

## Weight

- 6.6 lb.



## Codes/Standards

COF.SHH.MTO.12.02.SS.PSS





## BATHONOMY Faucet Lifetime Limited Warranty

See website for detailed warranty information.

## Available Colors/Finishes

*Color tiles intended for reference only.*

### Color Code Description

|   |     |                 |
|---|-----|-----------------|
|  | BNI | Brushed Nickel  |
|  | MBL | Matt Black      |
|  | PCH | Polished Chrome |
|  | SBR | Satin Brass     |



**Codes / Standards compliance:** Uniform Plumbing Code (UPC)

National Plumbing Code of Canada

ASME A112.18.1-2018 / CSA B125.1-18 / ASSE 1016

IAPMO file number: 8659 (for more info visit: <http://pld.iapmo.org/default.aspx>)


SKU for iapmo search LTA1010



# bathonomy ShowerHead

**Metro**

Recessed Shower Head - Ceiling  
Mount - 12"



## Technical Information

All product dimensions are nominal.

## Notes

Install the product according to the installation guide.



# bathonomyHandShowerConnetor

**Metro**

Hand Shower Holder  
Connetor Wall Mount - 3"

## Features

Modern hand shower hose holder with connector of our Metro family, a family of components for your shower with a round and modern design that will delight your daily shower. This family covers everything you need to build your bathroom area: mixers, heads, hand showers, connectors, tub spout, etc. Available in different finishes and functions.

- Hose connector with holder
- Adjustable scutcheon
- NPT 1/2 in. inlet
- G 1/2 in. outlet



## Codes/Standards

COF.HHC.MTO.03.00.BR.PCH

## Material

- Premium material construction with metal handle ensures reliability and durability.
- BATHONOMY finishes resist corrosion and tarnishing.
- Brass construction

## BATHONOMY Faucet Lifetime Limited Warranty

See website for detailed warranty information.

## Available Colors/Finishes

*Color tiles intended for reference only.*





## Dimensions

- W: 2.87" \* H: 2.37" \* D: 3.12" / Ø: 1.25"

## Weight

- 1.0 lb.

## Color Code Description

|   |     |                 |
|---|-----|-----------------|
|  | BNI | Brushed Nickel  |
|  | MBL | Matt Black      |
|  | PCH | Polished Chrome |
|  | SBR | Satin Brass     |



**Codes / Standards compliance:** Uniform Plumbing Code (UPC)

National Plumbing Code of Canada

ASME A112.18.1-2018 / CSA B125.1-18 / ASSE 1016

IAPMO file number: 8659 (for more info visit: <http://pld.iapmo.org/default.aspx>)

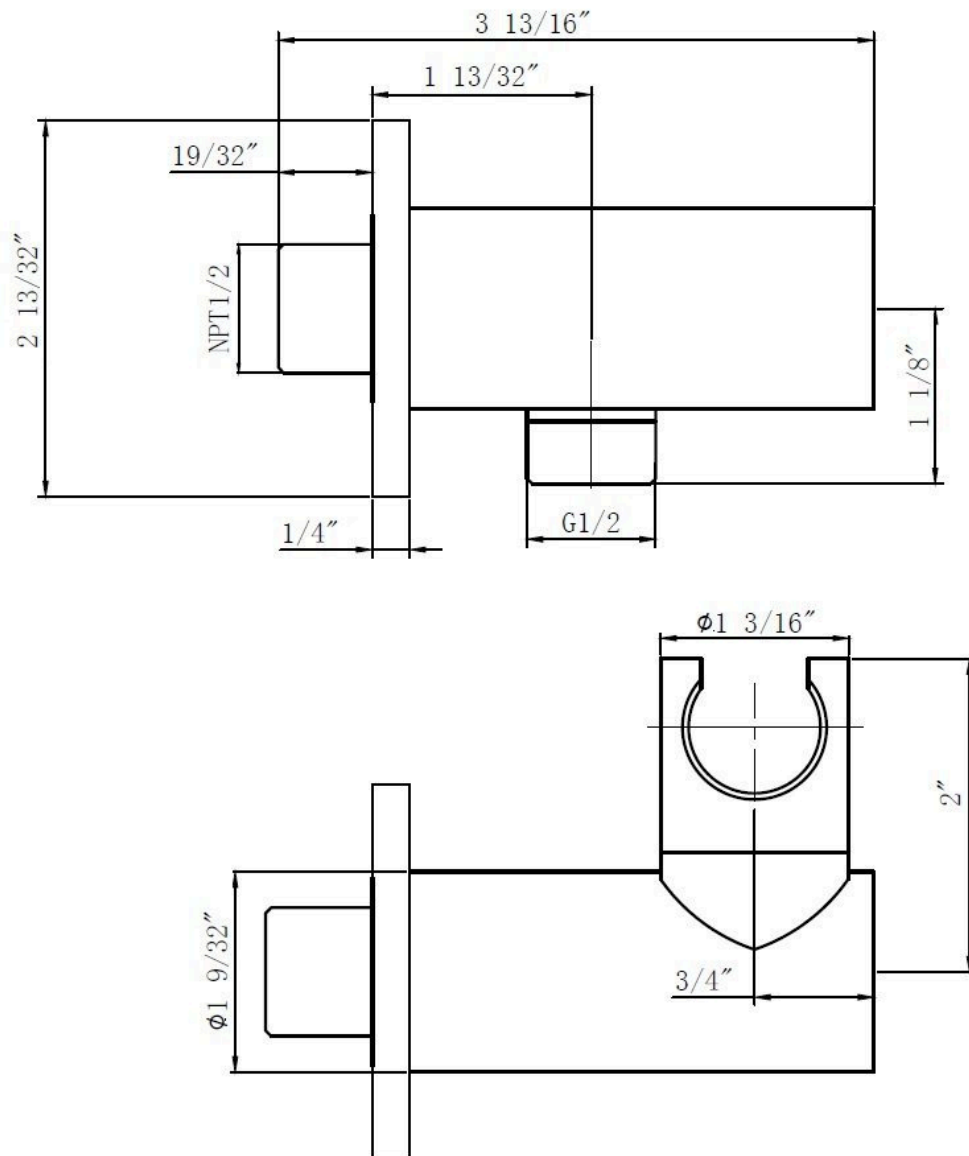
SKU for iapmo search LTA1010



**Metro**

# bathonomyHandShowerConnetor

Hand Shower Holder  
Connetor Wall Mount - 3"



## Technical Information

All product dimensions are nominal.

## Notes

Install the product according to the installation guide.



# bathonomyShowerHose

## ShowerComplements

Hand Shower Hose  
Wall Mount - 5"

### Features

Traditional and modern hand shower hose of our Shower Complements family, a family of components where you will find what you need to complete the installation of your shower. Available in different finishes.

- Hand shower hose
- 60 in. length
- Round connector on each end.
- Rubber washer on the bracket connector to prevent slipping.
- NPT 1/2 in. inlet and outlet connections.

### Material

- Premium material construction with metal handle ensures reliability and durability.
- BATHONOMY finishes resist corrosion and tarnishing.
- Stainless steel construction

### Dimensions

- W: 120" \* / Ø: 0.5"

### Weight

- 0.3 lb.



### Codes/Standards

COF.HHO.SCO.05.00.SS.PCH




### BATHONOMY Faucet Lifetime Limited Warranty

See website for detailed warranty information.

### Available Colors/Finishes

*Color tiles intended for reference only.*

| Color | Code | Description |
|-------|------|-------------|
|-------|------|-------------|

|   |     |                 |
|---|-----|-----------------|
|  | BNI | Brushed Nickel  |
|  | MBL | Matt Black      |
|  | PCH | Polished Chrome |
|  | SBR | Satin Br        |



**Codes / Standards compliance:** Uniform Plumbing Code (UPC)

National Plumbing Code of Canada

ASME A112.18.1-2018 / CSA B125.1-18 / ASSE 1016

IAPMO file number: 8659 (for more info visit: <http://pld.iapmo.org/default.aspx>)

SKU for iapmo search LTA1010



# bathonomyHandShower

**Metro**

Hand Shower  
Wall Mount - 1"

## Features

Modern hand shower of our Metro family, a family of components for your shower with a round and modern design that will delight your daily shower. This family covers everything you need to build your bathroom area: mixers, heads, tubes, connectors, tub spout, etc. Available in different finishes and function.

- Hand shower
- Only rain function
- 1.8 Gpm.
- G 1/2" inlet

## Material

- Premium material construction with metal handle ensures reliability and durability.
- BATHONOMY finishes resist corrosion and tarnishing.
- Brass construction
- Silicone sharp nozzle easy to clean.
- With back flow prevention check valve

## Dimensions

- H: 9" \* / Ø: 0.93"

## Weight

- 0.6 lb.



## Codes/Standards

COF.HSH.MTO.01.00.BR.PCH





## BATHONOMY Faucet Lifetime Limited Warranty

See website for detailed warranty information.

## Available Colors/Finishes

*Color tiles intended for reference only.*

### Color Code Description

|   |     |                 |
|---|-----|-----------------|
|  | BNI | Brushed Nickel  |
|  | MBL | Matt Black      |
|  | PCH | Polished Chrome |
|  | SBR | Satin Brass     |



**Codes / Standards compliance:** Uniform Plumbing Code (UPC)

National Plumbing Code of Canada

ASME A112.18.1-2018 / CSA B125.1-18 / ASSE 1016

IAPMO file number: 8659 (for more info visit: <http://pld.iapmo.org/default.aspx>)

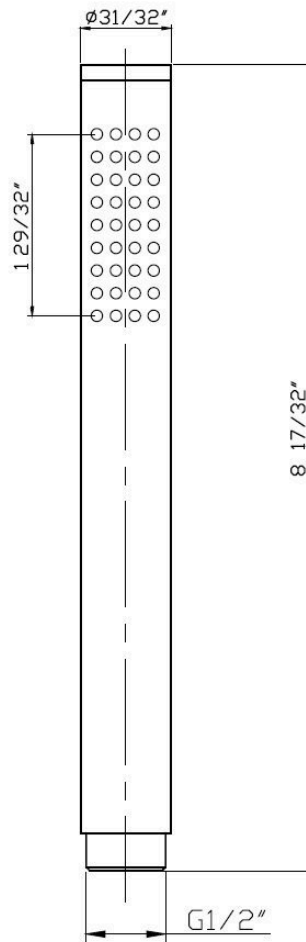
SKU for iapmo search LTA1010



# bathonomy HandShower

**Metro**

Hand Shower  
Wall Mount - 1"



## Technical Information

All product dimensions are nominal.

## Notes

Install the product according to the installation guide.



# bathonomyShowerMixer

**Metro**

2 Way Pressure Balance Shower Mixer - Wall Mount - 2"

## Features

- Pressure balance rough-in valve with 2 way diverter.
  - Two way selectable through a diverter
- Shut-off valves and integrated anti-return valves.
  - Temperature and flow limiter incorporated in cartridge.
- Pressure balance cartridge adjust inlet pressure fluctuations.
- Pressure balance cartridge prevent scalding, cold water supply stops when cold water pressure fail.
- Maximun outlet temperature and flow can be limited.
- Minimun working pressure: 20 Psi (1.4 Bar).
- Maximun working pressure: 125 Psi (8 bar).
- Recommended working pressure: 45 Psi (3 Bar).
- Maximun test pressure: 500 Psi (35 Bar)
- Hot water inlet max. temperature: 180°F (80°C)
- Water inlet and outlet threads: Male 1/2 in. NPT

## Material

- Premium material construction with metal handle ensures reliability and durability.
- BATHONOMY finishes resist corrosion and tarnishing.
- Brass

## Dimensions

- D: 3" \* Ø: 6.5"

## Weight

- 4.1 lb.



## Codes/Standards

COF.SHM.MTO.02.00.BR.PCH




## BATHONOMY Faucet Lifetime Limited Warranty

See website for detailed warranty information.

## Available Colors/Finishes

*Color tiles intended for reference only.*

### Color Code Description

|   |     |                 |
|---|-----|-----------------|
|  | BNI | Brushed Nickel  |
|  | MBL | Matt Black      |
|  | PCH | Polished Chrome |
|  | SBR | Satin Brass     |

## Codes / Standards compliance:



Uniform Plumbing Code (UPC)  
 National Plumbing Code of Canada  
 ASME A112.18.1-2018 / CSA  
 B125.1-18 / ASSE 1016  
 IAPMO file number: 8659 (for more  
 info visit: <http://pld.iapmo.org/default.aspx>)  
 SKU for iapmo search LTA1010



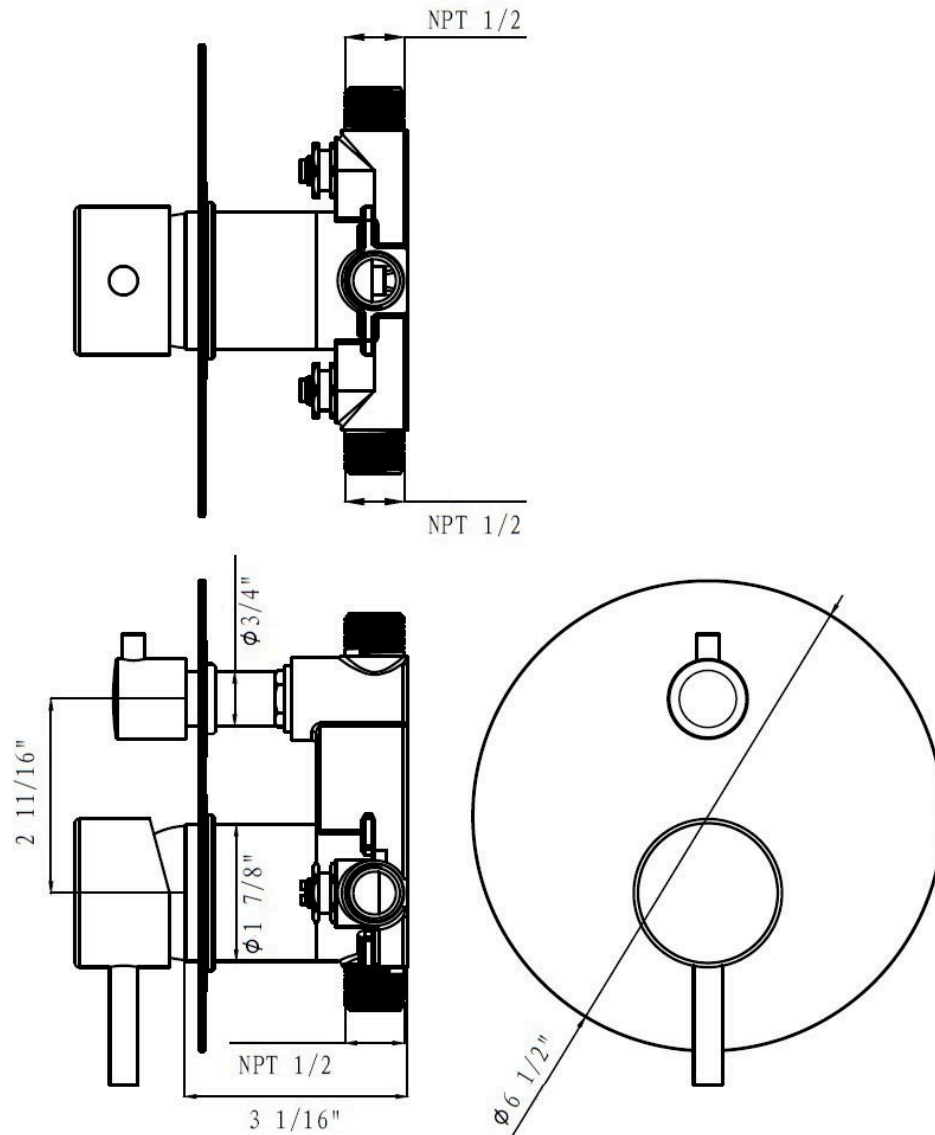




# bathonomy ShowerMixer

**Metro**

2 Way Pressure Balance Shower  
Mixer - Wall Mount - 2"



## Technical Information

All product dimensions are nominal.

Shower head included: No

Shower arm: No

## Notes

Install the product according to the installation guide.