




bathonomy

Features

- Mirrored interior with 3 adjustable glass shelves
- USB charging port and 120VAC outlet receptacle
- IR sensor switch
- Energy efficient LED lighting:

	BAT.VAM.MCF.24.01.GL.GLA	BAT.VAM.MCF.32.01.GL.GLA	BAT.VAM.MCF.40.01.GL.GLA	BAT.VAM.MCF.55.01.GL.GLA
Kelvin	2700-6500	2700-6500	2700-6500	2700-6500
CRI	90+	90+	90+	90+
Lumens**	1890	2150	2390	2890
R9 Value*	50+	50+	50+	50+



Construction

- Satin anodized aluminum body
- 3 mirror design - rear of cabinet and both sides of door
- 125° soft closing hinge
- Adjustable shelving

Codes/Standards Applicable

- Electric Option Models are ETL certified to:
- UL 962
 - CSA Standard C22.2 No. 68

Dimensions

BAT.VAM.MCF.24.01.GL.GLA
 Height: 35-1/2" (902 mm)
 Width: 23-3/4" (606 mm)
 Depth: 5-1/4" (135 mm)

BAT.VAM.MCF.32.01.GL.GLA
 Height: 35-1/2" (902 mm)
 Width: 31-3/4" (806 mm)
 Depth: 5-1/4" (135 mm)

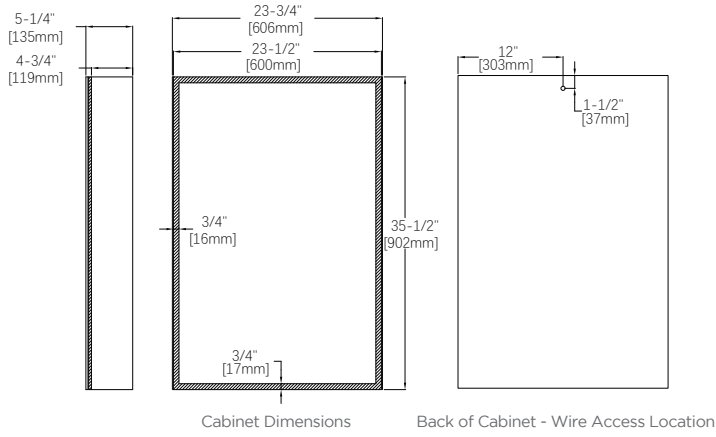
BAT.VAM.MCF.40.01.GL.GLA
 Height: 35-1/2" (902 mm)
 Width: 39-1/2" (1006 mm)
 Depth: 5-1/4" (135 mm)

BAT.VAM.MCF.55.01.GL.GLA
 Height: 35-1/2" (902 mm)
 Width: 55-1/4" (1406 mm)
 Depth: 5-1/4" (135 mm)

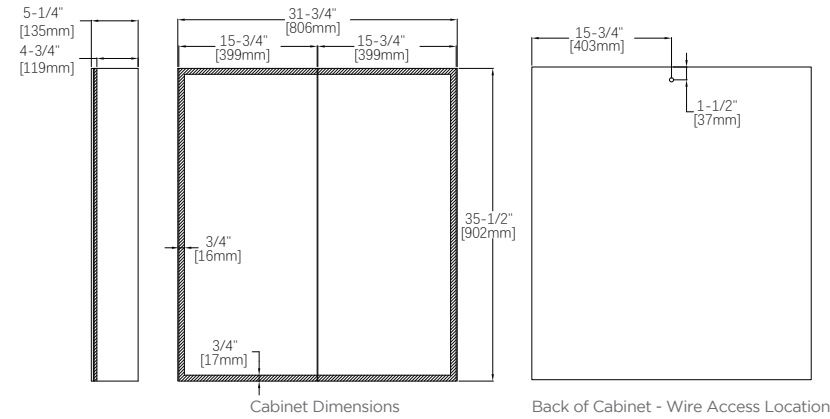
BAT.VAM.MCF.60.01.GL.GLA
 Height: 35-1/2" (902 mm)
 Width: 60-1/4" (1500 mm)
 Depth: 5-1/4" (135 mm)

BAT.VAM.MCF.72.01.GL.GLA
 Height: 35-1/2" (902 mm)
 Width: 72-1/4" (1820 mm)
 Depth: 5-1/4" (135 mm)

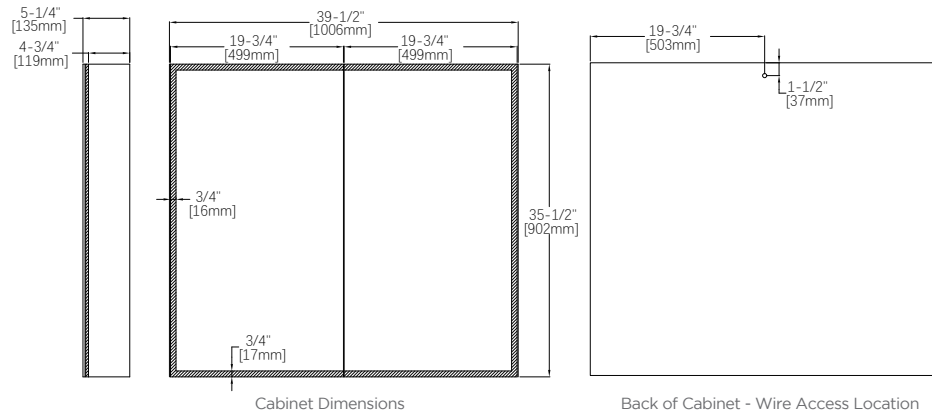
BAT.VAM.MCF.24.01.GL.GLA



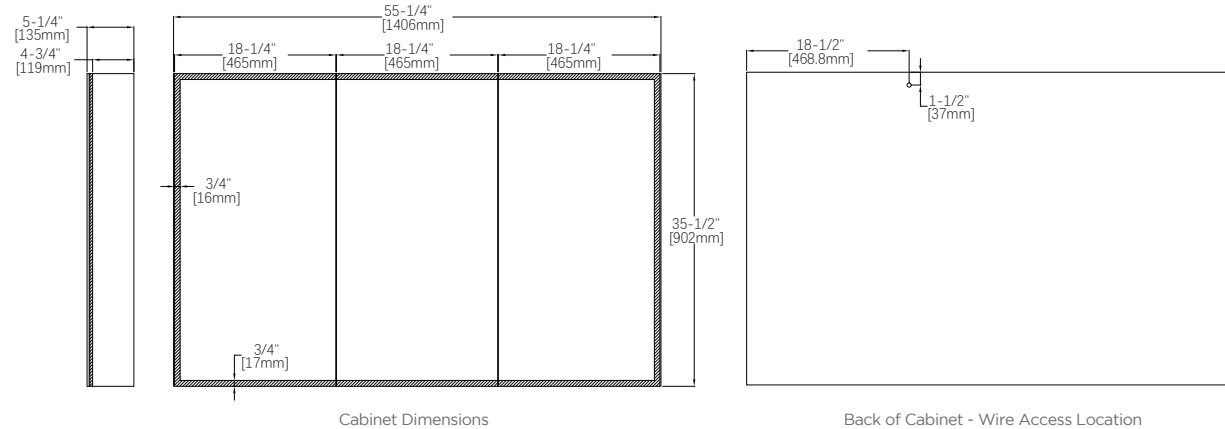
BAT.VAM.MCF.32.01.GL.GLA

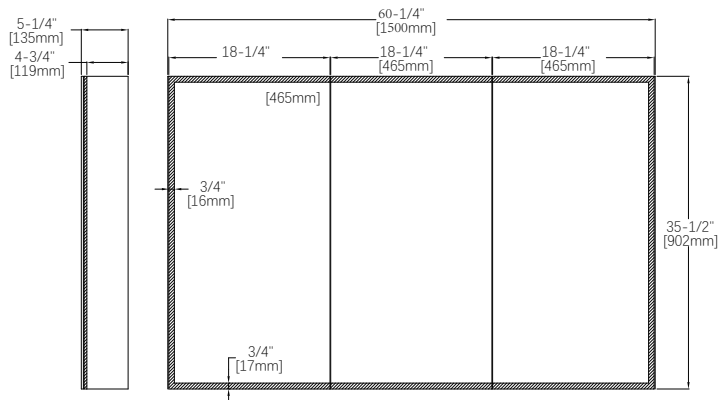


BAT.VAM.MCF.40.01.GL.GLA

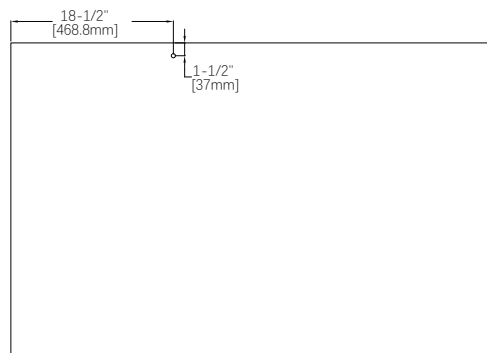


BAT.VAM.MCF.55.01.GL.GLA

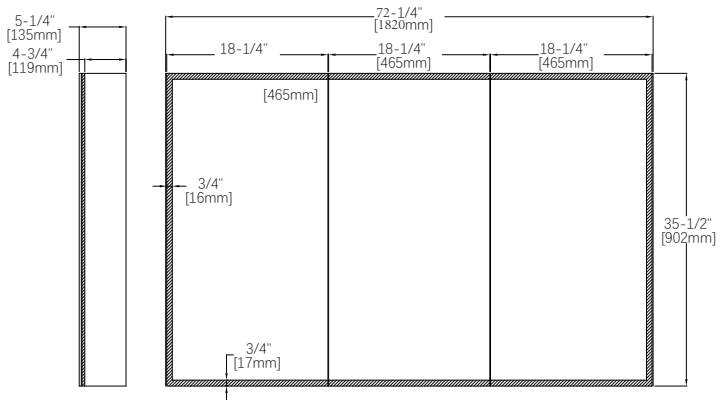




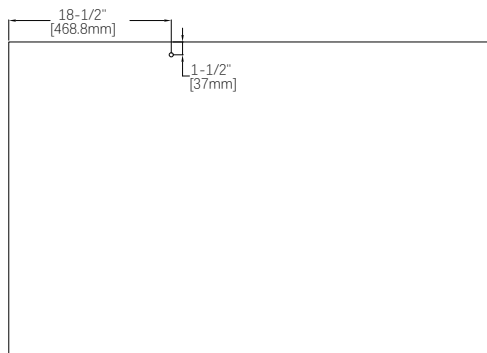
Cabinet Dimensions



Back of Cabinet - Wire Access Location



Cabinet Dimensions



Back of Cabinet - Wire Access Location