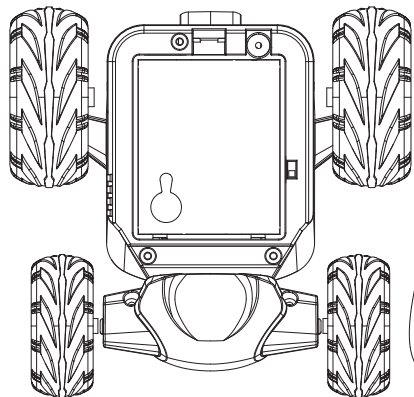

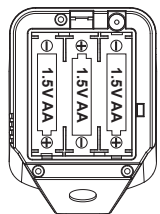


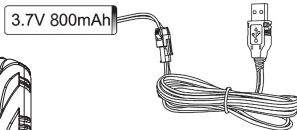
# INSTRUCTION MANUAL

## Battery Installation

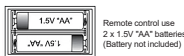
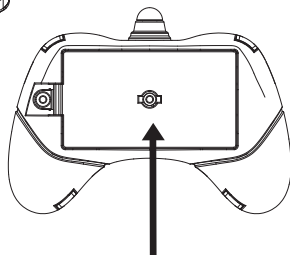
use 3 x 1.5V "AA" batteries  
(Battery not included)



Use 3.7V 800mAh charge battery park  
(Battery included)

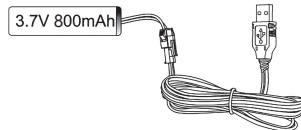


USB REFRESH



Remote control use  
2 x 1.5V "AA" batteries  
(Battery not included)

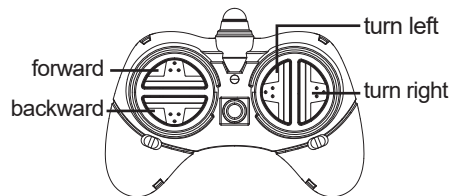

## Charging method



USB REFRESH

When charging, USB line's LED  
always on  
When charge complete, LED off.

## Charging method



The RC car turn on, then the controller  
then on, controller's LED twinkle, when  
LED off, can start control.