



Li Hair Scalp Pigments®

READ BEFORE USE

LI Pigments Lines are premium quality made 'Micropigmentation' permanent make up pigment colors which meet the highest safety and quality standards; adhering to all legal requirements in accordance with current European law and guidelines. The pigments are implanted into the skin via a Micropigmentation device or hand-held implantation needle within the secondary dermal layer (dermis) tissue of the skin. The applications require specialized expertise in the field of Micropigmentation, chromatic make-up artistry and hygiene and are only to be applied by a trained Pigmentation Technician.

The PPG chart is provided as a guide to color selection for the applicable service being provided. The *Hair Scalp* and *Corrector/Additive & Skin Colors* sections have additional *temperature* and *light-to-dark* information with an associated temperature chart* and light-to-dark scale** Notwithstanding the attention to accuracy and detail provided, how a color example appears is dependent upon the color settings on computer monitors and if printed, the color settings on the printer. When used for an applicable permanent hair scalp & beard service, colors are also subject to being greatly influenced by the skin undertone of the client; the artist's technique and the needle grouping used.

The PPG consists of many pages covering all groups of LI Hair Scalp Pigments. Each PPG page is numbered. If you wish to print only a specific group, select the applicable group's page(s) on the print selection option of your printer menu.

The PPG is a living document. LI Pigments is constantly working to provide its valued customers the latest technology in permanent cosmetic pigments.

LI SCALP ORGANIC LINE: EU COMPLIANT

HAIR SCALP COLORS LISTED FROM DARKEST TO LIGHTEST



BLACK ULTRA FINE



DARK BLACK



DARKEST BROWN




COFFEE BEAN



TUSCANY BROWN

HAIR SCALP MODIFIERS/CORRECTORS &, ADDITIVES



BLACK ADDER




RED BROWN



PUMPKIN

LI SCALP ORGANIC & INORGANIC (HYBRID) LINE: EU COMPLIANT

HAIR SCALP COLORS LISTED FROM DARKEST TO LIGHTEST



HYBRID DARK



HYBRID MEDIUM



HYBRID LIGHT

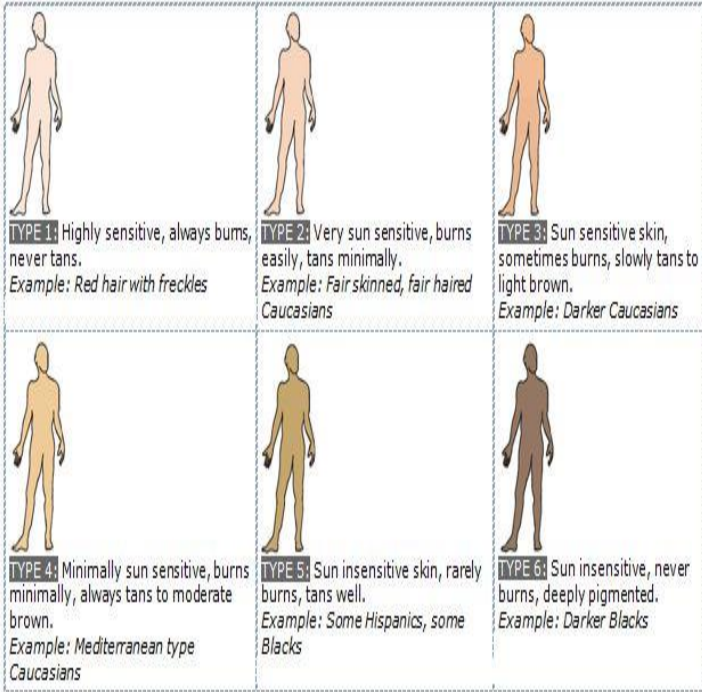
HAIR SCALP MODIFIERS/CORRECTORS & ADDITIVES



HYBRID PECAN



FITZPATRICK SCALE (Skin types)



SKIN TYPE	DETAILS
I Pale, porcelain, or ivory skin	Skin burns very easily and doesn't tan. Likely to have light blonde or red hair.
II Fair, beige, or cream-colored	Skin will usually burn in the sun, and has difficulty tanning.
III Light brown, golden, or olive	Skin will sometime burn and will tan gradually.
IV Caramel or medium brown	Skin will tan easily and rarely burn.
V Bronze or rich brown skin	Skin will tan without burning.
VI Mahogany or dark brown	Skin never burns and will tan very quickly.

Hair Scalp and Beard Hair Colors: Listed Light to Dark

1. It is important to consider the color of the hair when selecting a pigment as well as the client's base skin undertone.
2. There are various shades of the Li Scalp Pigments which can help you select the shade which will harmonize with the color of the hair, skin, eyes, etc.
3. When selecting a corresponding pigment, consider the darkness or lightness of the hair using the Hair Color Chart. Level I represent the darkest, Level 5 is the medium tones and Level 10 the lightest. For example: if a client has black hair, automatically they will be situated in Level I. A client with blonde hair belongs at Level 10.
4. Consider the texture of the skin to avoid the color being darker than predicted.

LEVELS OF HAIR COLOR

Hair Depth and ICC Number	Undertone
10 - Lightest Blonde	
9 - Very Light Blonde	
8 - Light Blonde	
7 - Medium Blonde	
6 - Dark Blonde	
5 - Light Brown	
4 - Medium Brown	
3 - Dark Brown	
2 - Darkest Brown	
1 - Black	






BEFORE / AFTER

Pictures below courtesy:
MIKRO-PIGMENTACE.CZ

Tylova 6, 779 00 Olomouc

Provozovna Mikro-pigmentace je umístěna v historickém centru města 50 metrů od Horního náměstí




 Tel. : 739 271 929
 Email: info@mikro-pigmentace.cz










ORGANIC HAIR SCALP PIGMENTS

ORGANIC SCALP & BEARD COLORS

Organic Colorants Made specifically for Hair Scalp & Beard. These pigment shades are ORGANICS and contain colorants that CAN NOT be used near the eye or eyebrow area. To create a thinner viscosity Organic Ultrafine, add Li Scalp Dilution. This thinner viscosity will allow better needle visibility during hair scalp procedures. Caution is advised as too much Li Scalp Dilution could reduce the strength of the concentration and could cause possible migration as well.




Colors Listed from Dark to Light

Comments

 <p>BLACK ULTRA FINE (HS-1017) EU Compliant Temperature: Extremely Cool Light to Dark Scale: 6 Base: Black Formula type: Organic-TITANIUM-FREE</p>	<p>A dark black color.</p> <p>TIP: Black carbon base hair scalp color. Created as an Ultra Fine Organic. Thinner viscosity. Made specifically for precision dots.</p> <p>CAUTION: Developed specially as a thinner viscosity. For Carbon Black Experienced Technicians Only! Too deep in penetration could cause migration.</p>
 <p>DARK BLACK (HS-1042) EU Compliant Temperature: Cool Light to Dark Scale: 5+ Base: Black & Brown Formula Type: Organic-TITANIUM-FREE</p>	<p>A dark black color.</p> <p>TIP: Blackest carbon base hair scalp color. Although pre-neutralized to avoid blue undertones, on certain skin tones, added warmth may be needed dependent on the color desired.</p>
 <p>DARKEST BROWN (HS-1043) EU Compliant Temperature: Slightly Cool Light to Dark Scale: 5 Base: Brown & Black Formula Type: Organic-TITANIUM-FREE</p>	<p>A pre-neutralized rich dark black/brown hair scalp color with a cool base.</p> <p>TIP: Can be used direct. On cooler undertones may add a small amount of Pumpkin or Tuscany Brown depending on hair color.</p>
 <p>COFFEE BEAN (HS-2024) EU Compliant Temperature: Cool Light to Dark Scale: 4 Base: Brown & Black Formula Type: Organic-TITANIUM-FREE</p>	<p>Beautiful rich brown scalp color.</p> <p>TIP: Can be used direct dependent on client base undertone. Appropriate for most Fitzpatrick skin types desiring a brown/black hair scalp color.</p>
 <p>TUSCANY BROWN (HS-2028) EU Compliant Temperature: Neutral to Slightly Cool Light to Dark Scale: 3+ Base: Brown & Red Formula Type: Organic-TITANIUM-FREE</p>	<p>A soft red brown/black scalp color.</p> <p>TIP: Great option for red heads. Mix in different ratios dependent on the client's base tones and shade desired.</p>



ORGANIC (O) CORRECTORS, MODIFIERS & SKIN COLORS

CORRECTORS/MODIFIERS/SKIN COLORS	Comments
 <p>BLACK ADDER (HS-1041) EU Compliant Temperature: Extremely Cool Light to Dark Scale: 6 Base: Black Formula type: Organic-TITANIUM-FREE</p>	<p>Blackest pure carbon black.</p> <p>TIP: Black Adder is a pure carbon black recommended to be used by experienced technicians only. Use as an additive to intensify or deepen a color. A very small amount is recommended as an additive to intensify or deepen a color.</p> <p>CAUTION: Migrations are always possible when using any carbon black, but it is riskier if used by an inexperienced technician.</p>
 <p>RED BROWN (HS-2010) EU Compliant Temperature: Cool Light to Dark Scale: 5 Base: Red Brown Formula Type: Organic-TITANIUM-FREE</p>	<p>Deep dark red brown color.</p> <p>CAUTION: Do not use alone! Organic Mixture; No Iron Oxide; Use as Corrector & Additive; (use as a corrector/additive to neutralize green). Used to neutralize gray green; or stubborn green/blue Hair Scalp colors. Use direct if the green is packed & dense. Use as an additive to target color as needed.</p>
 <p>PUMPKIN (HS-6003) EU Compliant Temperature: Extremely Warm Light to Dark Scale: 3+ Base: Orange & Warm Yellow Formula Type: Organic-TITANIUM-FREE</p>	<p>A warm pumpkin color.</p> <p>TIP: Use as Corrector & Modifier. Used to neutralize stubborn gray; charcoal gray or stubborn blue Hair Scalp colors.</p> <p>NOTE OF CAUTION! <u>Pumpkin is intensely concentrated; an extremely small amount should be used. A little goes a very long way.</u></p>






ORGANIC & INORGANIC (HYBRID) HAIR SCALP PIGMENTS

Organic & Inorganic (Hybrid) SCALP & BEARD COLORS


Pre-Neutralized Hybrid Base Colorants Made specifically for Hair Scalp & Beard. Already pre-neutralized to minimize gray/blue. However, dependent on client's base undertone, adding a small quantity of correctors may be necessary to avoid gray/blue. These pigment shades are INORGANICS & ORGANICS and contain colorants that CANNOT be used near the eye or eyebrow area.

CAUTION: Hybrids may tend to blur out as they fade. For Experienced technicians only versed with the use of these pigments.

Colors Listed from Dark to Light	Comments
 <p>HYBRID DARK (HS-167) EU Compliant</p> <p>Temperature: Slightly Cool Light to Dark Scale: 5 Bas: Brown & Black Formula Type: Organic-TITANIUM-FREE</p>	<p>A pre-neutralized rich dark black/brown hair scalp color with a cool base.</p> <p>TIP: Can be used direct. On cooler undertones may add a small amount of Pumpkin, or Tuscany Brown depending on hair color.</p>
 <p>HYBRID MEDIUM (HS-260-1) EU Compliant</p> <p>Temperature: Cool Light to Dark Scale: 5 Base: Black & Brown Formula Type: Organic & Inorganic-TITANIUM-FREE</p>	<p>Rich dark brown shade.</p> <p>TIP: Deep dark brown. Can be used direct dependent on client base undertone. To darken, add drop of Black Adder</p>
 <p>HYBRID LIGHT (HS-267-1) EU Compliant</p> <p>Temperature: Neutral to Slightly Warm Light to Dark Scale: 3+ Base: More Neutral yellow, red & small amt. of green Formula Type: Inorganic-TITANIUM-FREE</p>	<p>A rich neutral light brown color.</p> <p>TIP: Great stand-alone color or can be used in mixtures. A well balanced rich brown color. To create blonde shades, Hybrid Pecan is a great option as an additive to Hybrid Light. To achieve a warm blonde shade, add more Hybrid Light to Hybrid Pecan. To achieve a cooler, ashy blonde shade add more Hybrid Pecan to the hybrid Light.</p> <p>CAUTION: Too much Hybrid Pecan added could produce too light a shade, and possibly create too much ashiness.</p>

ORGANIC & INORGANIC (HYBRID) CORRECTORS & MODIFIERS COLORS



CORRECTORS/MODIFIERS/SKIN COLORS	Comments
 <p>HYBRID PECAN (HS-241 EU Compliant)</p> <p>Temperature: Neutral Light to Dark Scale: 2+ Base: More Neutral Yellow & Green Formula Type: Inorganic-CONTAINS TITANIUM</p>	<p>A light golden taupe color.</p> <p>TIP: Use to lighten other Hair Scalp colors. Mix with target color depending on how light the color is desired. Can be added to both warm & cool hair scalp shades to tone down and soften. Create soft, warm brown tones. Only a small amount is needed as an additive to achieve a softer muted look. If too much is added, it could cause too much softness and lack of color within the hair scalp. For clients with oily skin, adding a drop of Hybrid Pecan to the target color could help to reduce migration or "fuzzy" impressions.</p>



The *LI Hair Scalp Pigment Series* is a highly-concentrated version of selective organic & inorganic hair scalp colorants made exclusive for hair scalp procedures only (sometimes referred to as Scalp Micropigmentation or SMP). This pigment line is designed **FOR USE BY EXPERIENCED TECHNICIANS ONLY**. An untrained or undertrained technician performing a procedure on a client using the *LI Hair Scalp Pigment Series* could result in long lasting, undesired outcomes. Patch Testing by a licensed technician should be performed on all potential recipients of the treatment.

Risks:

- The color that is used remains in the skin and it may not be possible to remove it again
- Laser removal may cause discoloration
- Even though the utilized pigments are very stable; the color may fade or change after use
- It is not guaranteed that the color will fade completely
- Depending on application by the trained personnel and the state of the skin, the color pigments may become unevenly embedded or spread in color under the skin
- Even though there are no reported side effects to this product thus far, allergic or toxic reactions may occur
- After treatment, it can lead to swelling, redness, crusting, feeling of tension in the treatment area
- Some color tones may cause skin reactions and pain during and up to several days after MRI examinations
- Heal time is 7-10 days; should the heal time exceed 14 days, a medical professional should be consulted

Legal Disclaimer:

MANUFACTURER accepts no liability for the technician implantation results such as spreading of pigment, uneven dots, color changes, fading etc. MANUFACTURER accepts no liability for the consequences should attempts be made to remove the colors. In particular, the manufacturer is not liable for complications arising from attempts to remove the color pigments using lasers, thermal treatments, mechanical treatments or any other treatment (e.g., the use of laser treatment). If there is the slightest doubt about safety for the clients, the treatment must not be started or the treatment must be stopped immediately and a physician's release obtained.

The treatment must be stopped immediately if the client experiences:

Excessive pain; Excessive secretion of wound fluids; Fainting attacks/sensation of dizziness

MANUFACTURER specifically disclaims any responsibility for any individual's allergic reaction to the applied colors, whether implied by warranty of merchantability of fitness for purpose or any other reason. Where there is no history of a tolerance to this color, spot testing or consultation with a competent medical professional before application is necessary. MANUFACTURER is expressly not liable for incorrect, or improper use, of the product, use without consent or for the artistic results or individual applications. In no event, shall our company be liable for any direct, indirect, punitive, incidental, special consequential damages, to property or life, whatsoever arising out of or connected with the use or misuse of our products.

In case of complaints, please include the lot/batch code/number, which can be found on the label of the bottle

2ND DISCLAIMER: This Color Identification Chart (PPG) consists only of suggestions and recommendations for working with the *LI Hair Scalp Pigment Series* and is **NOT** intended to replace education or training in cosmetic & scalp tattooing procedures or color theory. This document is for information purposes only. This information is furnished without warranty, expressed or implied, except that it is accurate to the best knowledge of LI Pigments. The data on these sheets relate only to the specific material designated herein. LI Pigments assumes no legal responsibility for use or reliance upon this data.

What are the Do's & Don't as it relates to the *Hair Scalp Pigments*?

- **CAUTION:** Manufacture Recommends Color and Skin Patch test. If a reaction should occur, discontinue use & seek medical attention.
- **Consumer Caution & Alerts:** Since these are highly concentrated versions of selective organic & inorganic scalp colorants, these colorants are much stronger and therefore can pose an allergic reaction. Disclaimer, waiver & consent forms are a MUST.
- **Use:** For use only by professionals trained in Micropigmentation/Permanent Cosmetic Applications.
- **Directions:** Shake/Mix well before using. Pour in sterile container before use.
- Do Not Use on Infants & Children under the age of 18.
- Do Not exceed recommended applications.
- Avoid contact with eyes. Flush thoroughly with water to cleanse the eye(s).
- Avoid sun exposure when possible.
- Use effective sunscreen 30SPF or higher for protection.
- Follow Manufacturer's Instructions for Use.
- Blood donations cannot be made for a year after getting a tattoo or permanent makeup.
- Patch/sensitivity testing is paramount. (Refer to 'Guidelines for Patch Testing' for further details/instructions on patch testing).
- Seasoned Professional: The *Li Scalp Pigments* should be used by experienced technicians only!
- **CAUTION:** The **ORGANIC** *Li Scalp Pigments* should be used on the Scalp area only!
- The Organic & Inorganic *Li Scalp Pigments* should **not** be mixed or blended with other manufacturer pigments.
- The *Li Scalp Pigments* should not be implanted over other manufacturer pigment colors.
- 24 hours prior; do not take the following substances: Stimulants: tea, coffee, soda with caffeine or other substances containing stimulants.
- GENERAL AFTERCARE INSTRUCTIONS (For 7-14 days after the procedure)



1. AVOID EXPOSURE TO SUN, TANNING BEDS AND UV RAYS. Always use effective sunscreen 30SPF or higher for protection. Since this is the scalp area and easily exposed to the sun, if SPF is not used, a hat is recommended to avoid sun damage as this will affect the pigments used and longevity of the SMP procedure.
 2. DO NOT TOUCH THE AREA—Do not scratch, rub, or pick the scabs. Do not use any shampoos.
 3. MINIMIZE WATER EXPOSURE
 4. AVOID shaving or washing the scalp.
 5. AVOID USING LOTIONS ON THE AREA including cosmetic creams, exfoliating cleansers, aloe Vera, etc.
 6. AVOID WORKING IN THE YARD, dirt, pollutants from the environment may cause infections.
 7. AVOID sweaty exercise.
 8. AVOID seafood, salty and spicy foods.
 9. AVOID SWIMMING, long hot steamy baths, showers and Jacuzzis
 10. AVOID chlorinated swimming pools for a minimum of **one (1) month**.
- Laser removal may cause discoloration.
 - This product complies with all European Union (EU) requirements for Tattooing & Permanent Cosmetics as outlined in Directive 76/768/EEC, ANNEX II; ANNEX III PART I & II; EU-Resolution ResAP (2008)1 & Regulation 1907/2006 Annex XVII REACH.

PRODUCT SHELF LIFE & CARE AFTER OPENING: Pigment shelf life may vary due to one or all of the following: product storage, exposure to extreme temperatures, opening, cross contamination, damage, UV Rays, radiation, autoclave, and sterility, absent of preservatives or microbial growth inhibitor(s) & product alteration.

These products are Lot & Date Coded for product safety and comply with all E.U. Directives, Guidelines and Regulations.

Unopened Containers of pigments have a shelf life from 3-7 years from the date of manufacturing if kept in a cool, dry place and not exposed to any extreme temperatures or UV rays. Based on product ingredients the appropriate expiration date is given. For more information, please contact your Authorized Distributor of LI Pigments.

Opened Containers should be discarded after one year (12M; 365 days). This is an international standard that LI Pigments adheres to for all locations. Ref: PAO (point after opening) symbol (open container) on the product label. Pigment bottles should be annotated on the date of opening.

Factors to Consider:

Use: Professional Use Only.

- Follow Manufacture Instructions for Use.
- Manufacturer recommends color and skin patch test. If a reaction should occur, discontinue use & seek medical attention.
- Avoid contact with eyes. If contact with eyes occurs flush thoroughly with water to cleanse, then immediately seek medical attention.
- Dispose if exposed to extreme heat or cold
- Dispose if contaminated
- Dispose if contents of container have dried
- Dispose if container has been damaged or tampered with
- Replace cap immediately after use
- Do Not dip Instrument directly into pigment container
- Do Not autoclave pigment
- Shake Well (Vigorously)
- Store pigment container in a cool, dry place for maximum shelf life
Recommended Storage Temperatures [20-25°C \(68-77°F\)](#)

The uses are endless. We hope you enjoy this new line and that it provides the confidence and convenience artists and their clients deserve!

Li Scalp Bottle Packaging Instructions:

- Always shake pigment bottles very well before each use.
- Best way to shake is to remove cap, place a clean gloved finger or clean paper towel over opening and shake for at least 30 seconds.
- Do not blend different pigment company brands together; it is critical to follow this rule.
- Always prevent cross-contamination by never dispensing color from bottle into pigment cup at contaminated workstation. Never handle bottles with contaminated hands.
- Securely cap bottles immediately after dispensing color.