Girlz Ink Gazette

ACADEMY STUDIO Li-FT®

NEW ARTIST ALERT!
WELCOME
TATTOO ARTIST
STACIE-RAE WEIR

Our newest member of the team here at Girlz Ink is world-renowned Areola Expert, Stacie-Rae - InStyleMagazines top 50 BadAss women 2021!

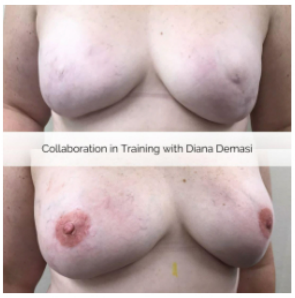
Collaboration in Training with Diana Demasi

Stacie-Rae has been tattooing for over 27 years and is an accomplished body tattooer. She changed her career focus when cancer came into her life. Her main passion now is offering Areola Restoration, Scar Reduction and Cover-up work to clients in need along with teaching other artists what it takes to be skilled, amazing and confident in their advanced tattoo skills. She is beloved by her clients and is a top choice for tattoo professionals wanting to learn and excel at paramedical tattooing.


1 session healed - collaboration with Izzy A. in training

As she lost her own breasts, Stacie-Rae has pioneered a completely new approach to Areola Restoration based in tried-and-true body art technique, and formed around her art school education and many awards for realism fine art. She has developed a comprehensive system for areola artists to be amazing, with her very own A.R.T. product line which includes the pigments and tools she chooses to work with.


Collaboration in Training with Jazz Yee

Along with being a teacher and mentor to other artists, Stacie-Rae also keeps busy servicing clients in need of her skills and artistry. Whether you are looking for a Scar Cover-up, Paramedical and Restorative Areola Tattooing, or a beautiful tattoo design to help you heal from one of life's many traumas, she is here to serve.

Upcoming training dates:
June 4-6 Areola Restoration
September 24-26 Scar Tattooing
November 12-13 Scar Tattooing
December 3-5 Areola Restoration

About Her Trainings

Sign Up For Training

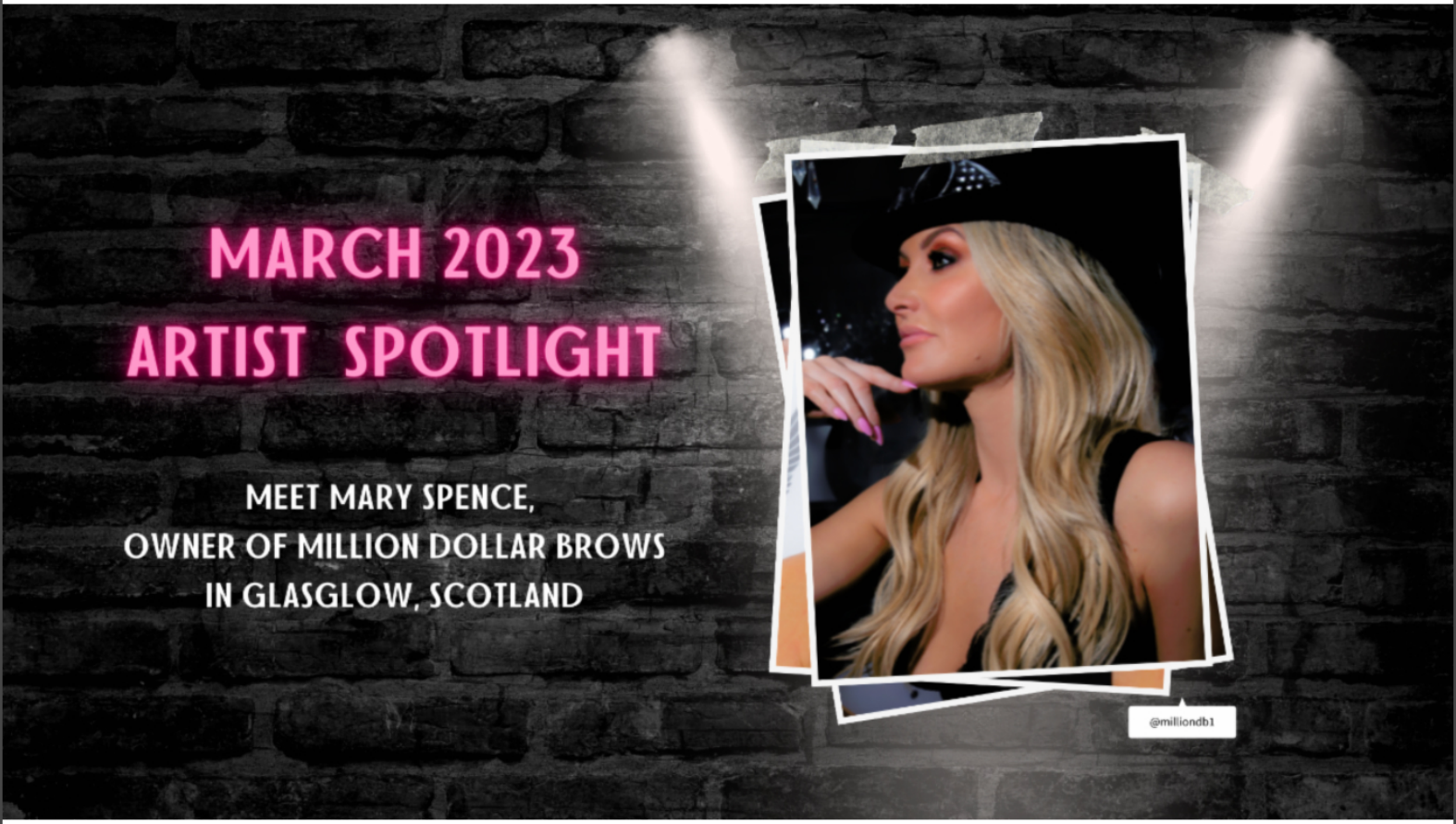
MARCH 2023
ARTIST SPOTLIGHT
MEET MARY SPENCE,
OWNER OF MILLION DOLLAR BROWS
IN GLASGLOW, SCOTLAND
@milliondb1

Can you tell us a little about yourself Mary?

I was always pretty artistic, from drawing, designing things, singing and writing, it's just the way I'm wired and when I'm creating I'm happy! (: Always love a project!

I started off in the beauty industry 20 odd years ago! I wanted to specialize and I loved the idea of PMU and how instant the transformations where!

I always knew that tattooing brows was something I fancied, and although it terrified me, I just couldn't stop myself from entering into this amazing world. I wanted to change lives and I loved the idea of such an instant transformation, and tattooing is pretty damn cool as a job!

I did find it stressful due to the permanency aspect, and being a perfectionist I was very hard on myself, but in the end that determination to always push forward paid off! I've been doing PMU now for over 10 years and loved every minute, well almost every minute! 😜

I keep learning so it's always fresh! PMU is hard but it gets easier, relax and enjoy the ride! ✨

You can check out her portfolio on Instagram **@milliondb1** or **you can check out her website**.

Do you have a favorite pigment?

My favorite color combo is **Classic Brown** and **Beautiful Blonde** mixed as it's so versatile, heals not too cool and is pretty predictable when healed.

I don't really remember Li not being in my PMU life, I remember becoming a member of the Li Facebook support group and I met so many amazing friends and mentors along the way of whom I'd like to thank hugely. I found the Li community kind and super supportive. And it's been amazing to connect with people from all around the globe!

Do you have a favorite service?

Brows have always been my favorite. I used to love strokes but am finding myself gravitating towards ombre more and more, each technique can look amazing on the right person.

Do you have any encouraging words, tips or tricks for the artists that read this?

Master the basics, don't keep jumping from one technique to the next, or you'll get confused and not know what technique to do! Know that there's more than one way to get color in and everyone has their own way! Try and take bits from all your favorite artists and find what works for you! Always progress and learn once you're ready, don't compare yourself to others as it makes you feel shit! You do you and let the rest do them! You're amazing because you do a brave job, you're awesome. ❤️

Want to be NEXT months Artist Spotlight? Answer a few questions and you may see yourself in Issue #25 of the Girlz Ink Gazette. Click the button below to get started!

Become Our NEXT Artist Spotlight!

LIVE

RLZ, INK
Tatter-a-fact PODCAST WITH TERYN DARLING
#46 TERYN DARLING

New Tatter-a-fact® Episode!
Step Beyond Your Fear & Learn Eyeliner In 2023!
Episode #46 with Teryn Darling

Last podcast we covered a few of the things I think will pop off this year in PMU! Now, let's finish it up. In this new episode of Tatter-a-fact® I tell you the final 3 things I think will trend in 2023 for the PMU industry. So, what do I think is going to make a splash during 2023 for the world of PMU? This episode: my predictions for eyeliner, saturation, and training classes.

These are topics we talk about:

More Artists Are Going Learn Eyeliner!

There Are Many Ways To A Beautiful Result

Clients Want Bolder, Saturated & Striking Work

Training Classes Are Going To Become More In Depth

🤩 Make sure to follow us! 🤩
💙 Teryn @tatgirlzink on Instagram
💜 Tatter-a-fact Podcast @tatterafactpodcast on Instagram
💖 Girlz Ink Studio @girlzinkstudio on Instagram

VIEW FULL EPISODE

TATT TIP
GIRLZ INK
TRAINING ACADEMY

Our Liquid Gold: Pigment Seal!

SKINFUL BEAUTY
PIGMENT SEAL
Permanent Makeup Solution
PROFESSIONAL USE
AFTERINKED

Are you using Pigment Seal? If not, you should! Pigment Seal is what our artists refer to as LIQUID GOLD!

Pigment Seal is a unique formulation by Skinful Beauty. This amazing product calms, soothes and nourishes the area while sealing your pigment into the skin, allowing for better pigment retention and healed in color results. Pigment Seal also cleans and removes stubborn pigment from the skin quickly and easily! It can be used on all of your PMU procedures, brows, eyeliner, lips, areola, scalp AND body tattoos.

I'm seasoned in this industry, I've seen results both with Pigment Seal and without and it's a testament to the product that the results with Pigment Seal are without doubt better than when I hadn't used it for my procedures.

Apply Pigment Seal after each pass with a q-tip and as needed depending on the client's skin. I also soak the area at the end of the procedure for a couple of minutes before wiping it off.

Stay Safe and Happy Tattooing!

Buy Pigment Seal



REMINDER

Hear Teryn speak on her eyeliner techniques and tips for healing with your desired results at The Scottsdale Permanent Makeup and Aesthetics Conference

May 5 - May 7
Scottsdale, Arizona

Get Your Ticket NOW!

UPCOMING HANDS ON CLASSES

2 DAYS HANDS ON
MACHINE NANO STROKES
Mary Ritcherson
Location: The Girlz Ink Studio

Machine Nano Strokes with Mary Ritcherson

July 14–15

Saturday July 22nd
MICROBLADE TO MACHINE
Machine & Movement Course
with Teryn Darling

Microblade to Machine Conversion Course

July 22


BLACK, PACKED, & STACKED
ADVANCED EYELINER CLASS WITH
TERYN DARLING

ARE YOU TIRED OF:

- PROCEDURE TAKING TOO LONG
- HEALING WITH NOT ENOUGH COLOR
- TOUCH UP BEING A REDO
- SHRINKAGE, NOT ENOUGH WIDTH
- UNEVEN SYMMETRY

EXCLUSIVE
3 SEATS ONLY
ONLY
3 DATES FOR 2023

THIS WILL BE THE ONLY OR LAST CLASS YOU WILL NEED TO ADDRESS THESE ISSUES!

2 DAY HANDS ON TRAINING

Blacked, Packed & Stacked: Advanced Eyeliner

August 18–19