Girlz Ink Gazette

ACADEMY STUDIO Li-FT®

KEEP SCROLLING TO FIND OUT WHO THE FEBRUARY ARTIST SPOTLIGHT IS!!

Valentine's Day
SALE
$100 OFF
$5 OFF
Forever Lips
Sugared Rose
Li pigments
AQUA
Rose Petal

Sale Starts 2/10 @ 11:59PM (PST) | Sale Ends 2/15 @ 11:59PM (PST)
Cannot be combined with any other offers.

Shop the Sale Now!

FEBRUARY 2023
ARTIST SPOTLIGHT
MEET ASHLEY WEAVER,
OWNER OF FAB BROWBAR
IN AVONDALE, ARIZONA
@fabbrowbar


Her Makeup
Virgin Brows
Soft Ombré Brows

Can you tell us a little about yourself Ashley?

I have been a licensed Aesthetician & Eyebrow Artist since 2008. I have been a certified Eyebrow PMU artist since 2016. I have serviced over 8,000 clients since I began working & it continues to grow. I have worked on every kind of skin type, tone & texture imaginable.

I started a business called From Ashes Beauty & Browbar in 2016; for short I call it FAB BROWBAR.

Something unique about my business is; it is located in my childhood home. I did not want to be just another artist who "did this out of their home" so I made sure to set the bar high for a home based salon/tattoo studio. My studio is in compliance with Arizona State Board of Cosmetology. It is also recognized by the City of Avondale as a legit "Home Based Salon/Business". The City of Avondale now accepts home based salons because of mine.

You can check out her portfolio on Instagram **@fabbrowbar** or **you can check out her website**.

Do you have a favorite pigment?

My go to ink would be Li Pigments Aqua line. It heals so well for all skin types. My favorite go to colors are: **Taupe**, **Beautiful Blonde**, **Hazelnut**, **Sandalwood**, **Classic Brown**, **Chocolate Truffle**, **Navajo Brown**, **Espresso** & **Ebony Brown**. I love to mix some of these together to create a more custom look for clients depending on their brow hair color & undertones. I also love to add a couple drops of **Li Pigments dilution** to help brighten the healed results.

Do you have a favorite service?

My favorite service just depends on the clients skin type & realistic goal for healed results. I love to do Micoblade, Soft Ombre & the Combination of both techniques.

Do you have any encouraging words, tips or tricks for the artists that read this?

The best advice I can give to other artists: If you have a passion for the beauty industry never stop believing in yourself. Use that passion to fuel your motivation to continue practicing, evolving & learning from your mistakes ... one thing I strive to create with all my clients is a real bond. That bond makes them always feel welcome, like they are family & that they mean the world to me. I know a majority of the success I have is because of this feeling. A client who gets to feel special & leave looking their best is a combination that creates "forever confident clients."

Want to be NEXT months Artist Spotlight? Answer a few questions and you may see yourself in Issue #23 of the Girlz Ink Gazette. Click the button below to get started!

Become Our NEXT Artist Spotlight!

Tatter-a-fact PODCAST WITH TERYN DARLING

LIVE

New Tatter-a-fact® Episode!
Areola Reconstruction and the Craft of Tattooing
Episode #44 with Stacie-Rae Weir

In this new episode of Tatter-a-fact® I'm joined by Stacie-Rae Weir and we have some very exciting news to share with you!

Stacie-Rae is an innovator and one of, if not the, top areola restorative artists there is. We talk about her amazing areola work, the divide between traditional body tattooing and permanent makeup, the practice skins she created and more! Plus, Stacie-Rae answers some of the top areola questions we see and get asked by new artists!

These are topics we talk about:

Caring About the Craft of Tattooing, Craftsmanship vs Artistry

Answering FAQs about 3D Areola Reconstruction and Scar Camouflage

The Divide Between PMU and Body Tattooing

Stacie-Rae on Moving to Las Vegas + An Exciting Announcement!

🤩 Make sure to follow us! 🤩
💙 Teryn @tatgirlzink on Instagram
💚 Stacie-Rae @stacierae.art on Instagram
💜 Tatter-a-fact Podcast @tatterafactpodcast on Instagram
💖 Girlz Ink Studio @girlzinkstudio on Instagram

VIEW FULL EPISODE

Li Pigments: The People Behind the Pigments We Use

Li Pigments:
The People Behind the
Pigments We Use

Did you know that the 'Li' in Li Pigments stands for Lasting Impressions? For over 25 years Li Pigments has been doing just that for the Permanent Makeup industry and in doing so their pigments have become an industry standard for quality, high-performing pigments.

Li PIGMENTS
Li PIGMENTS

Li Pigments Origin

Darlene Story, president and founder of Li Pigments, has been developing the most stable and consistent pigments since 1992. In 1998 she launched her own pigment lines Aqua® and Velvet® after years of gaining experience and a passion for pigments. To this day, Aqua® and Velvet® remain two of the industry's most used and highly regarded pigment lines.

Read the Full Blog

TATT TIP
GIRLZ INK®
TRAINING ACADEMY

Pressure Determines Depth.

We must learn to adapt and change our pressure depending on the needle size, needle configuration *and* the condition of the skin.

Shaders and mags require a bit more pressure than liners. This is due to the bigger surface area creating more resistance.

Bigger needles require a bit more pressure than smaller needles for the same reason.

The single needle requires the least amount of pressure than any other needle. One needle, the tip is so tiny that there is practically no resistance with the single, so it takes hardly any pressure at all to reach proper depth.

Sometimes on a pair of brows on the same face, we have to adjust our pressure as we move through the design. This is because some areas of the brow...like the arch for instance, can be very thin skin and through the rest of the brow, the skin is thicker. This would cause us to have to adjust on the fly.

Depth is probably one of the hardest things to learn and get comfortable with. It takes time!

If you're struggling with depth and you're not around anyone experienced that can help...a good way to learn is to tattoo yourself. Sounds cray-cray but that's how it's taught in body tattooing and how I teach it at my studio.

Tattoo some little colored circles on your lower leg area where the skin is thinner, let it heal and go from there.

Stay Safe and Happy Tattooing!

UPCOMING HANDS ON CLASSES

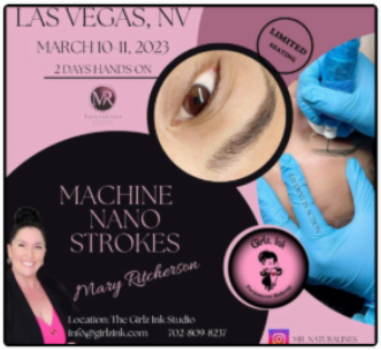
LAS VEGAS, NV
MARCH 10-11, 2023
2 DAYS HANDS ON
LIMITED SEATING
MACHINE NANO STROKES
Mary Ritcherson
Location: The Girlz Ink Studio
info@girlzink.com 702-809-8237
MR NATURALINES

Machine Nano Strokes with Mary Ritcherson

March 10-11


Saturday March 18th 2023
MICROBLADE TO MACHINE
Machine & Movement Course
with Teryn Darling

Microblade to Machine Conversion Course

March 18


BLACK, PACKED, & STACKED
ADVANCED EYELINER CLASS WITH
TERYN DARLING
ARE YOU TIRED OF:
· PROCEDURE TAKING TOO LONG
· HEALING WITH NOT ENOUGH COLOR
· TOUCH UP BEING A REDO
· SHRINKAGE, NOT ENOUGH WIDTH
· UNEVEN SYMMETRY
EXCLUSIVE
3 SEATS ONLY
ONLY
3 DATES FOR 2023
THIS WILL BE THE ONLY OR LAST CLASS YOU WILL NEED TO ADDRESS THESE ISSUES!
2 DAY HANDS ON TRAINING

Blacked, Packed & Stacked: Advanced Eyeliner

April 14-15