Girlz Ink Gazette

STORE ACADEMY STUDIO Li-FT®

LIVE

Tatter-a-fact™
PODCAST
WITH TERYN DARLING
#34 TERYN DARLING
OMG
Cartridge Needles

New Tatter-a-fact® Episode!

Episode #34: 11 things that require 0 talent that you NEED to be successful

On this new episode of Tatter-a-fact® I talk about the 11 things you NEED to be successful that cost nothing! 💯 The best part? You need 0 talent to get started. Are you ready for success?

These are topics we talk about:

OMG Cartridge Needles: A TATSoul and Girlz Ink Collaboration

Are You Hungry For Success?

Being Passionate Leads to Success

You Have to Be Coachable to Grow

Making Magic Out of Procrastination

Take Pride In Your Work Ethic

View Full Episode

TATT TIP
GIRLZ INK
TRAINING ACADEMY

Make every client feel like they are your favorite!

Make **every** client
feel like they are
your favorite!

Besides procedure details, get in the habit of writing down some personal tidbits your client shared in conversation. I *always* write down personal tidbits about each client in my notes. Just a few little facts that they shared with me during the procedure.

For example: If we talk about their dog, I'll write down their dogs name and breed. When I see that client again I can ask "How's Fluffy doing?" More often than not, they are so impressed I remember that small detail.

If they talked about their kid going to college, I'll write down their kids name and the name of the college so I can ask about it next time I see her. Again...super impressed!

When we remember little details about our clients lives that are important to them and we ask about it, it makes them feel really good. It can strengthen the bond we have with our clients and that's something I'm always looking to do.

We don't want our clients to just love our work, we want them to love us too!

HAVE YOU
HEARD OF
EMERGENCY
REMOVAL®?

Have You Heard of Emergency Removal®?

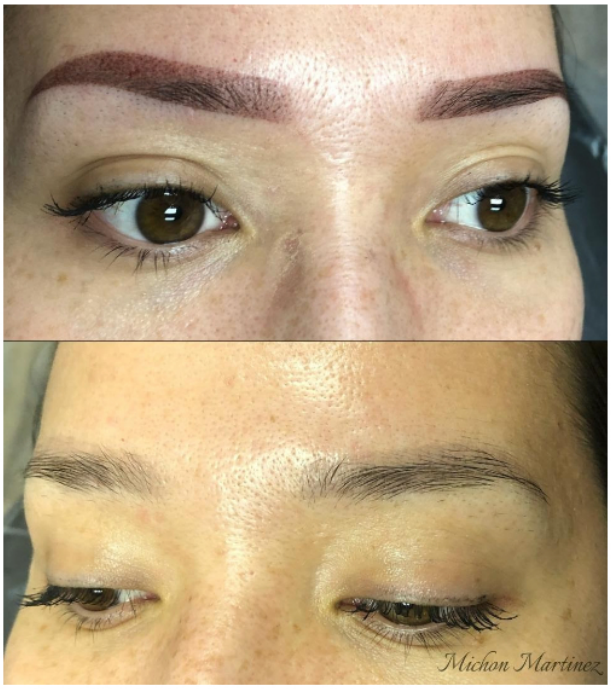

Emergency Removal is a technique I developed about 5 years ago due to a client's sheer desperation. I've developed this amazing technique of removing bad brows and procedures within 48 hours of getting them done.

Prior to development, it was standard policy to have the procedure heal a minimum of six weeks before any removal could be attempted. This put us at a disadvantage, but this was industry protocol for over 25 years.

The client who changed everything had her brows done 24 hours prior to calling me. She was desperate and kept referring to her situation as an emergency, hence the term "Emergency Li-FT® removal." I brought her in and attempted, for the very first time, to remove the pigment without using any needles or causing any additional trauma to the area. This moment was a moment I thought about for quite some time and I was super excited to see if in fact it would work. It took about 7 days to know the result and the result was...

Continue Reading the Full Blog

Enroll In Emergency Removal Now!

LAST
UPCOMING
HANDS ON
CLASS
OF 2022!

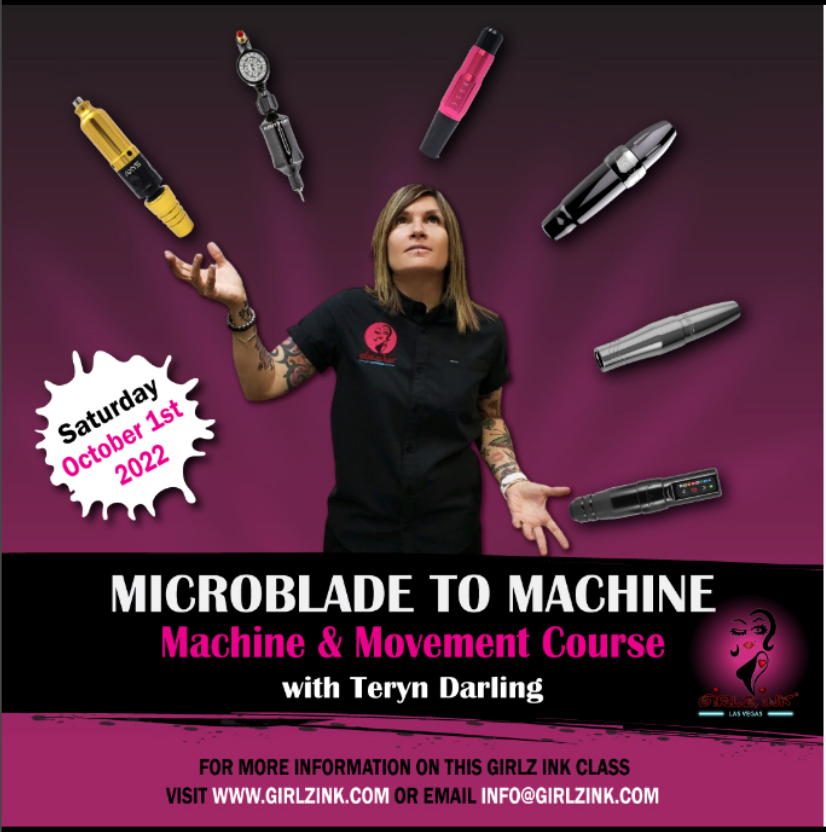

Saturday
October 1st
2022

MICROBLADE TO MACHINE

Machine & Movement Course

with Teryn Darling

FOR MORE INFORMATION ON THIS GIRLZ INK CLASS
VISIT WWW.GIRLZINK.COM OR EMAIL INFO@GIRLZINK.COM

Class will be held on
October 1 at 10am (PST)

Includes Continental Breakfast, Lunch, Goodie Bag, Detailed Handout, Certificate and Lifetime Support!

Plus, 12 Month Access to Teryn's Machine & Movements Online Course!

1 spot left!!
Call now to secure your spot!!



NanoLines®

Machine Hairstrokes

2-DAYS HANDS-ON CLASS WITH MODELS

Oct. 14 - 15
LAS VEGAS
AT GIRLZ INK STUDIO

Email info@girlzink.com for further information on this class.

NanoLines® Machine Hairstrokes

2-Day Hands-On Class with Models!

3 Students MAX

October 14th - October 15th

Mary Ritcherson considered to be one of the industry's top hair stroke brow artist and respected trainers brought her amazing skills and ethics to the Girlz Ink Academy with all her classes.

Mary has worked in the Permanent Makeup industry for over 15+ years. She completed her Certification in Permanent Makeup in August 2004 & to date she has completed over 15,000+ eyebrow procedures.

As the Queen of Machine Hair Strokes, Mary is super excited to share with you all her tips, tricks and techniques to achieving beautiful, natural and long-lasting results for Hair Strokes.

Machine hair strokes gives the technician more artistic freedom to create soft, fluffy natural strokes that mimic the appearance of natural hair. Mary will show you her trademarked techniques for layering & transitioning the strokes, using her Guidelines, Branching & Blending® & Brow Stippling® techniques. This class will give you the tools to take your brow game to a whole other level.

Included in the class:

- Do's and Don'ts
- Contraindication
- 4 Patterns, Transitions, Guidelines
- Movement, Depth, Speed, Positioning
- Live Model Work
- Amazing Swag Bag
- Machines provided to use
- Certificate of Completion

Interested in this class?

To register, please call us at (702) 809-8237 or send us an email to info@girlzink.com.

A 20% DEPOSIT IS REQUIRED TO RESERVE YOUR SPOT.