




AURUM + GREY

Thank you for purchasing from our My Story™ Collection.

Please note that after you have threaded your charms onto the chain, please be sure to secure your piece by looping the end of the chain through the figure of 8 element **twice** as pictured below:

<p>STEP 1: Thread pin through silicone slider and adjust the chain to your required length.</p>	<p>STEP 2: Thread the pin through the first hole on the infinity figure of 8 closure</p>	<p>STEP 3: Continue to pull the chain through the first hole</p>
		
<p>STEP 4: Thread the pin in the opposite direction back through the second hole on figure of 8 infinity closure</p>	<p>STEP 5: Continue to pull the chain through the second hole</p>	<p>STEP 6: Then repeat and thread the pin through the first hole again (as if sewing)</p>
		
<p>STEP 7: Continue to pull the chain through the first hole</p>	<p>STEP 8: Thread the pin in the opposite direction back through the second hole on figure of 8 infinity closure</p>	<p>STEP 9: Continue to pull the chain through the second hole and your piece is secure</p>
		

REMOVAL

To remove your My Story™ Chain pieces, you need to carry out the reverse of the process above.

If wearing the necklace, we recommend turning the end of the chain to the front of your neck and using a mirror to assist you in undoing the piece.