

HOW TO SUBMIT YOUR VIDEO REVIEW IN 3 STEPS



**To Get a \$50 Coles Group & Myer Gift Card
Sent to Your Address!**



WHAT YOU'LL NEED:



A SMARTPHONE



EMAIL SET UP ON THE PHONE



YOUR CLOTHESLINE SET UP OR INSTALLED



A FEW MINUTES OF YOUR TIME



STEP ONE **Get a helper and a smartphone.**

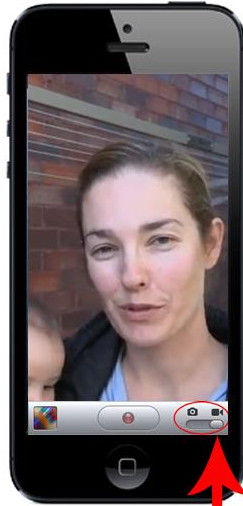
1. Select 'Camera' icon.



3. Set up a nice frame of you with your clothesline.




2. Make sure you're set to film, not photograph.



STEP TWO Film your review.



1. Press the record button.



2. YOU MUST:

Make sure the video is no longer than 50 seconds.

However, it must be at least 20 seconds.




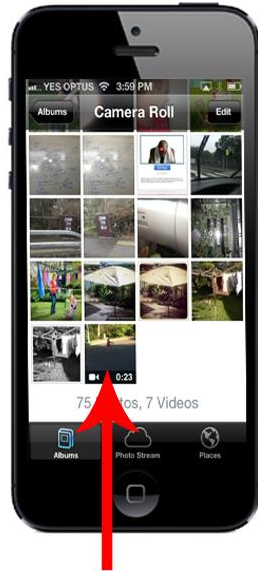

You must mention the name 'Lifestyle Clotheslines'

Describe your overall experience with us as a buyer the best you can.

3. Once you're done filming, press the record button again to stop.

STEP THREE **Email your video to us.**

1. Go to 'Photos'



2. Select your video

3. Click the share icon

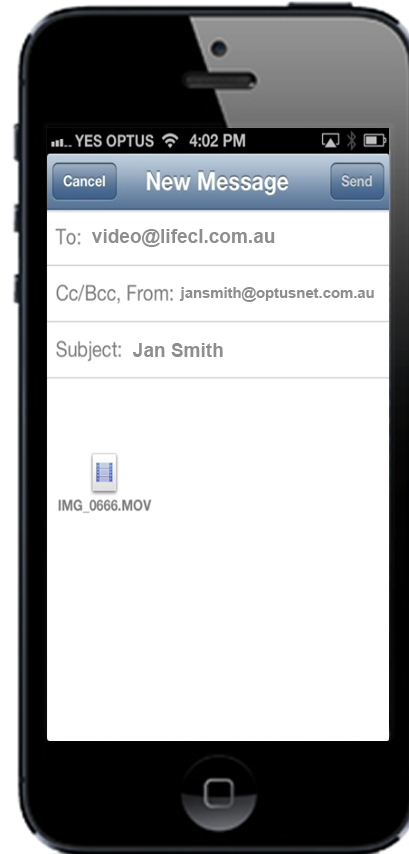
4. Click the 'Mail' icon

STEP THREE **Email your video to us.**

5. Send it to: video@lifecl.com.au

6. Put your full name in the Subject field

Make sure this is the same name that you used when you ordered from us, so that we know where to send your gift card.



7. Click 'Send'

THAT'S IT! Easy wasn't it?

Once we receive your video, we'll immediately send out your \$50 Coles Group & Myer Gift Card. Enjoy!




Lifestyle
Clotheslines