

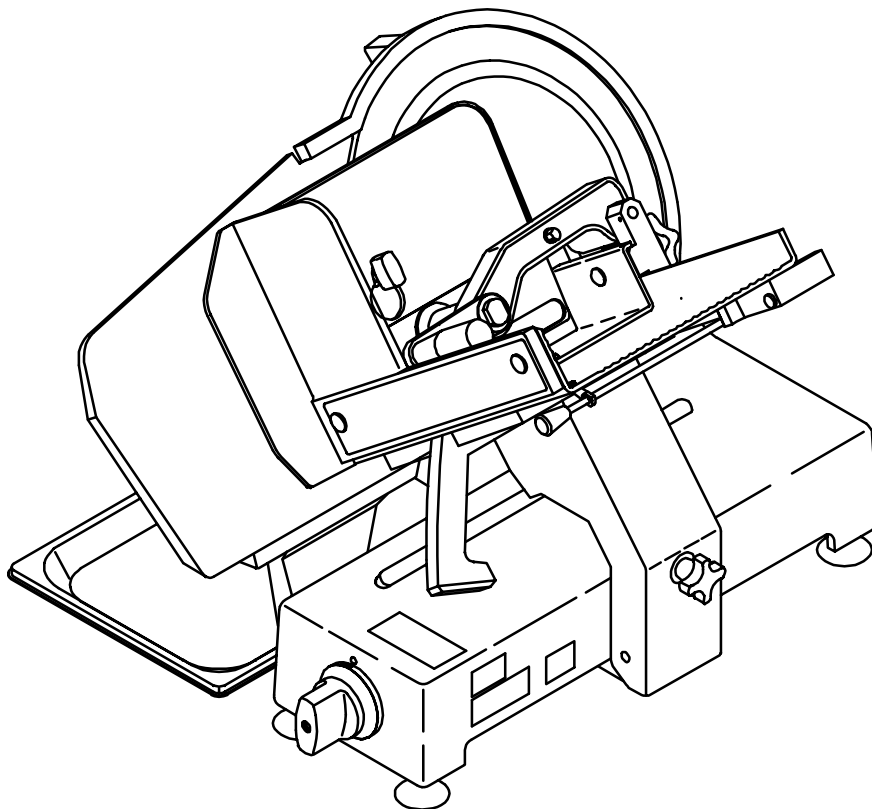
Spare parts list No. 035.98.3.1004
Series (code No.): 90.031
Amendment 03/2006

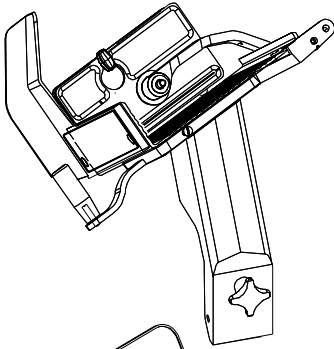
Precision gravity slicer

SE 8

from machine No.: 119 8836

Last text page 39
Last drawing page 57

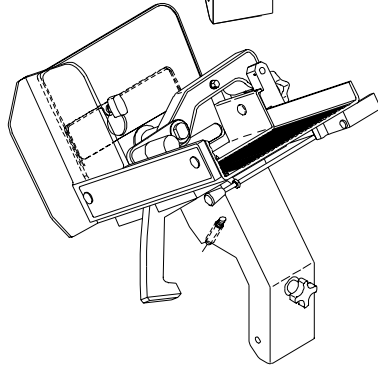




Item 100 Carriage
23

SE8-L 60352300000

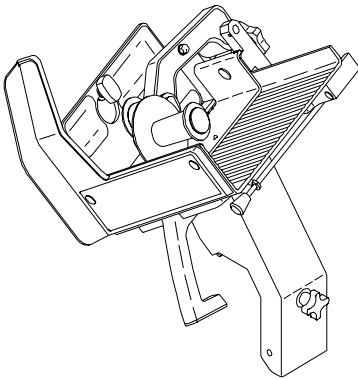
Aluminium carriage inclined by 25°
Small rear wall
Slider protecting device with extended travel
tiltable beneath the carriage
Remnant holder, removable
Handle at the top of carriage



Item 101 Carriage
36

6.035.36.xxx.xx

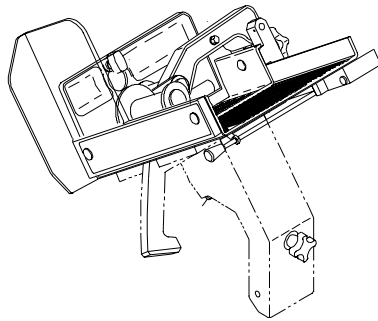
Aluminium carriage horizontally
positioned with clamping device
Large guard plate
Large rear wall
Remnant holder, removable



Item 102 Carriage
38

6.035.38.000.01

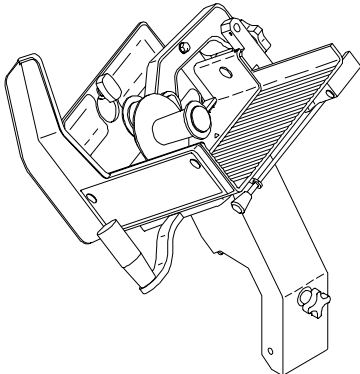
Aluminium carriage inclined by 18°
with clamping device
Small rear wall
Slider protecting device
Remnant holder, removable



Item 103 Carriage 381

6.035.38.100.00

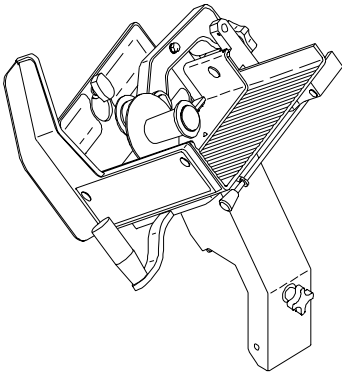
Aluminium carriage horizontally
positioned with clamping device
Large rear wall
Slider protecting device
Remnant holder, removable



Item 104 Carriage 43

6.035.43.xxxx

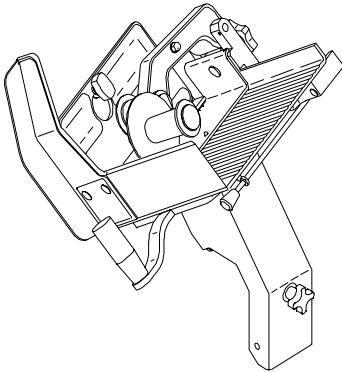
Aluminium carriage inclined by 18°
with clamping device
Small rear wall
Slider protecting device with special
handle
Remnant holder, removable
Handle at the top of carriage



Item 104 Carriage 43

6.035.45.xxxx

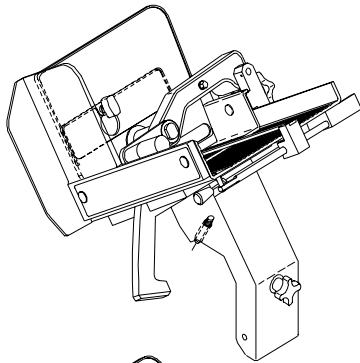
Aluminium carriage inclined by 18°
with clamping device
Bias cutting device
Small rear wall
Slider protecting device with special handle
Remnant holder, removable



Item 105 Carriage 45

6.035.43.xxxx

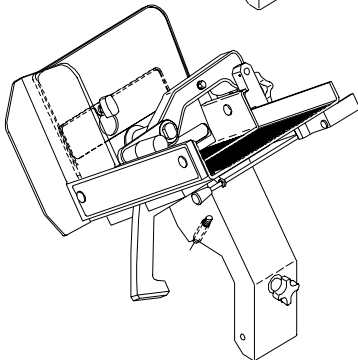
Aluminium carriage inclined by 18°
with clamping device
Small rear wall
Slider protecting device with special handle
Remnant holder, removable
Handle at the top of carriage



Item 106 Carriage 47

6.035.47.xxxx

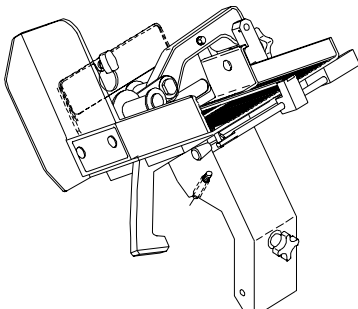
Aluminium carriage horizontally positioned with clamping device
Large guard plate
Large rear wall
Remnant holder, removable with product fixation



Item 107 Carriage 24

6.035.24.xxxx

Aluminium carriage horizontally positioned with clamping device
Large guard plate
Large rear wall
Remnant holder, removable



Item 108 Carriage 25

6.035.25.xxxx

Aluminium carriage horizontally positioned with clamping device
Bias cutting device
Large rear wall
Sliding protecting device
Remnant holder, removable with product fixation

Bitte unbedingt 11 stellige **Bestell-Nr.** angeben

Please always indicate 11 digit **Order No.**

Absolument nécessaire d'indiquer **No.de commande** (11 chiffres)

Favorisca specificarci sempre il **N. di ordine** a 11 cifre

Es imprescindible que citen el **No. de pedido** (11 guarismos)

Bizerba GmbH & Co. KG, Postfach 10 01 64, 72301 Balingen/Germany, Tel. (0 74 33) 12-0, Fax G3 (0 74 33) 12-29 33

E-mail: service@bizerba.de Internet: <http://www.bizerba.com>

SE 8

Contents

Drawing page

Text page

Basic parts	(No. group 1..)	1, 2, 3, 4, 6	1
Blade cover, grooved cam, rotary knob, bearing compl., bearing bracket, compl.		2, 3, 4, 5	2, 3, 4
Carriage guide		6, 7, 8	5, 6
Motor housing, blade bushing		10, 12, 13	7, 8
Product supporter, guard ring, deflector, foot, gauge plate		1, 2, 3, 4, 6, 10, 11, 14	9, 10
Motor, power lead		2, 3, 9	11, 12
Limit switch for zero position, circuit diagram, reference plate		1, 6	13
Sharpener	(No. group 60..)	56, 57	14, 15
Circuitry	(No. gr. 60..)-(65..)	48 - 55	16, 17, 18
Operating instructions, standardized tray		1	19
Carriage (23) inclined by 25°	(No. group 100..)	15, 16	20, 21,
Carriage (36) horizontally positioned	(No. group 101..)	17 - 21	22, 23, 24, 25
Carriage (38) inclined by 18°	(No. group 102..)	24 - 28	26, 27, 28,
Carriage (381) horizontally positioned	(No. group 103..)	30, 31	28
Carriage (43) inclined by 18°	(No. group 104..)	32 - 36	29, 30, 31
Carriage (45) inclined by 18°	(No. group 105..)	38, 39	32
Carriage (47) horizontally positioned	(No. group 106..)	40 - 43	33, 34, 35
Carriage (24) horizontally positioned	(No. group 107..)	44, 45	36, 37
Carriage (25) horizontally positioned	(No. group 108..)	46, 47	38
Blade		2, 3	39


4

Last text page 39
 Last drawing page 57



Technical status

Legend:

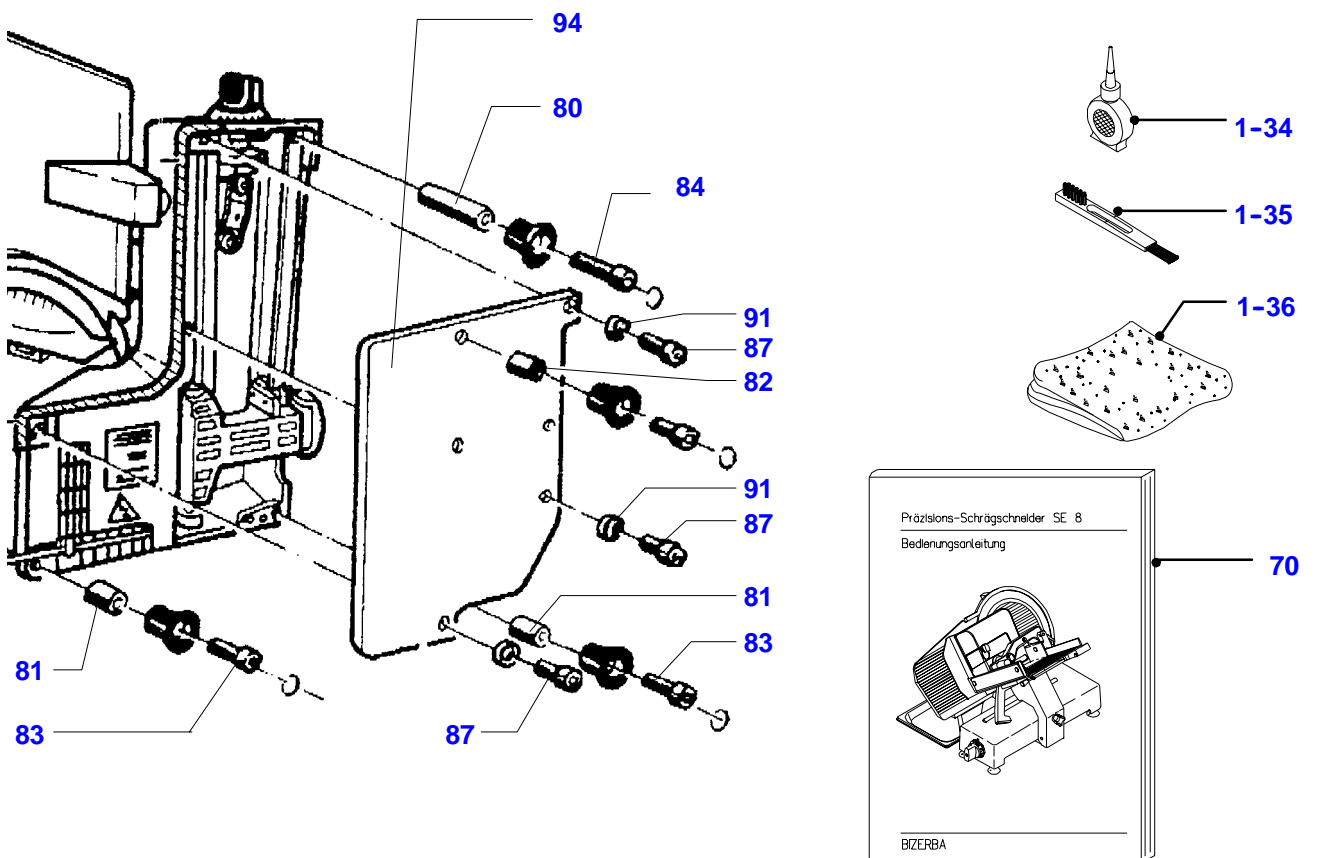
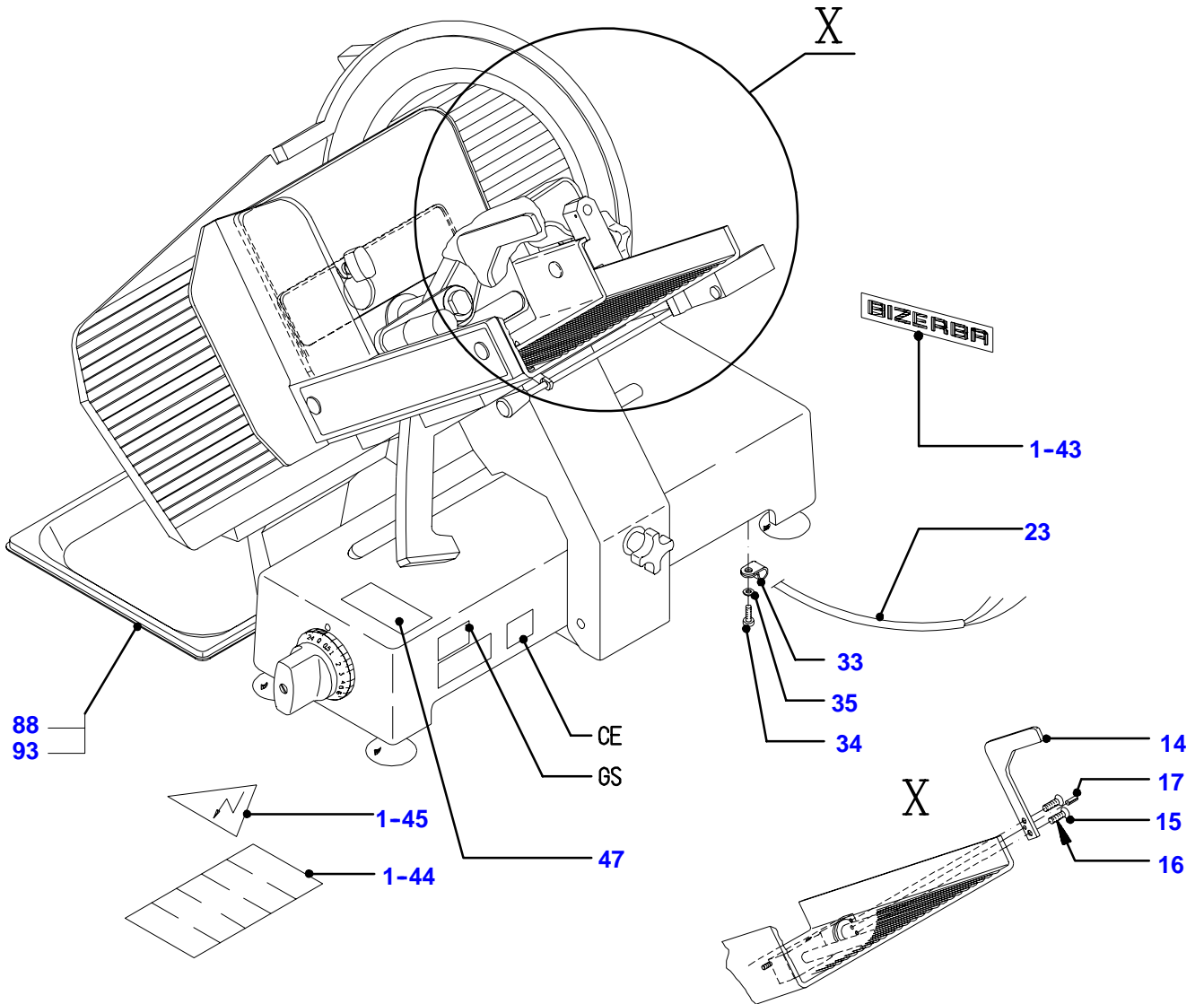


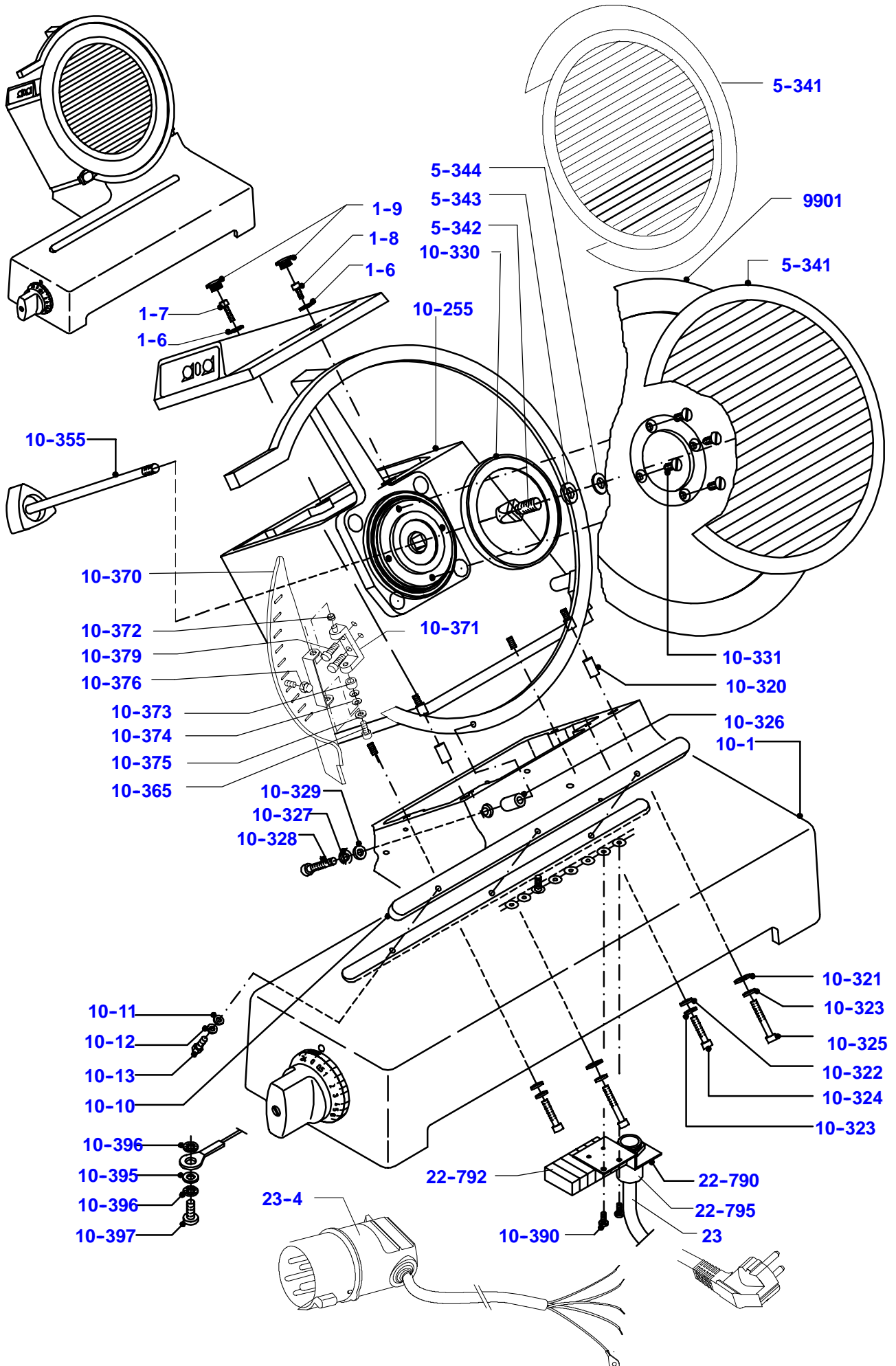
Complete group of spare parts can be ordered.



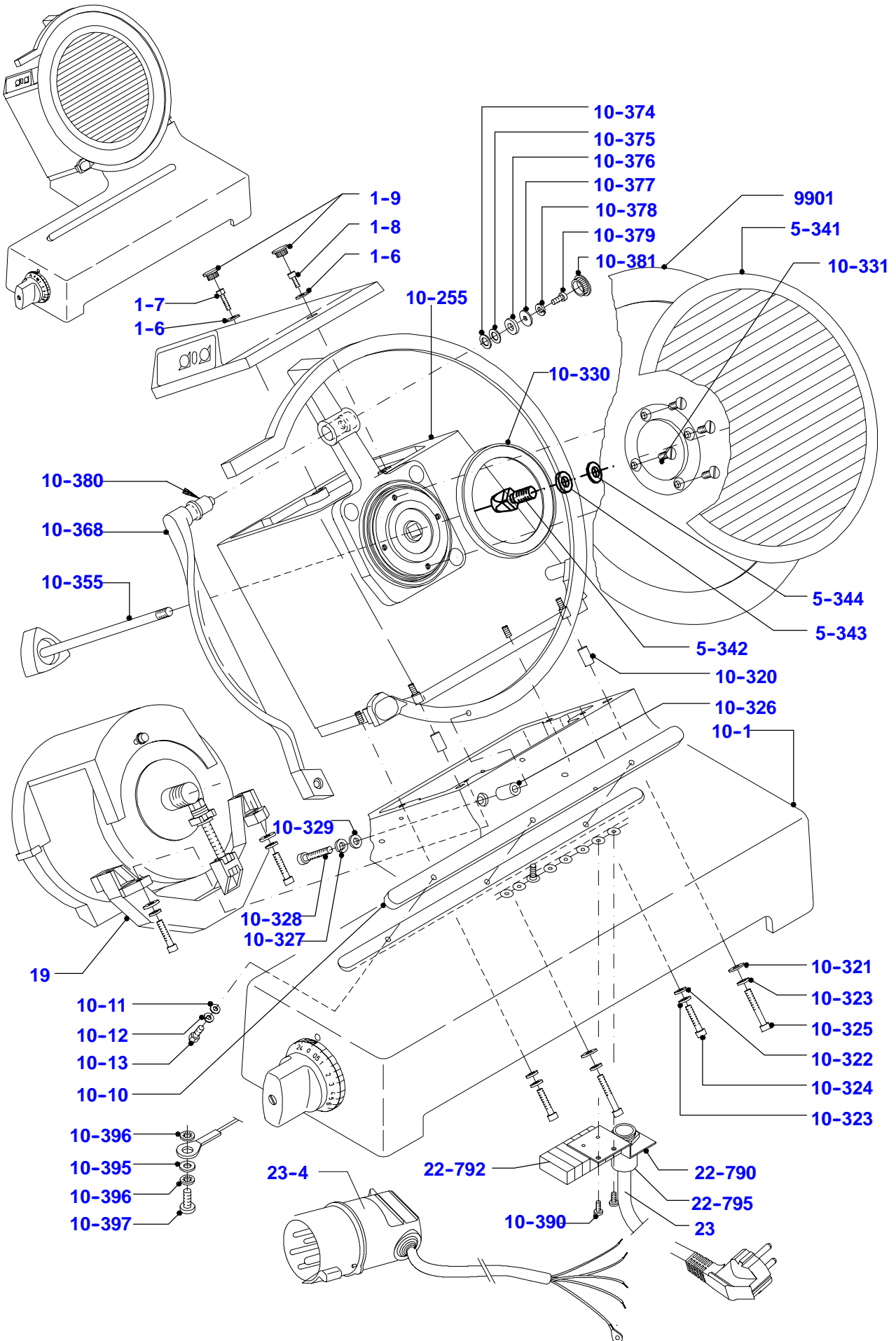
Only single parts of this spare part group can be ordered.

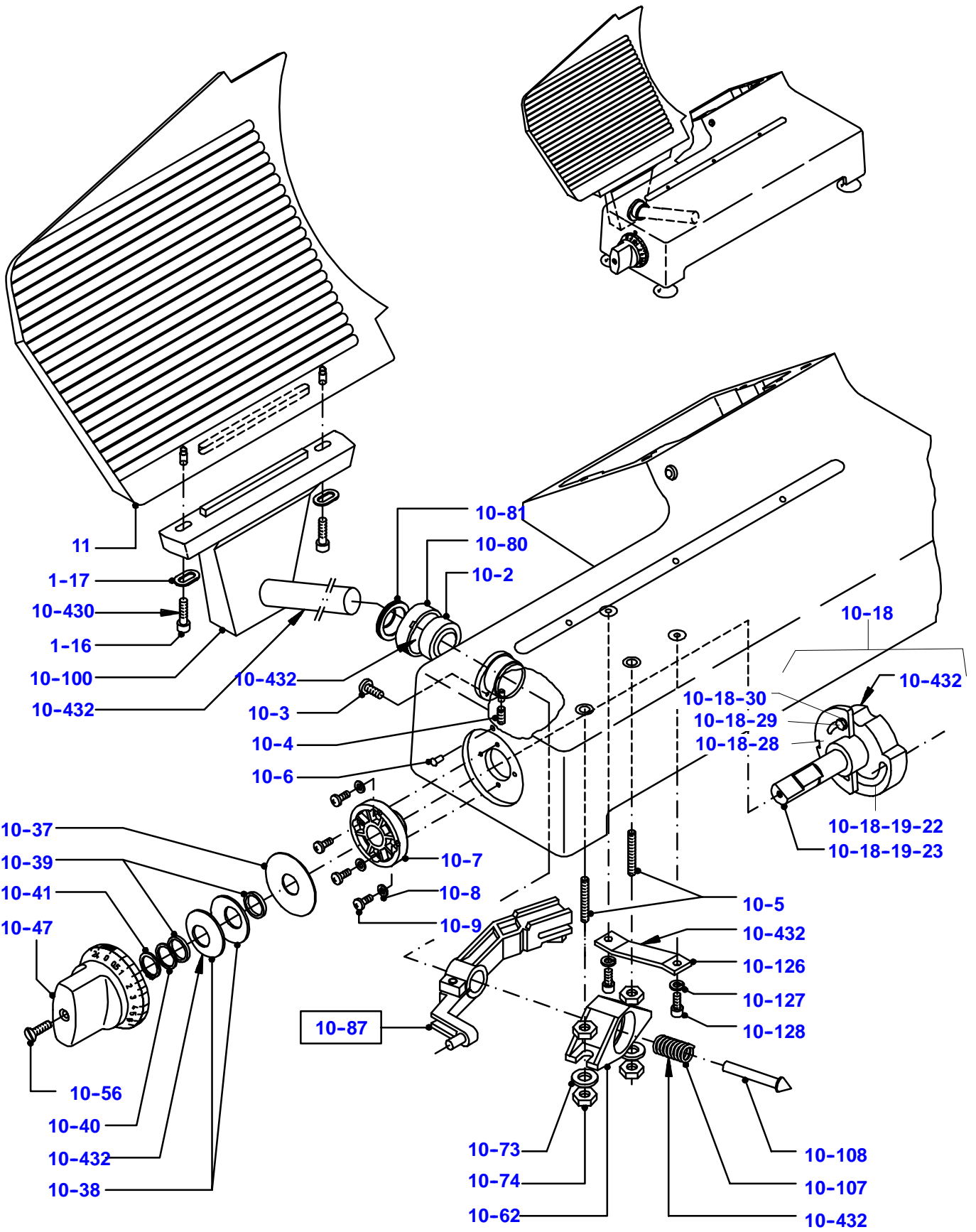
Bitte unbedingt 11 stellige **Bestell-Nr.** angeben
 Please always indicate 11 digit **Order No.**
 Absolument nécessaire d'indiquer **No.de commande** (11 chiffres)
 Favorisca specificarci sempre il **N. di ordine** a 11 cifre
 Es imprescindible que citen el **No. de pedido** (11 guarismos)



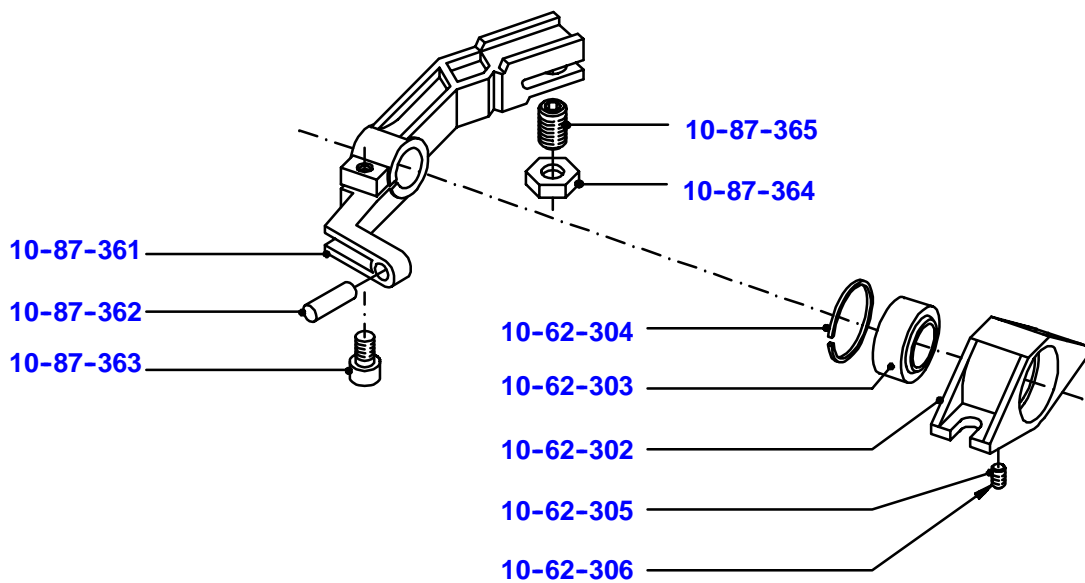
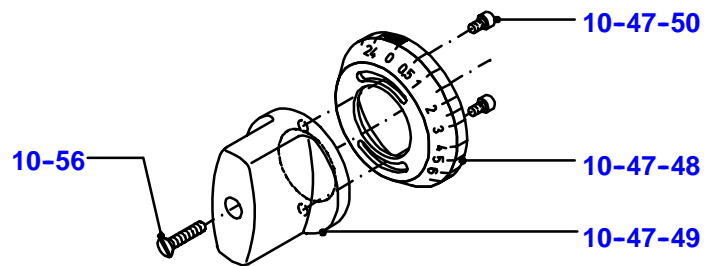
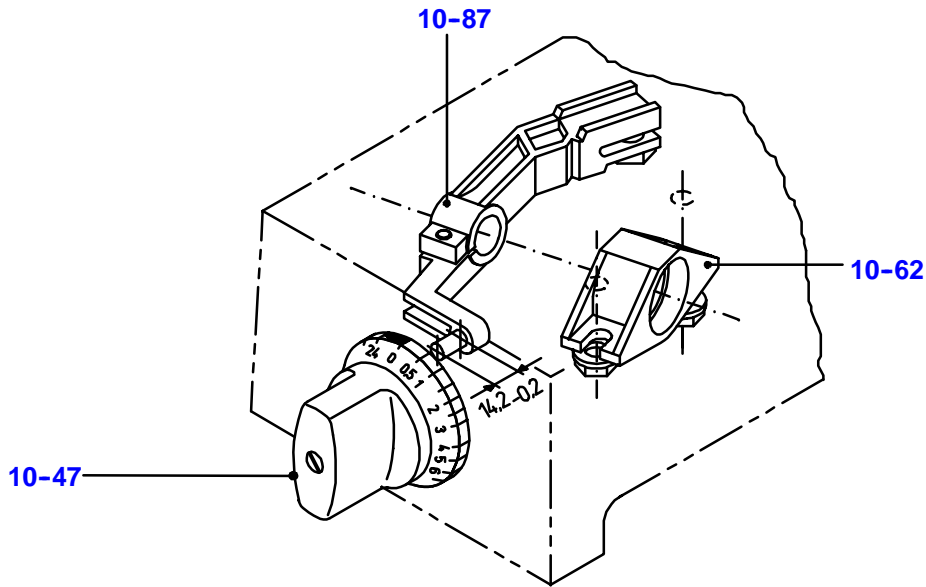


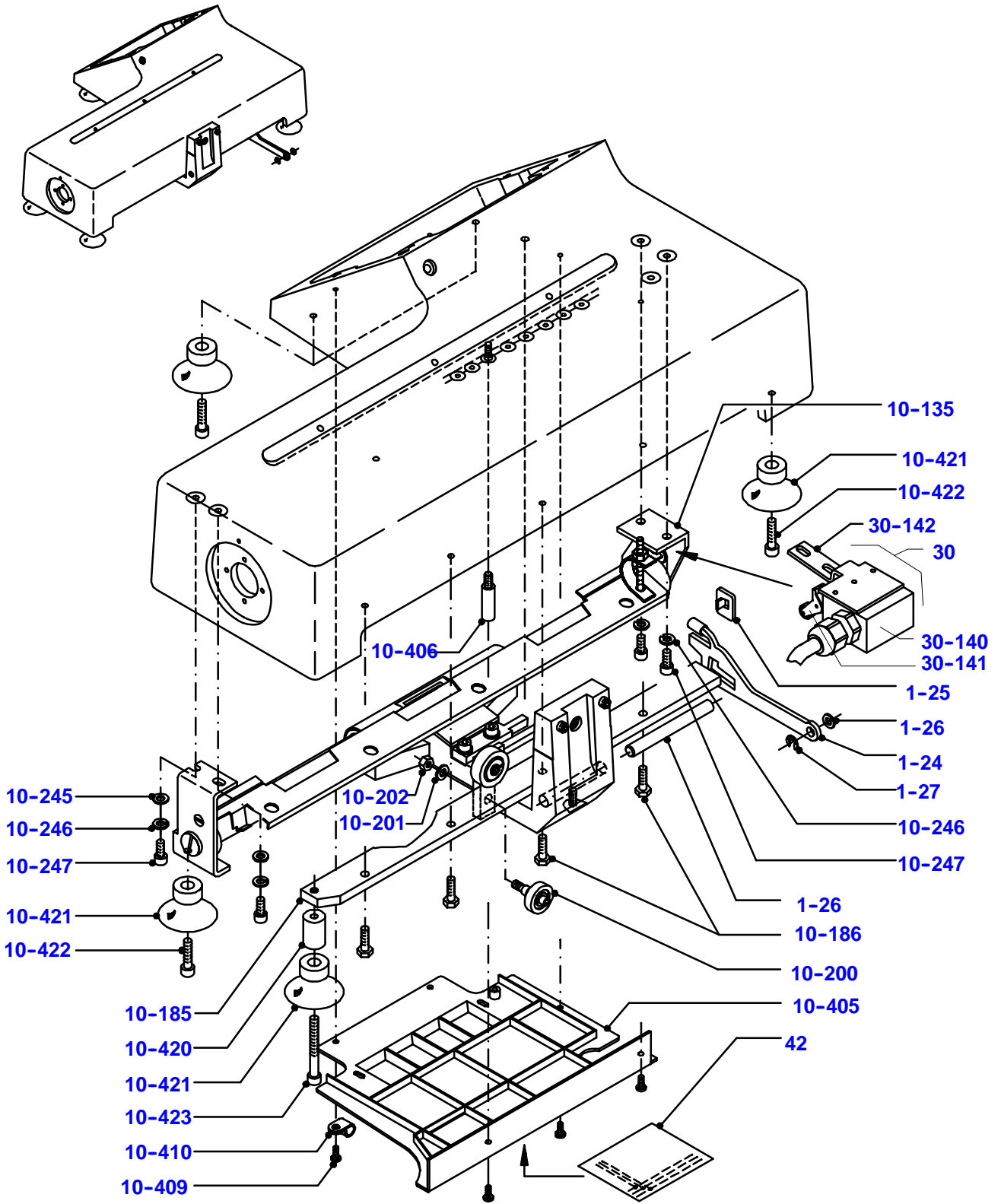
4



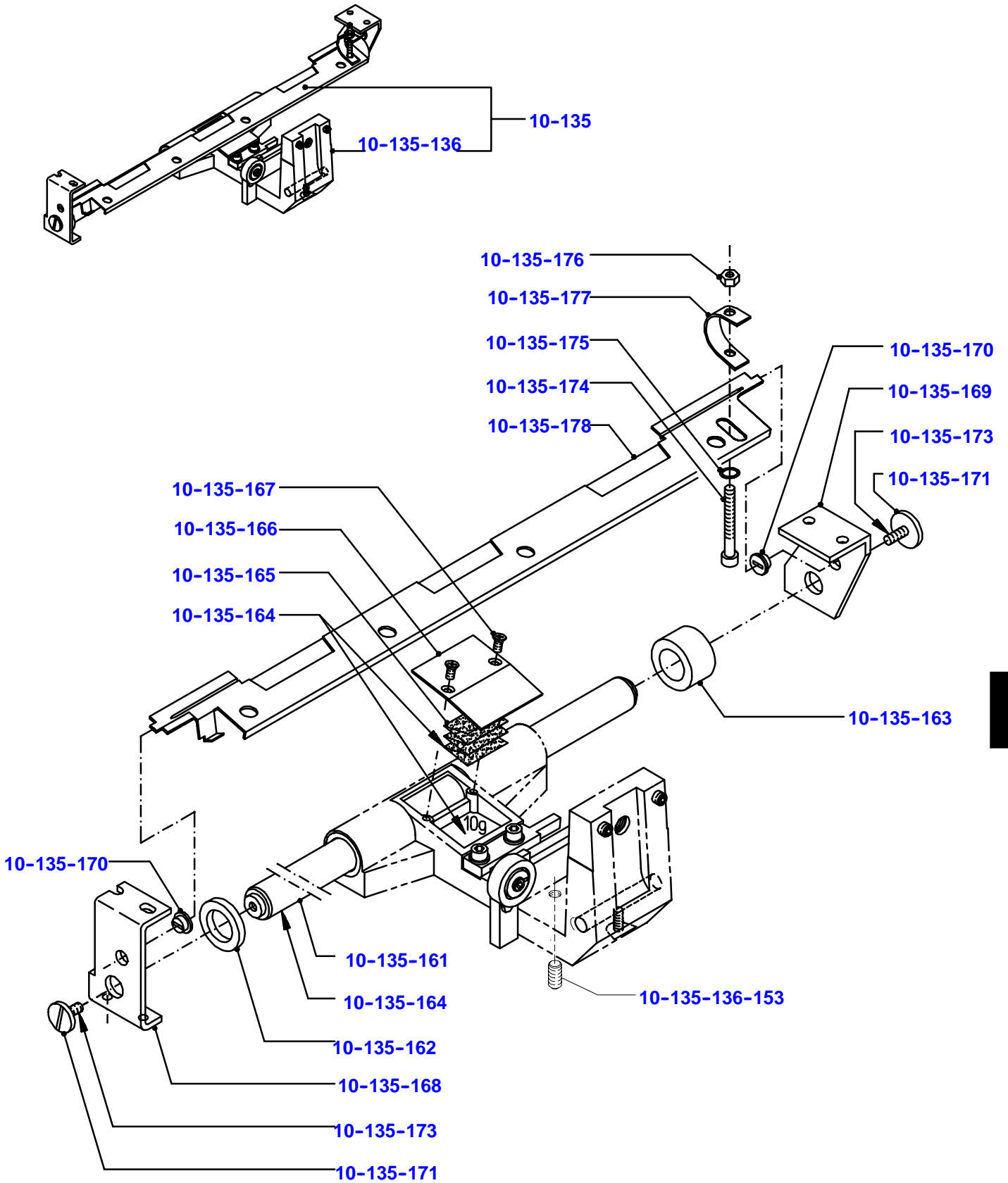


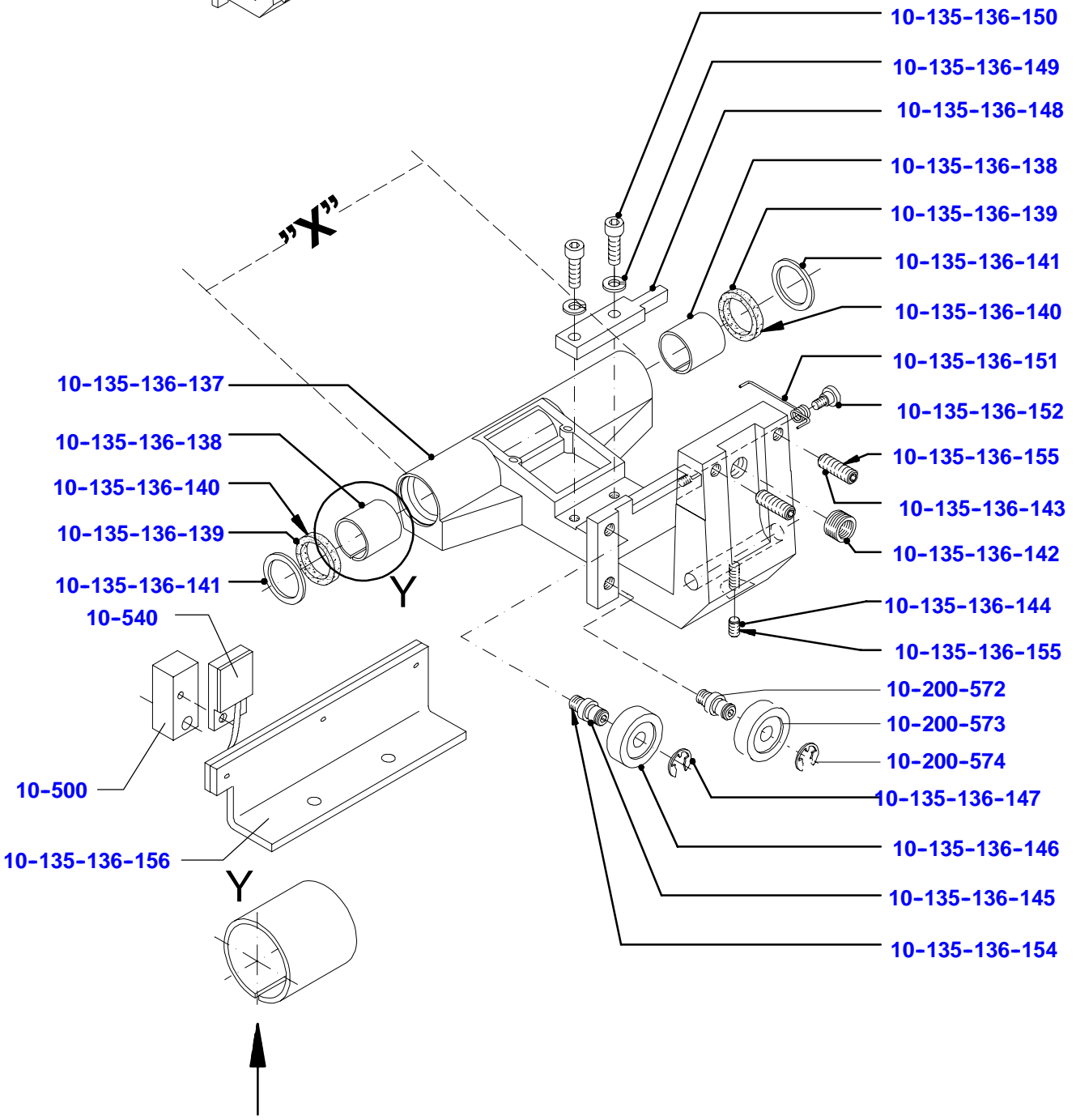
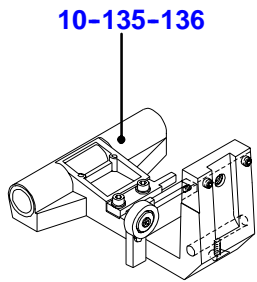
4



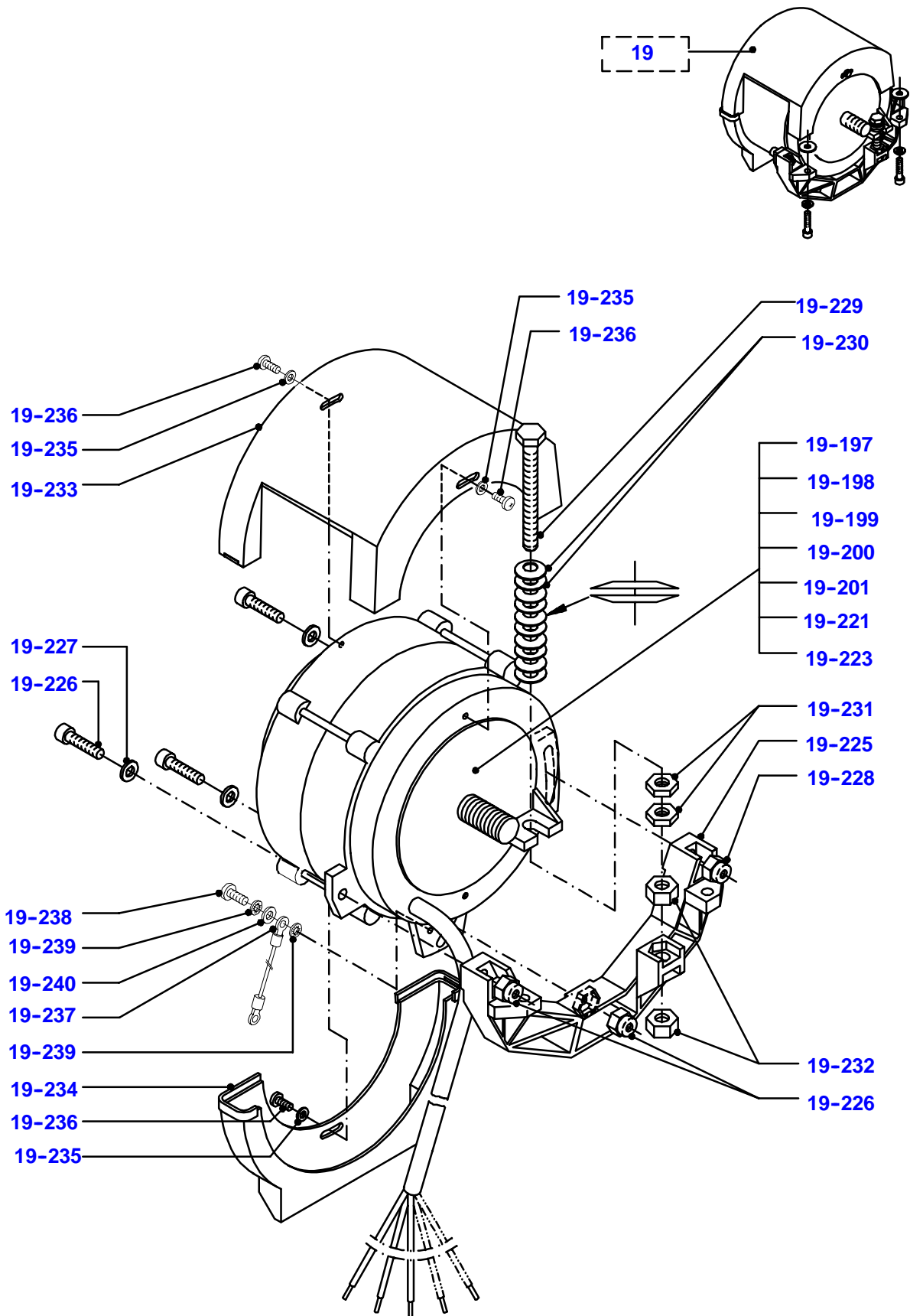


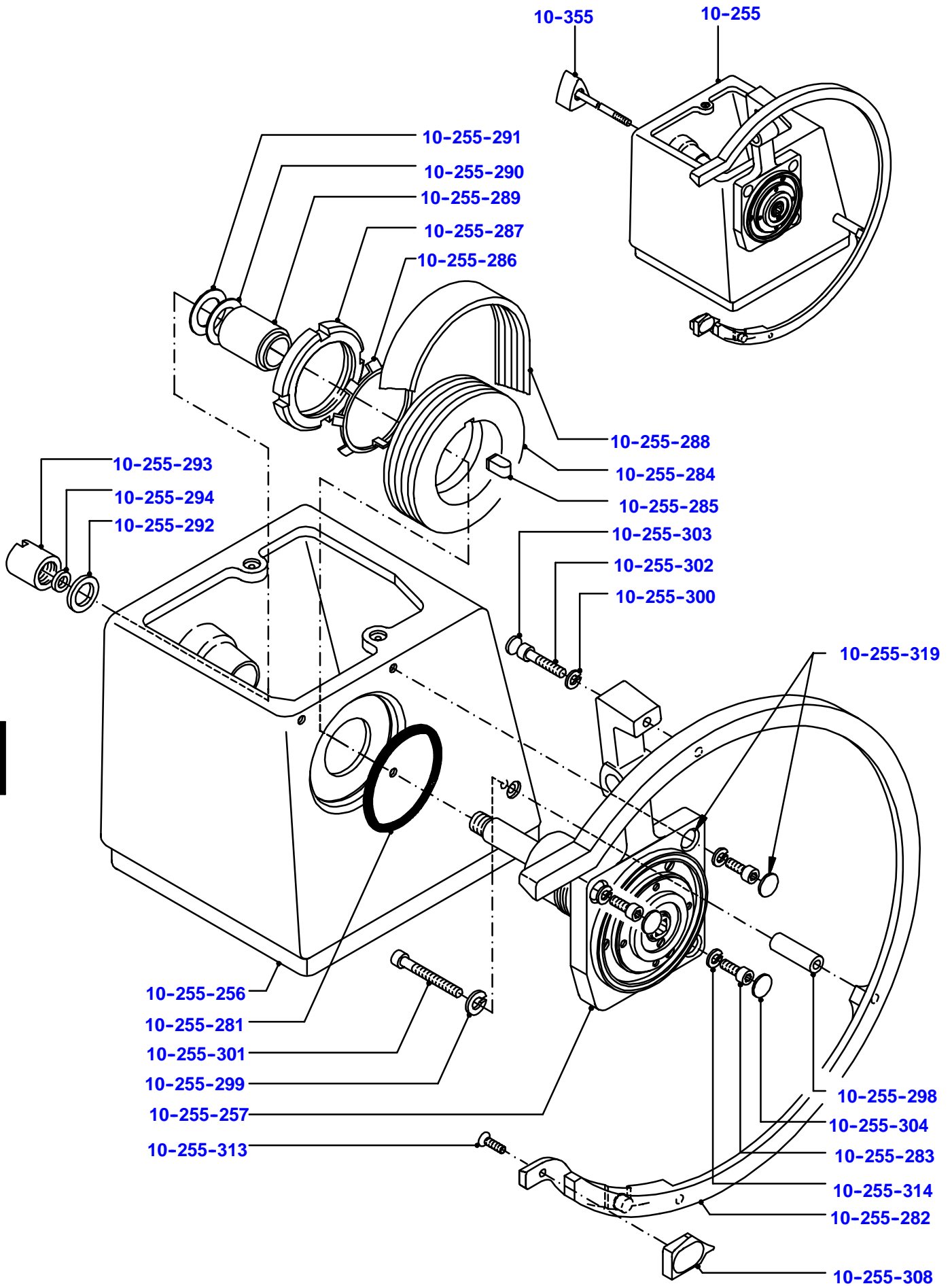
4



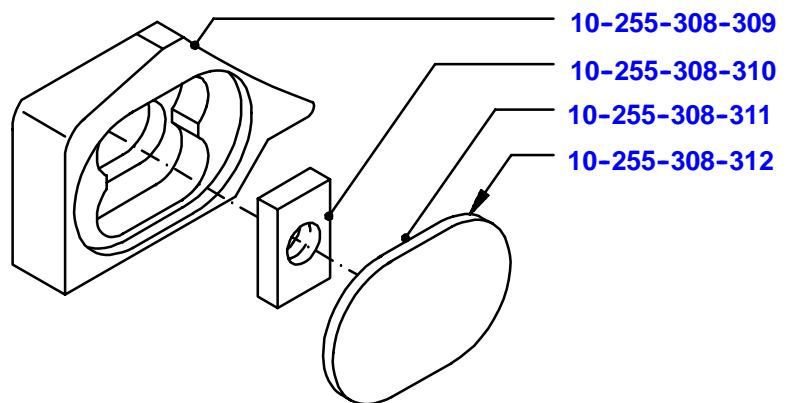
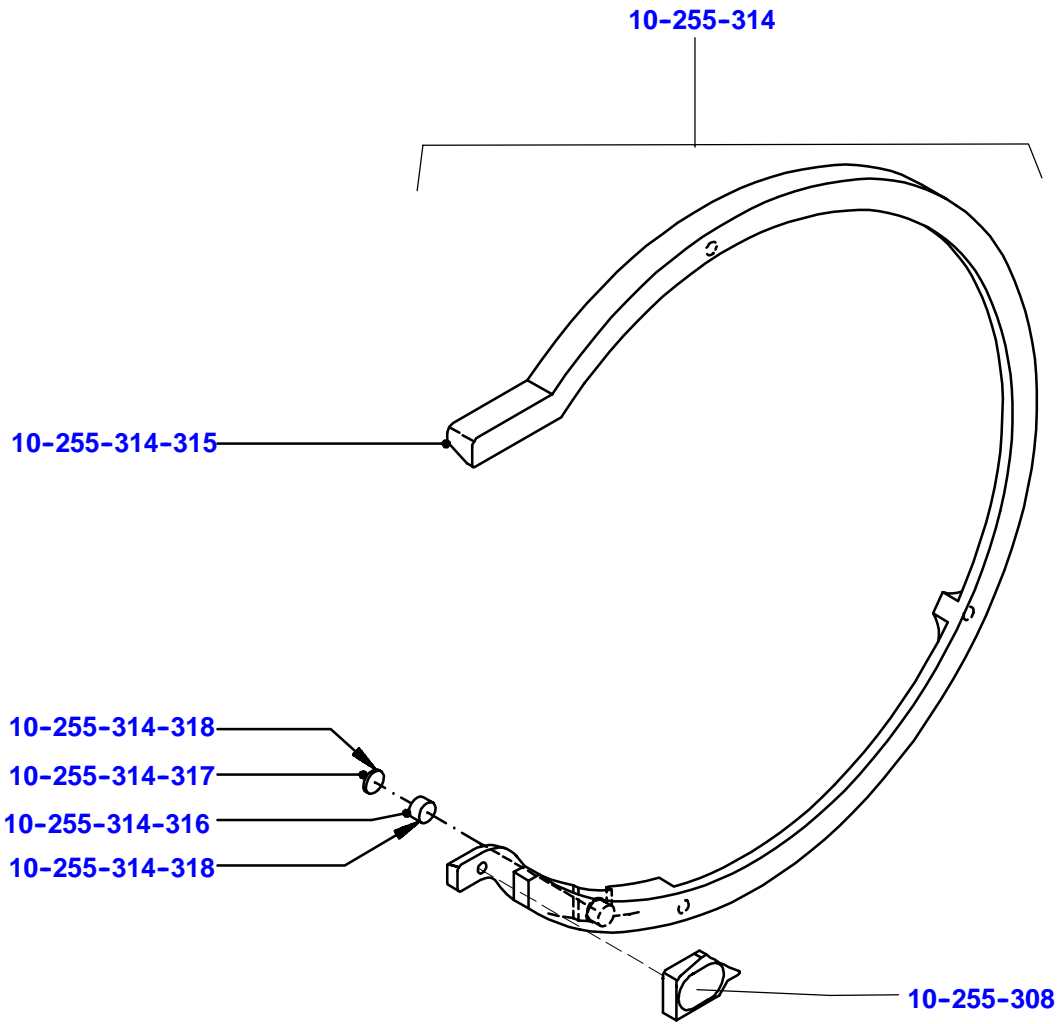


4

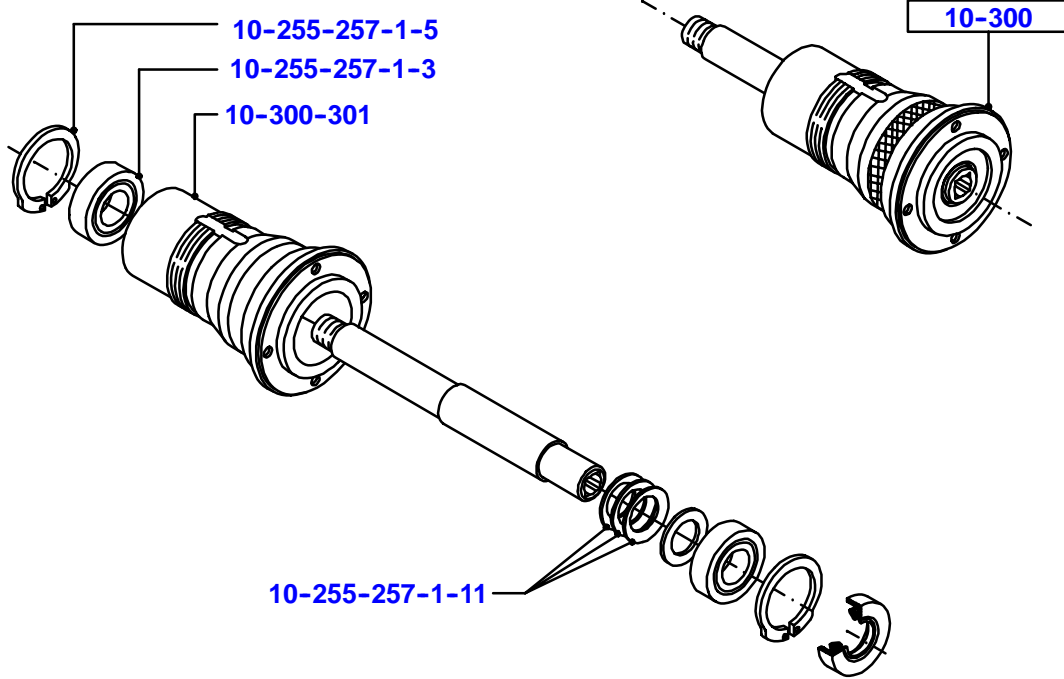




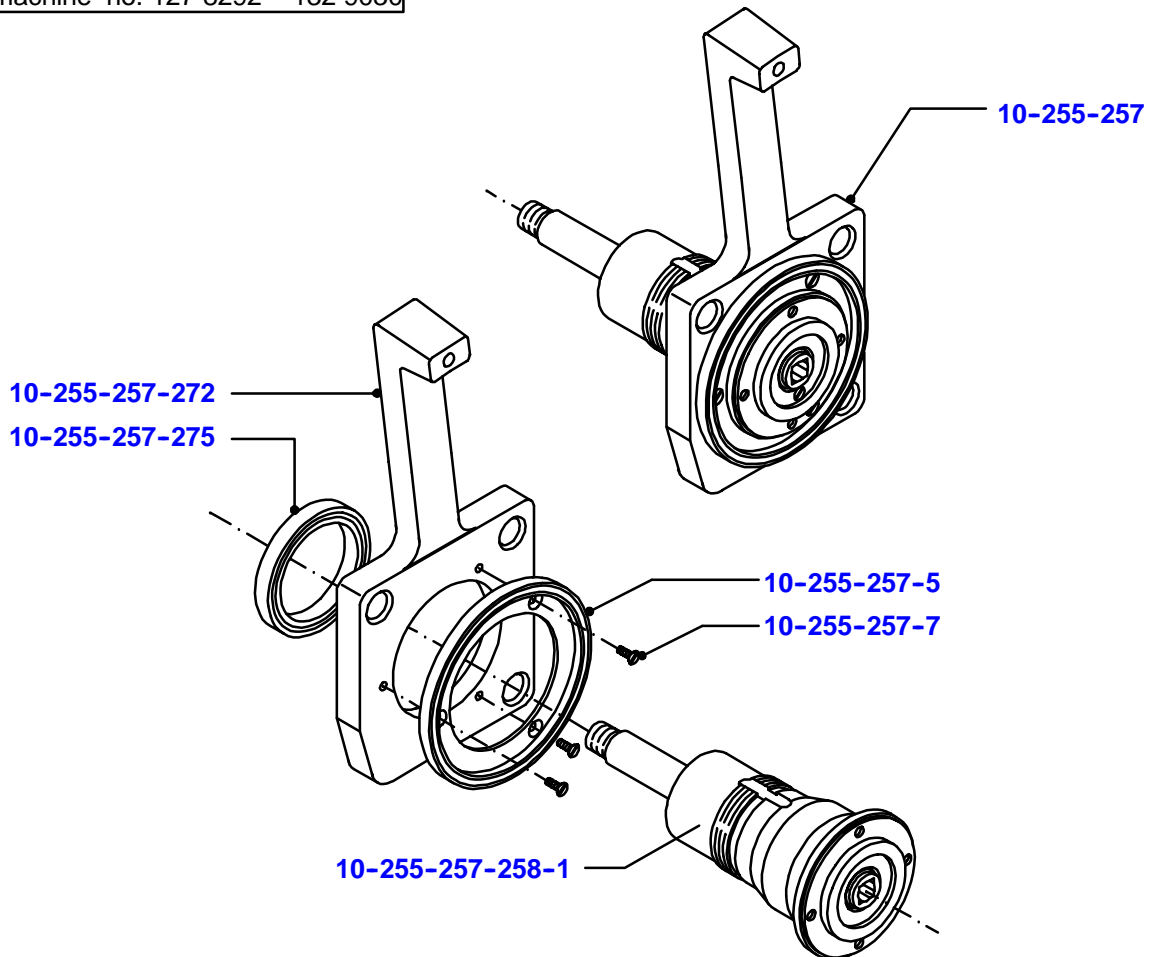
4



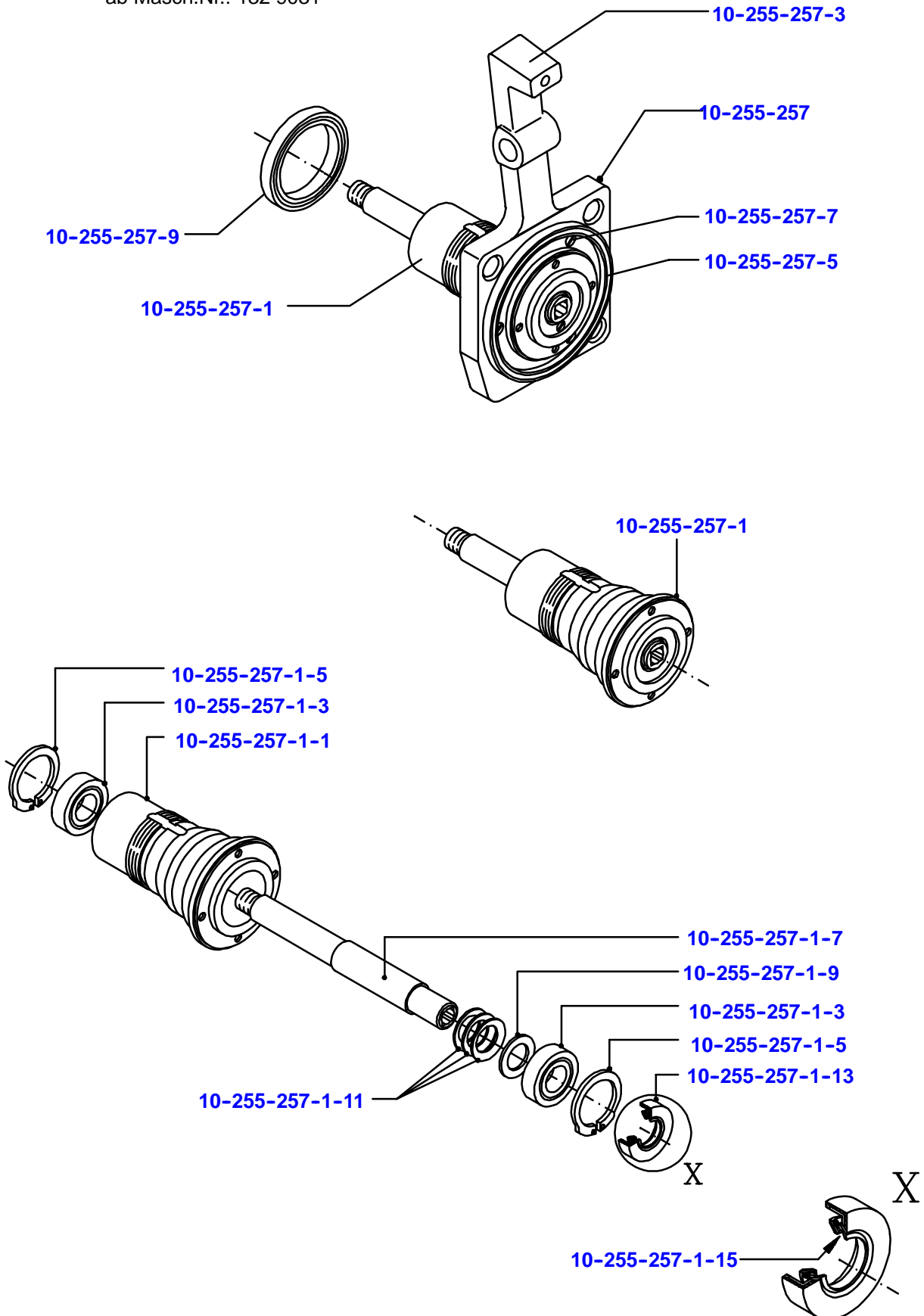
from machine-no. 119 8836 - 127 8291

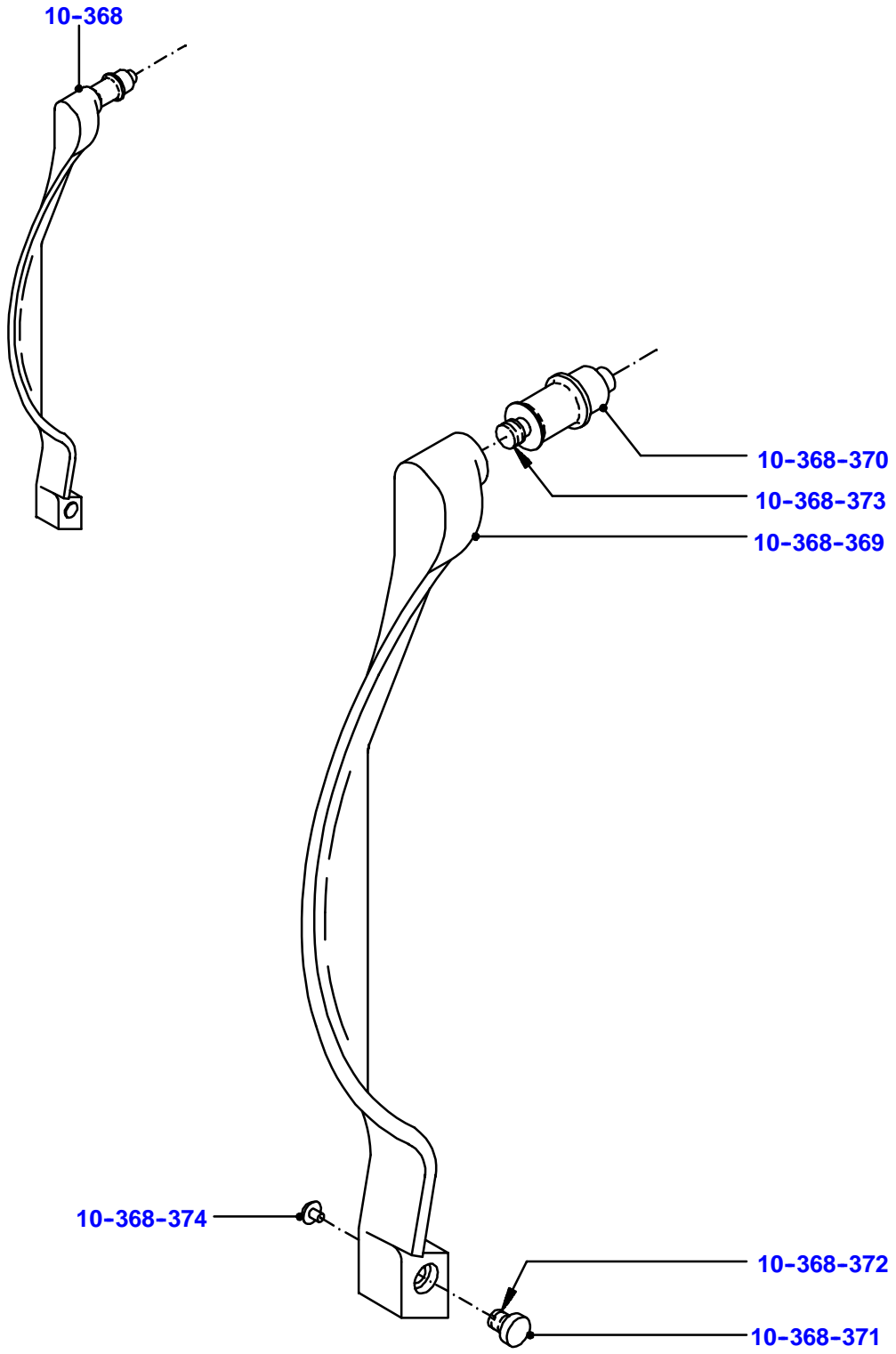


from machine-no. 127 8292 - 132 9030

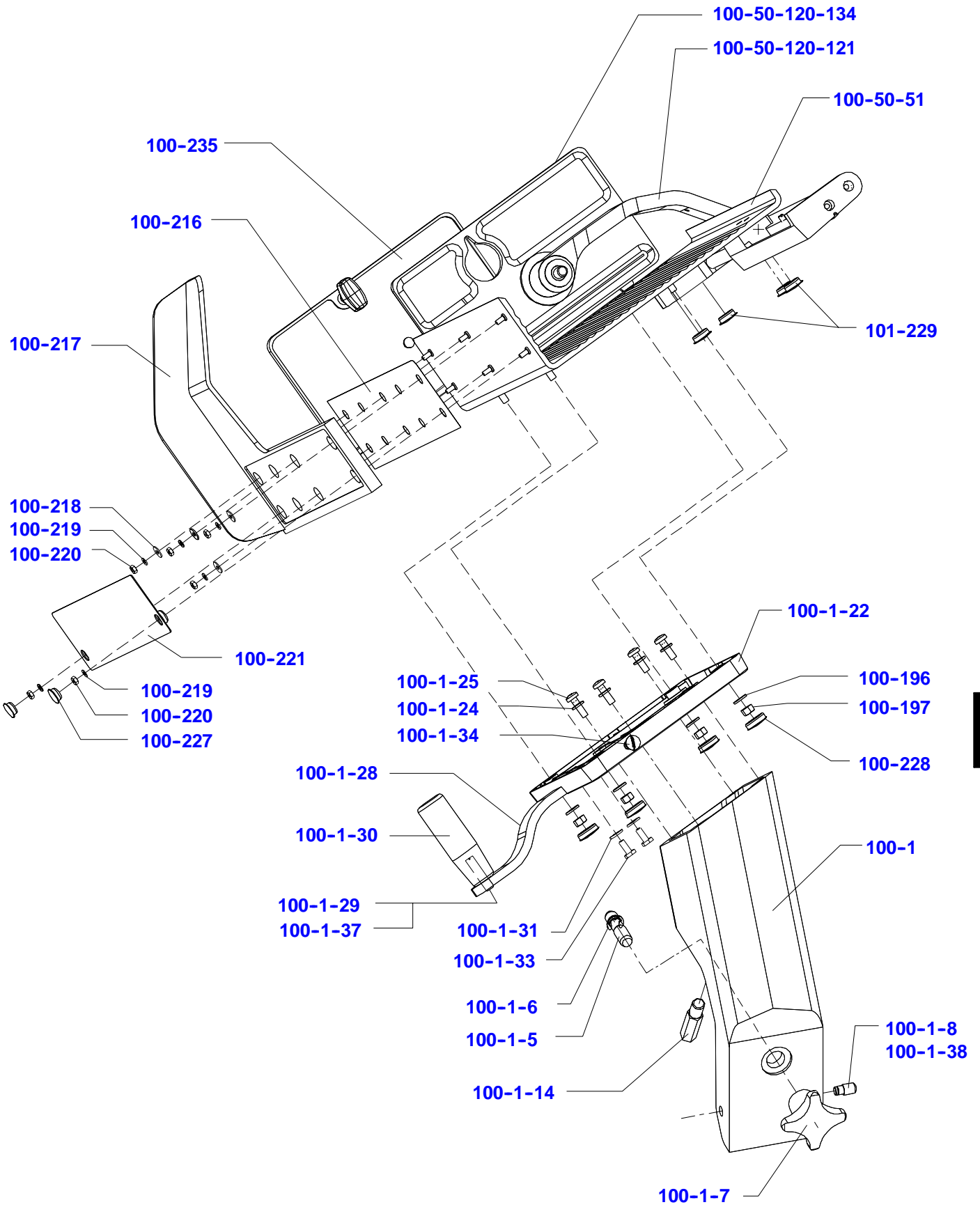


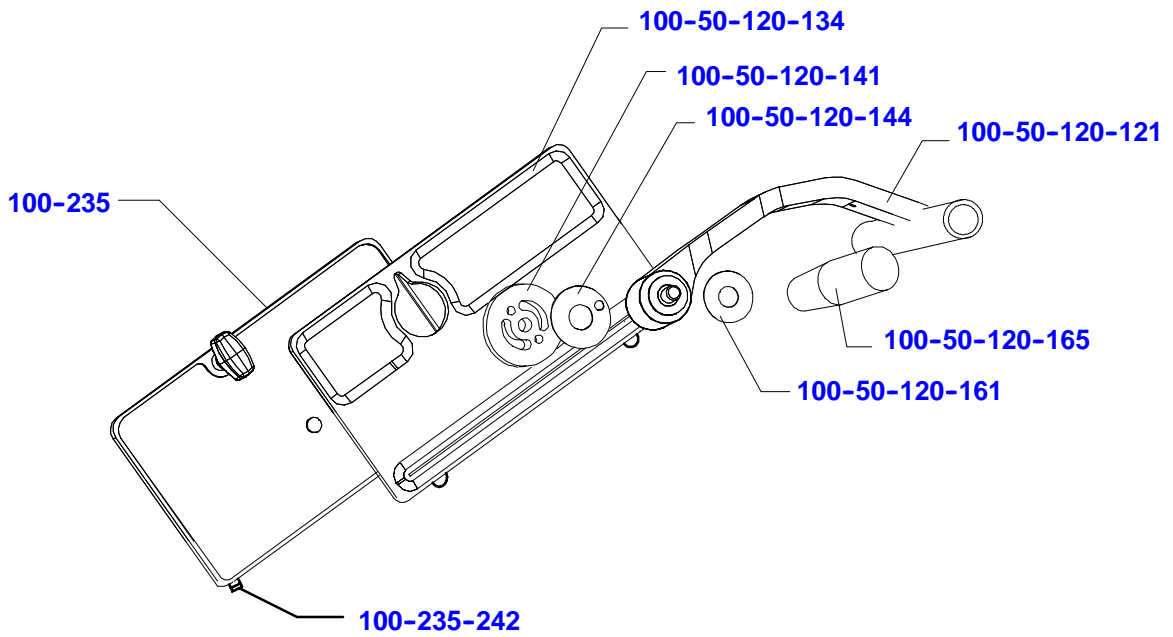
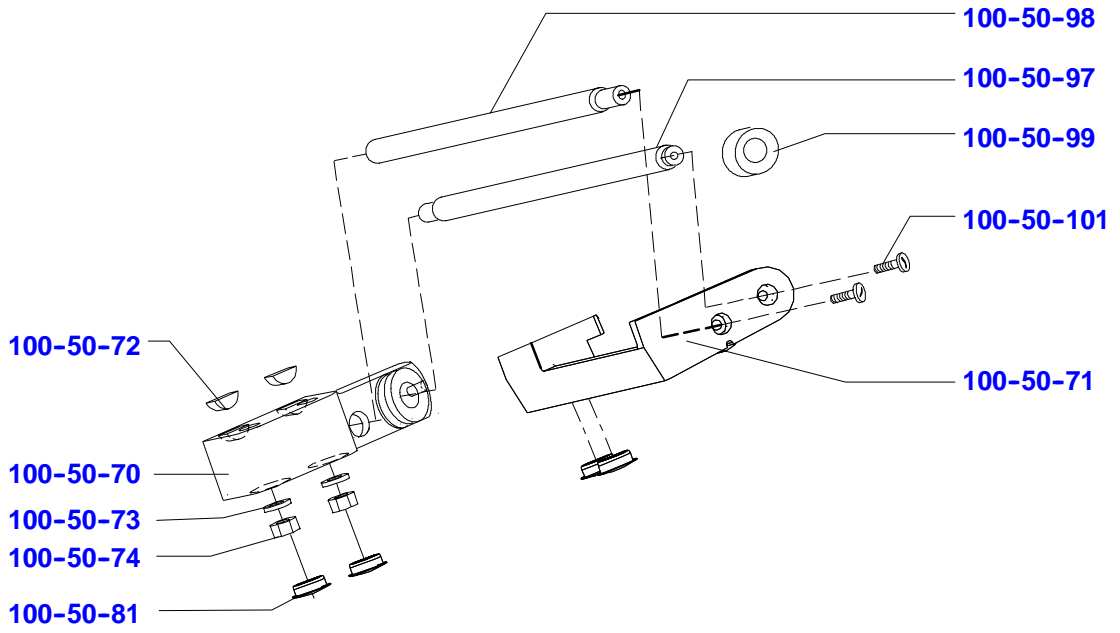
ab Masch.Nr.: 132 9031

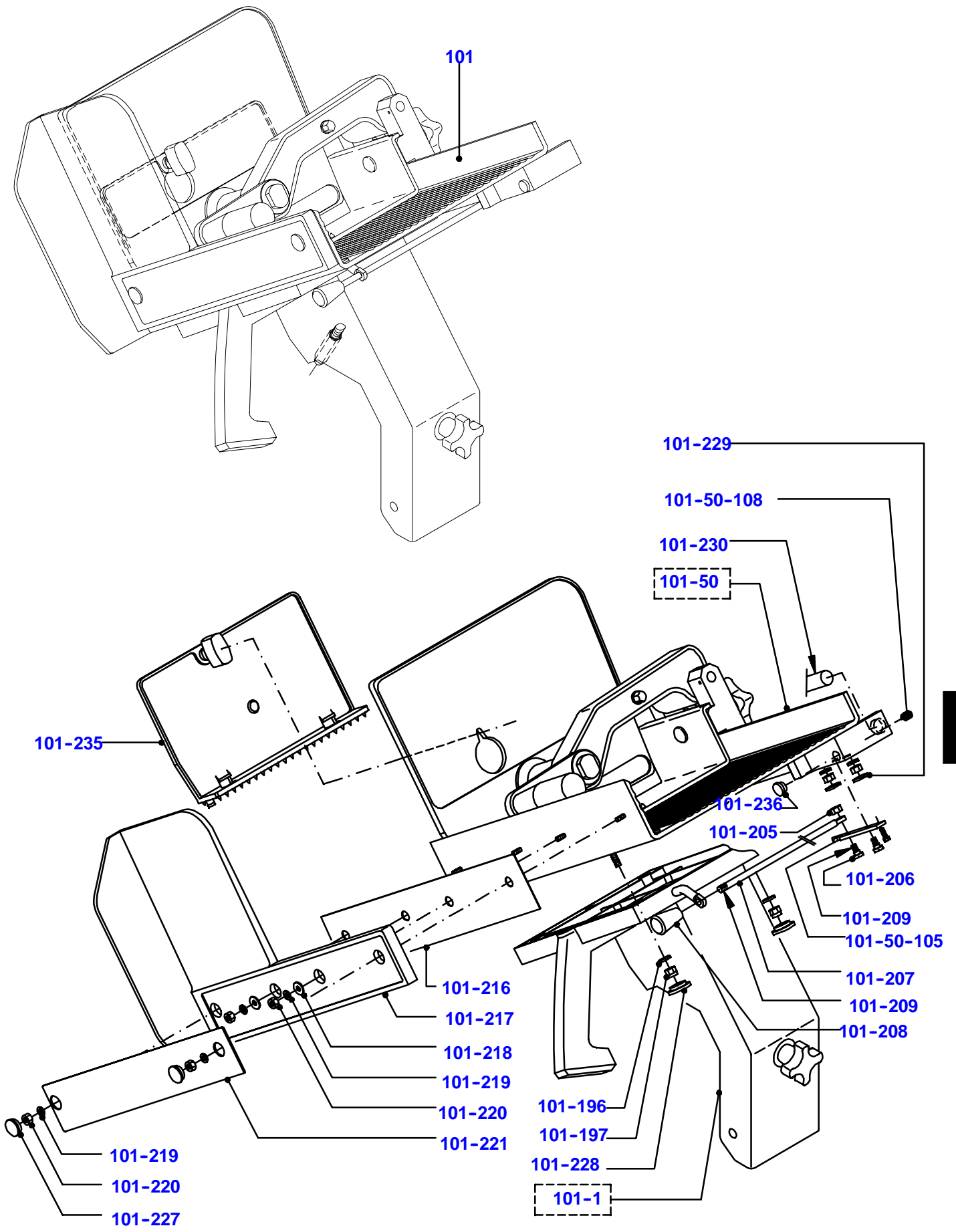


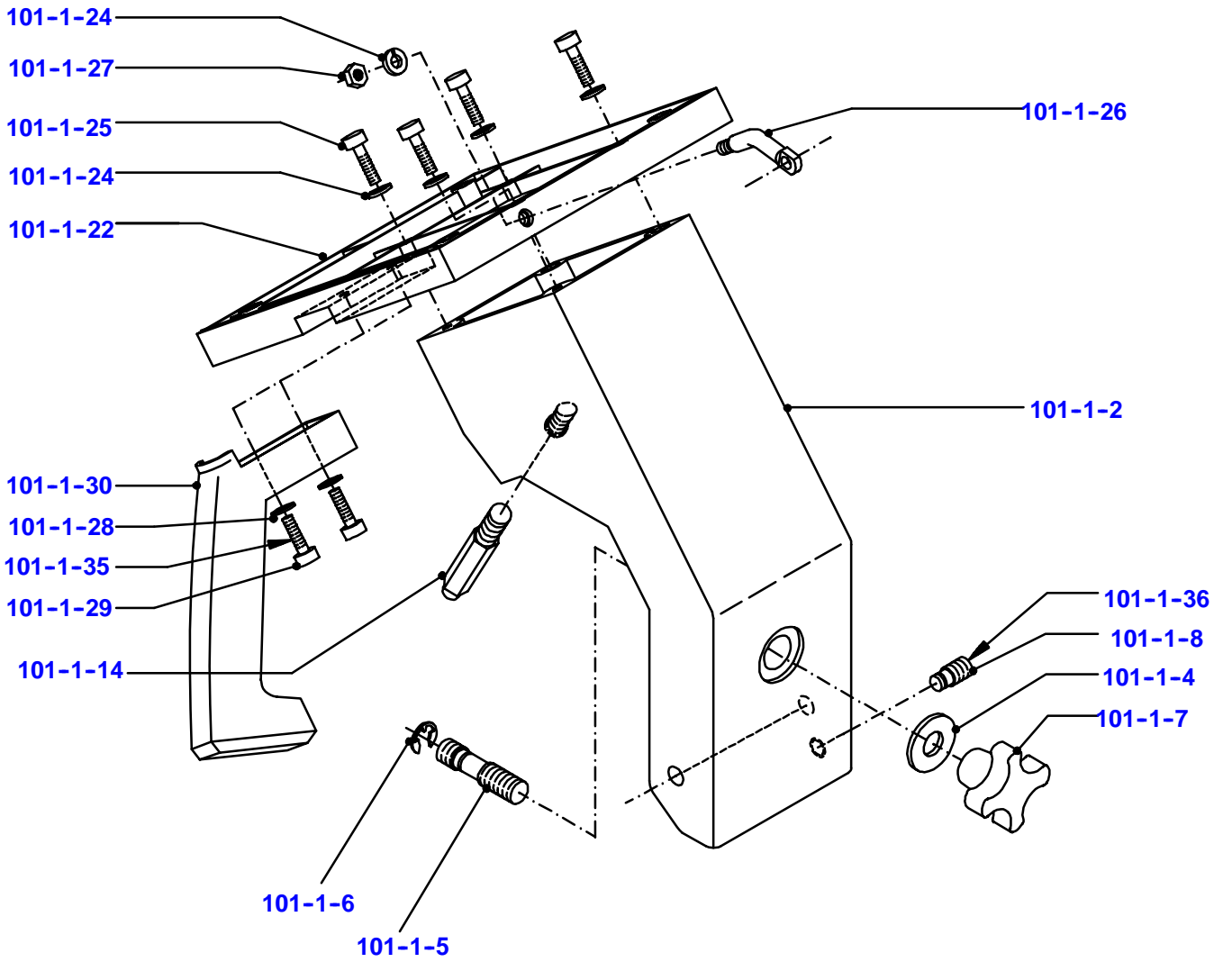
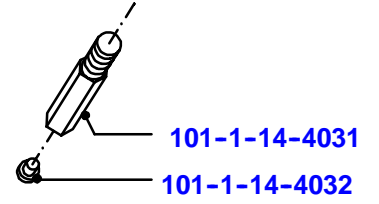
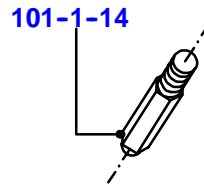
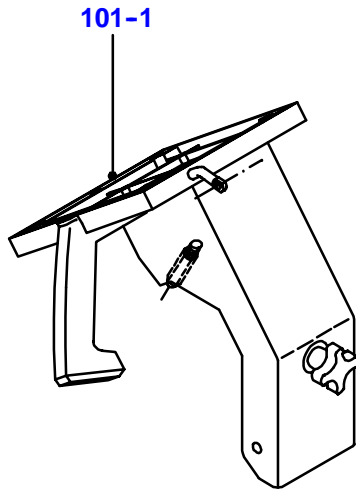


4

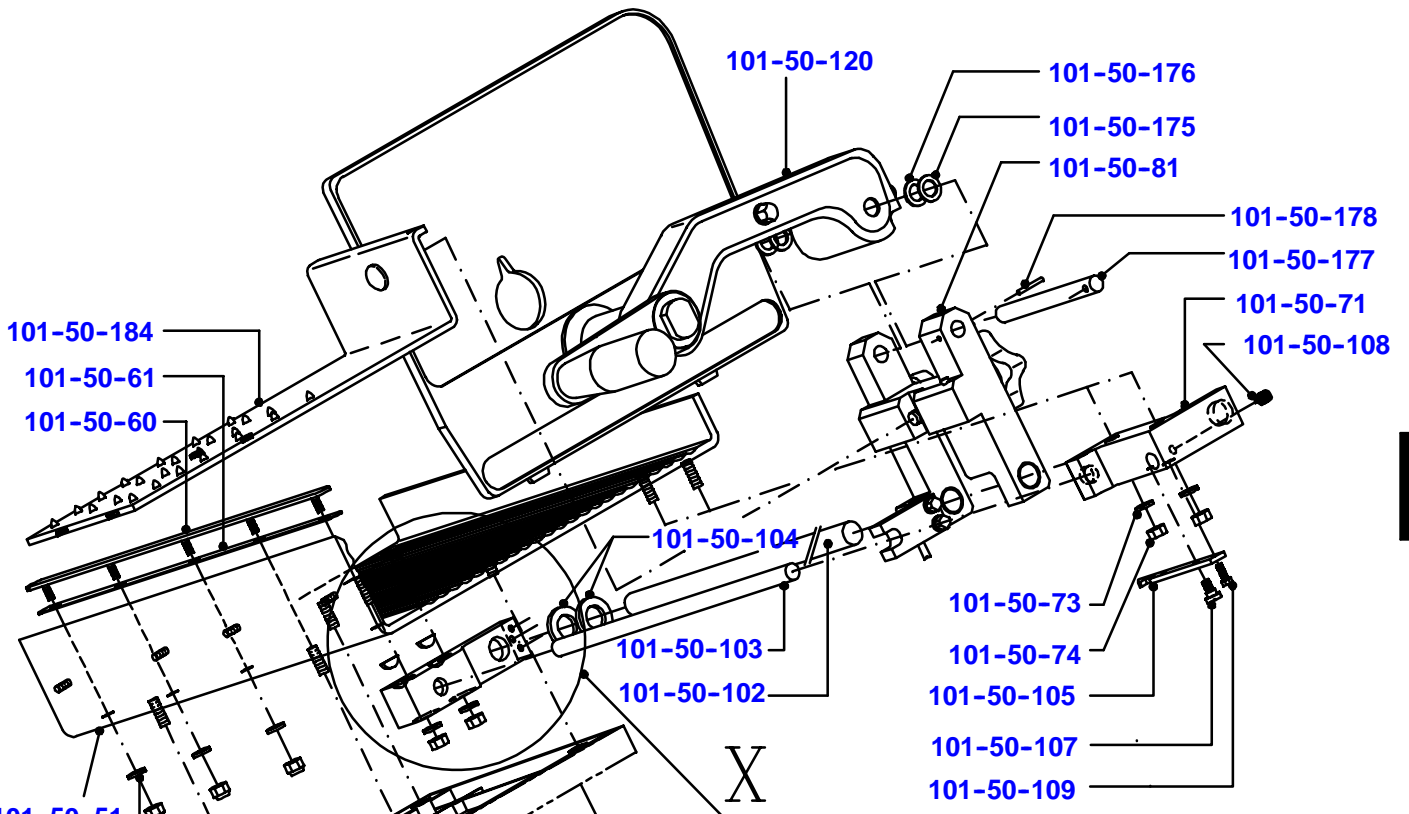
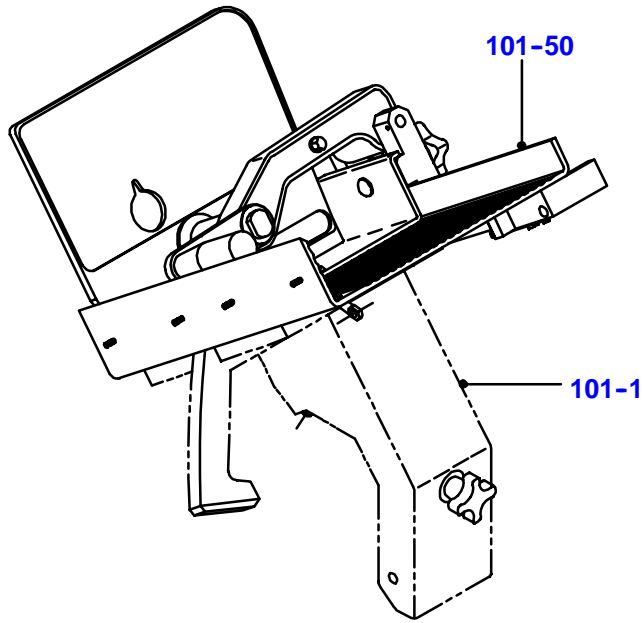




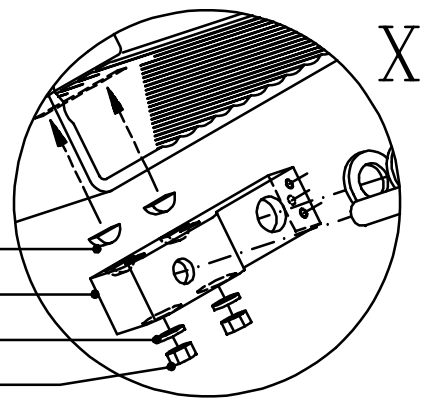


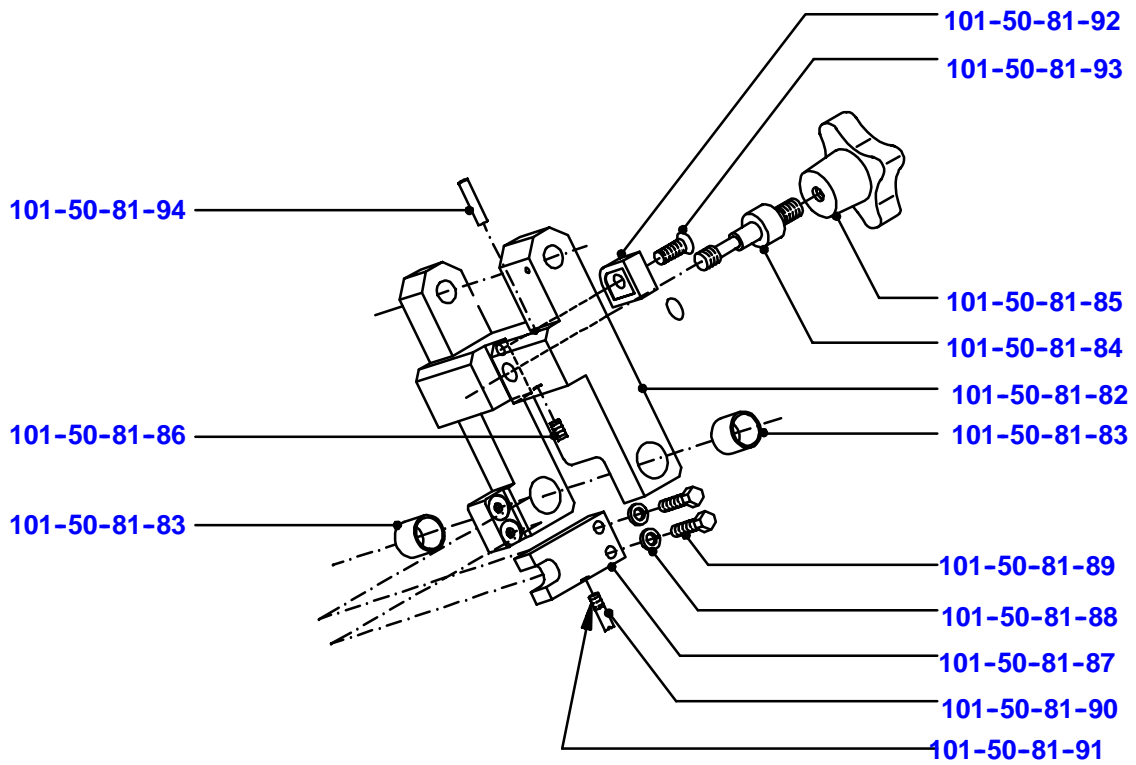
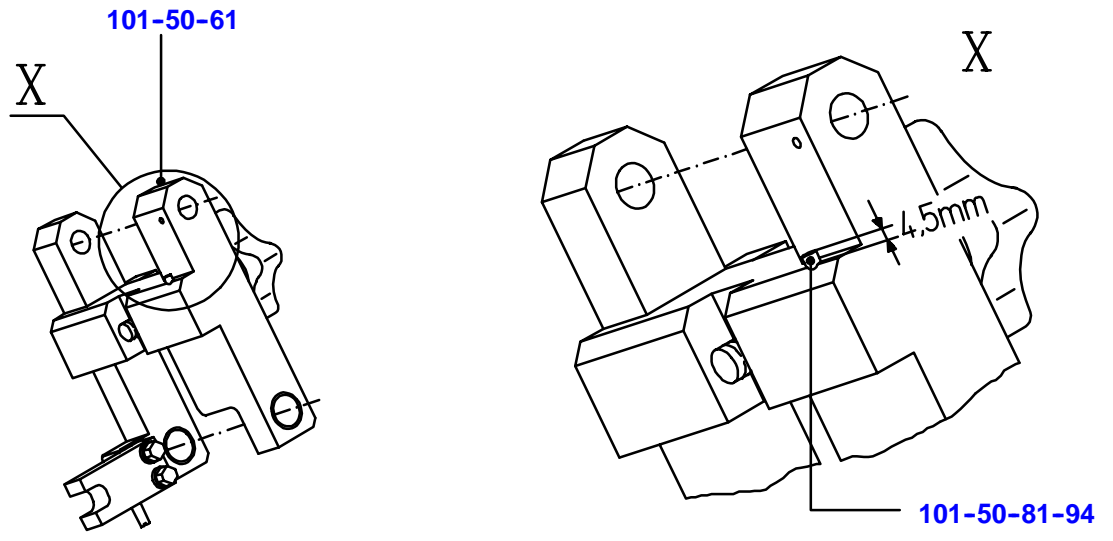


4

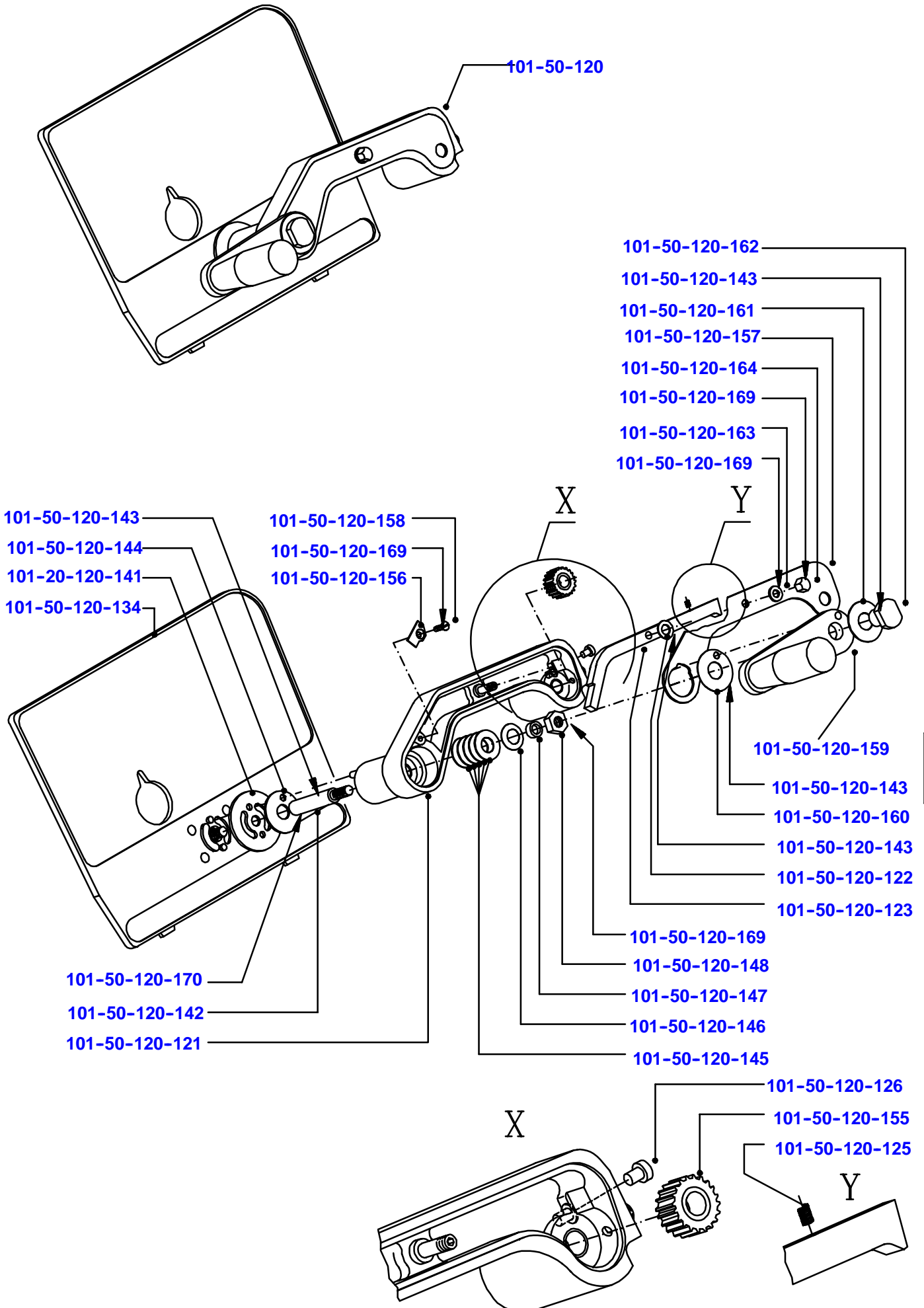


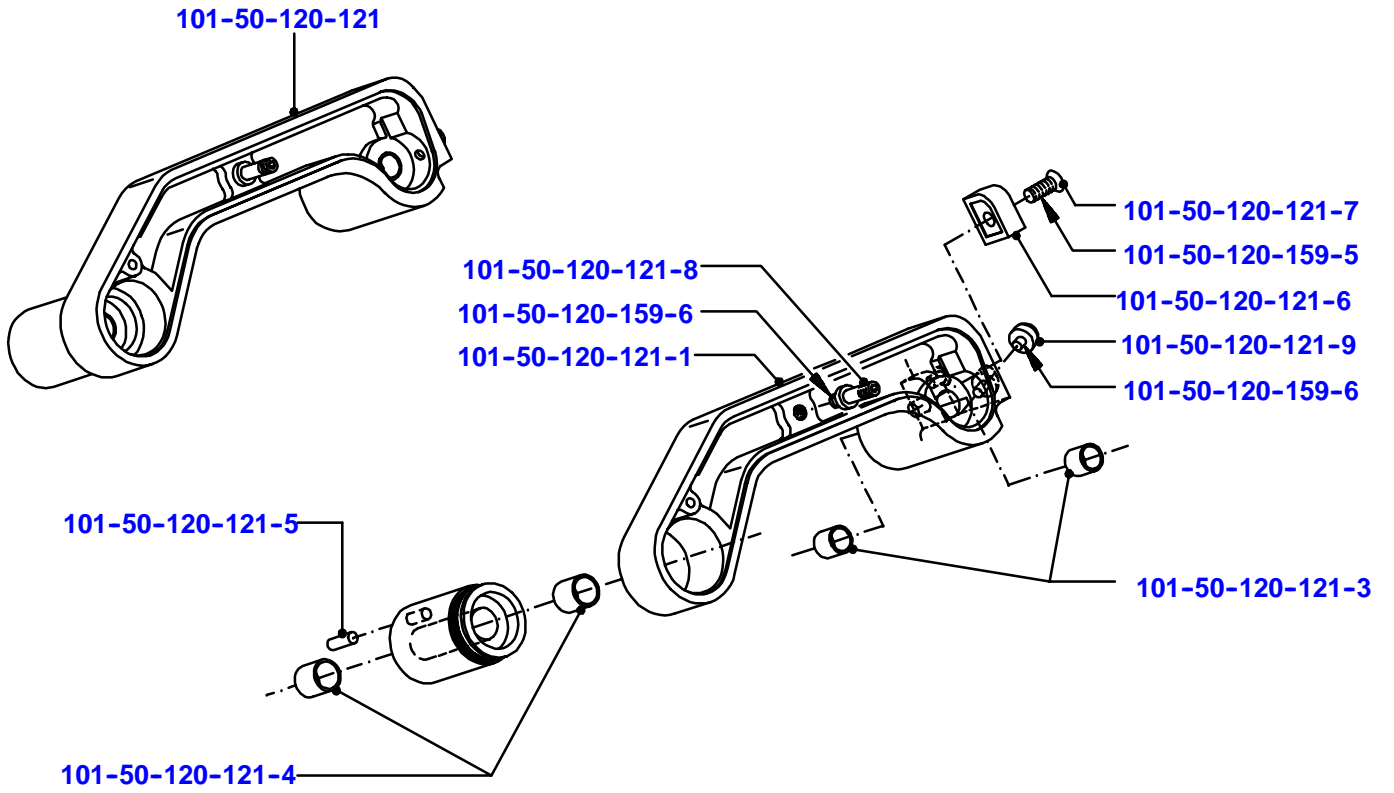
- 101-50-51
- 101-50-62
- 101-50-63



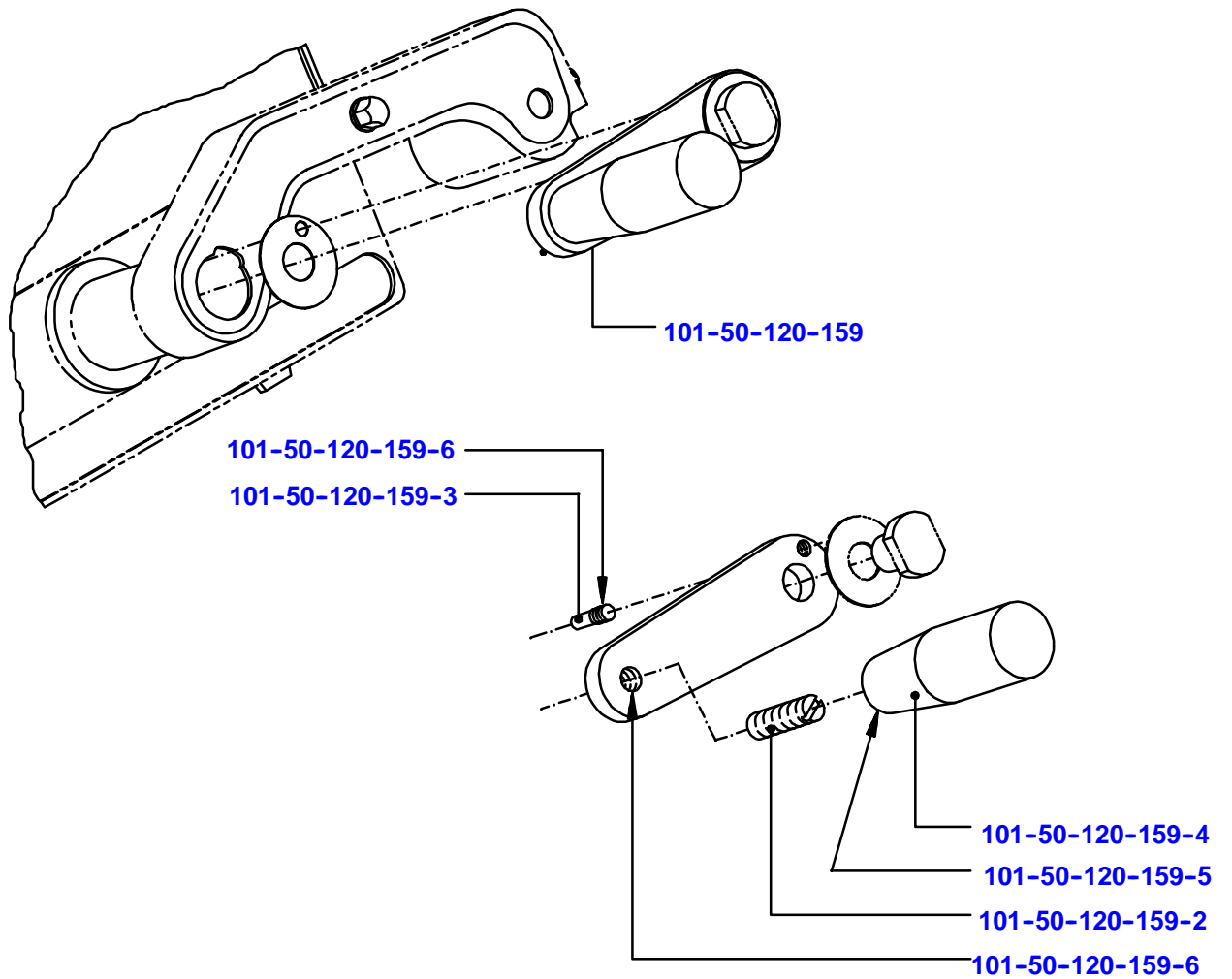


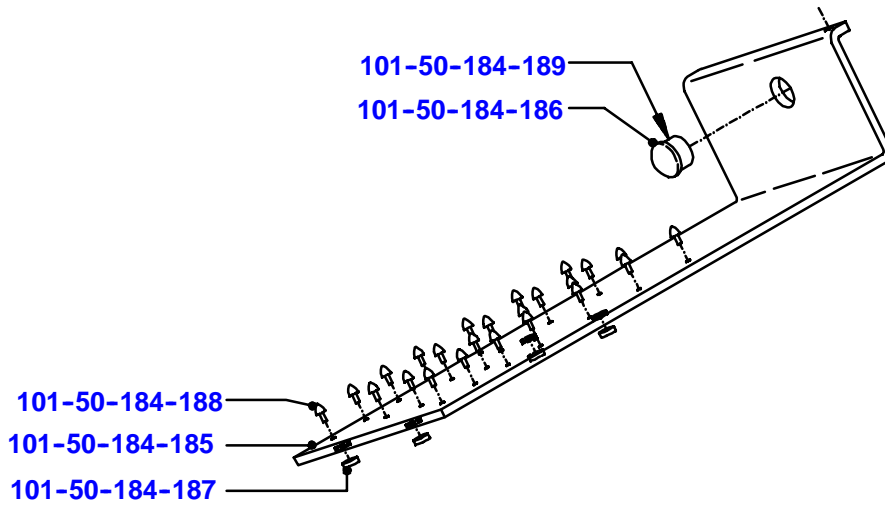
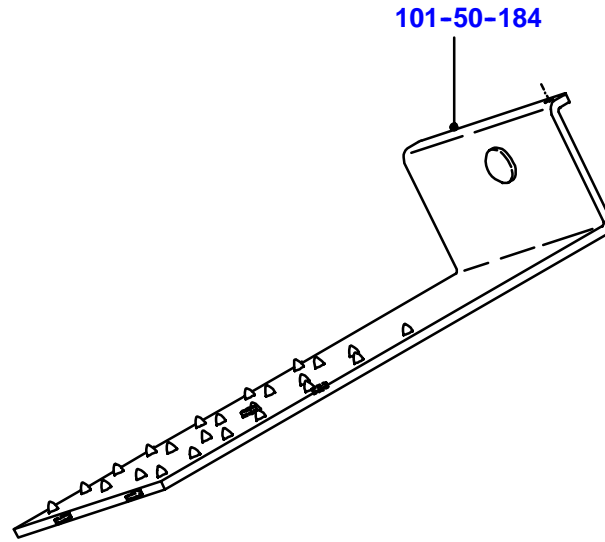
4

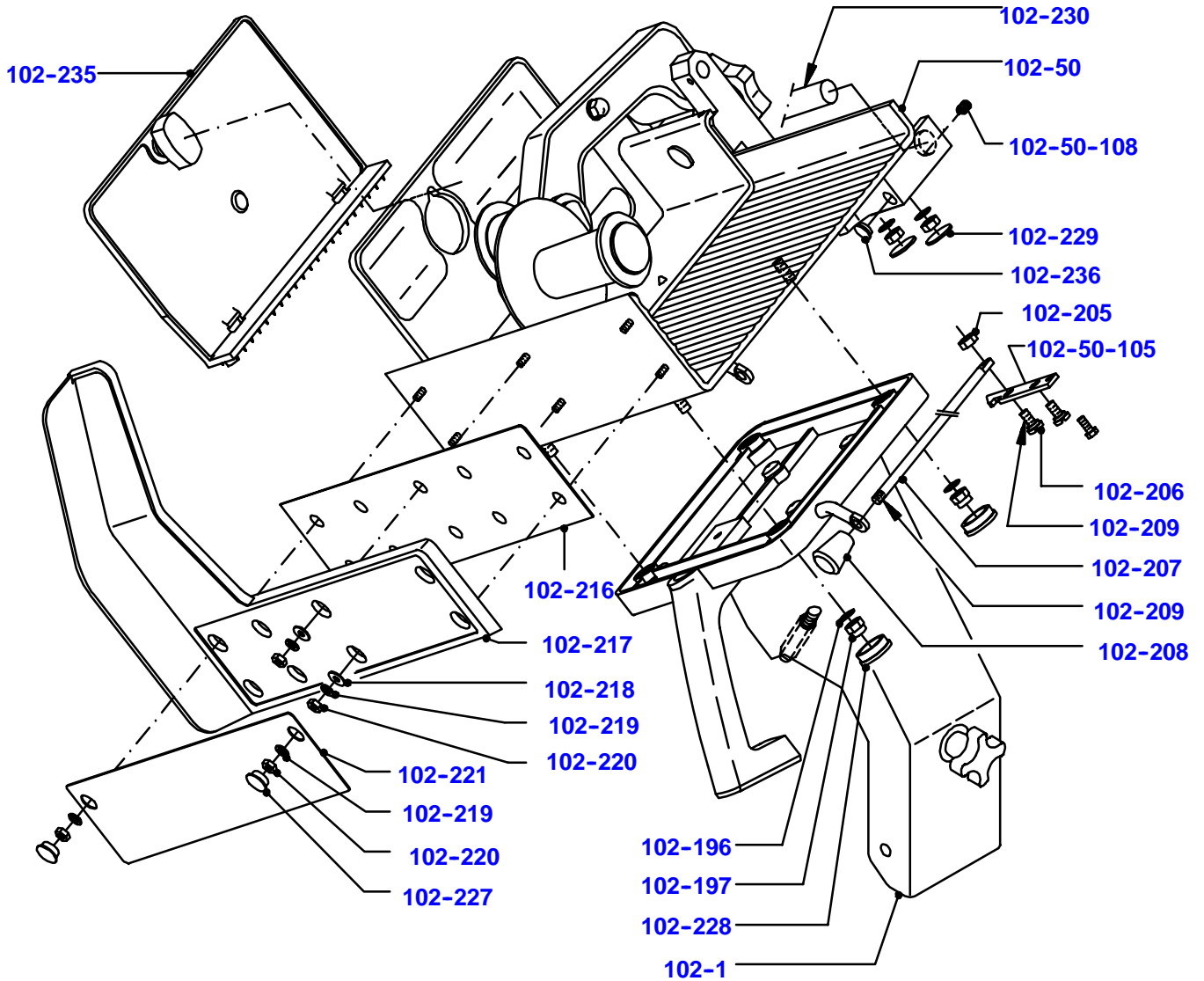
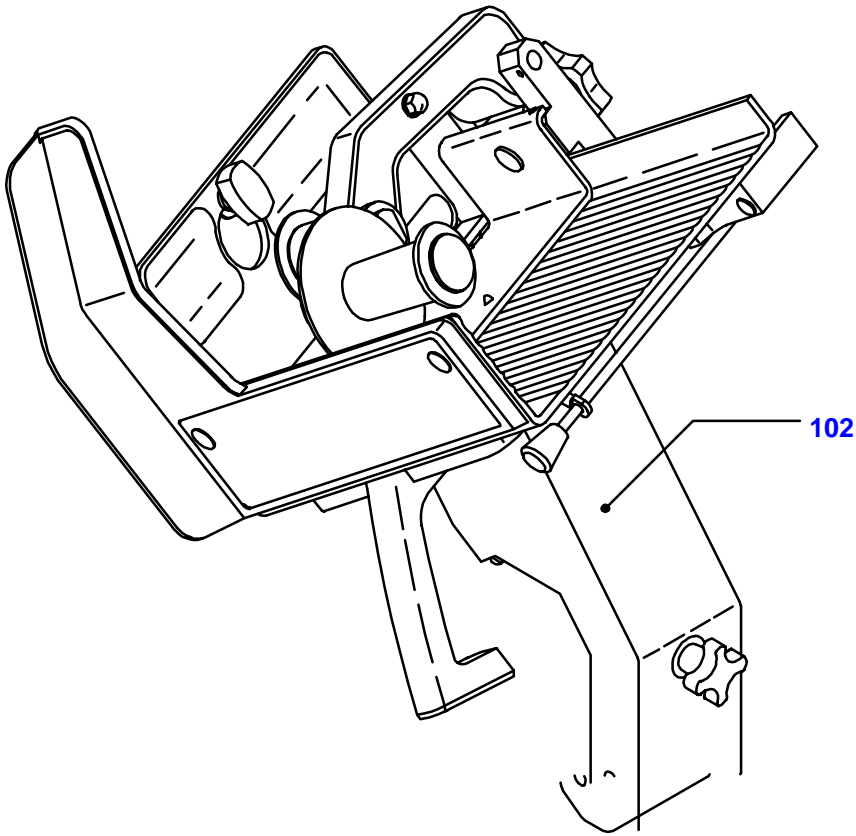




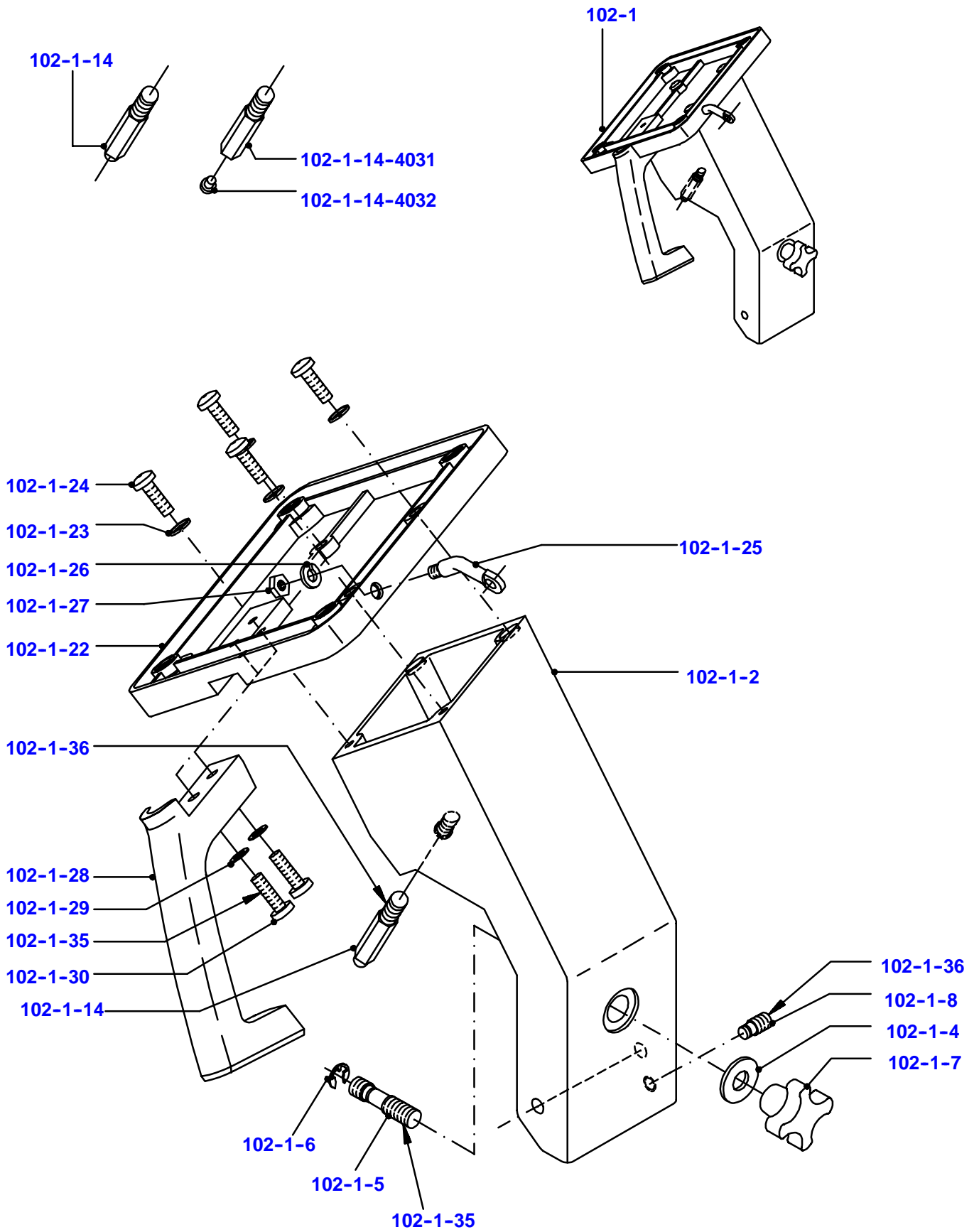
4

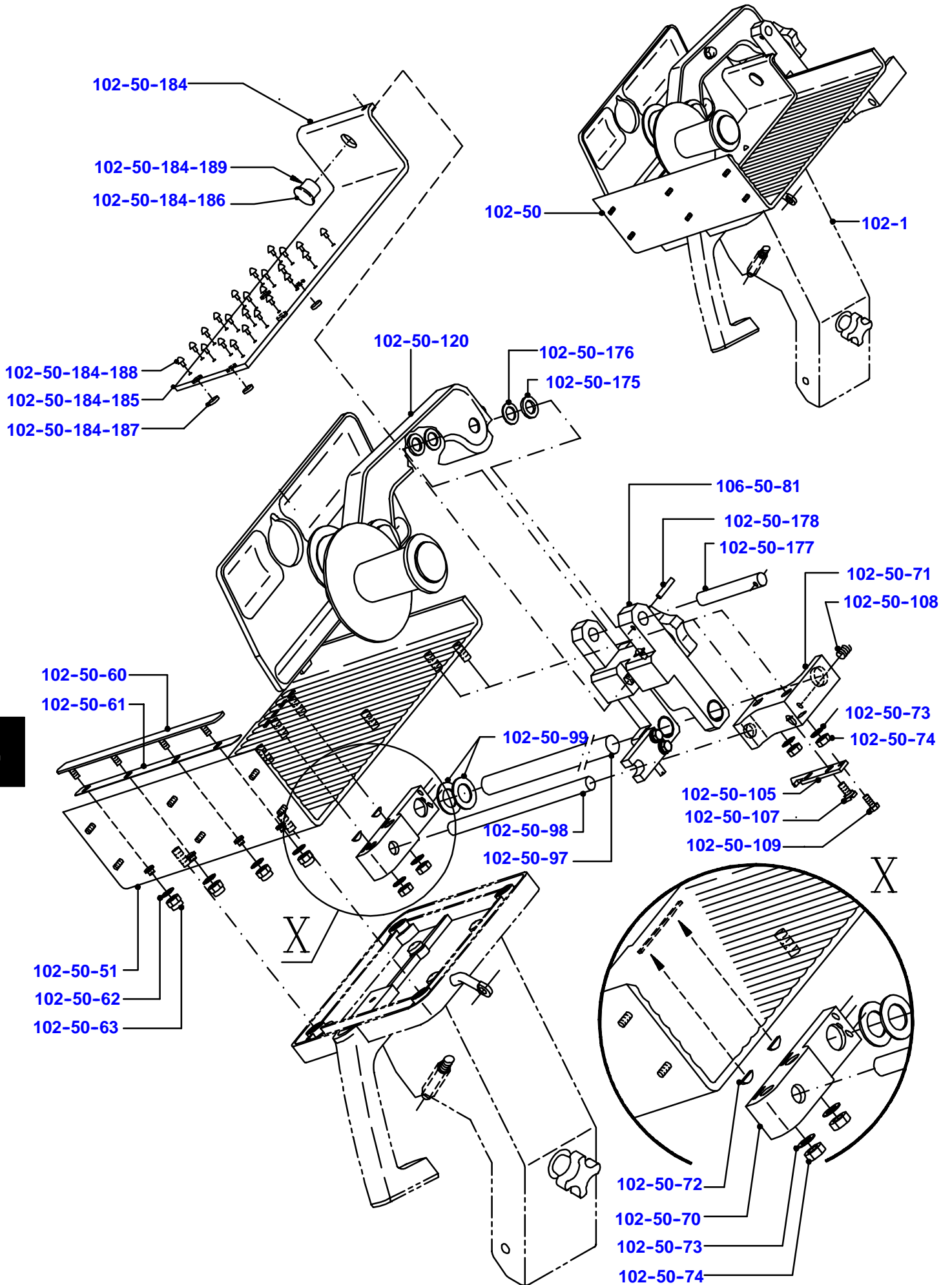




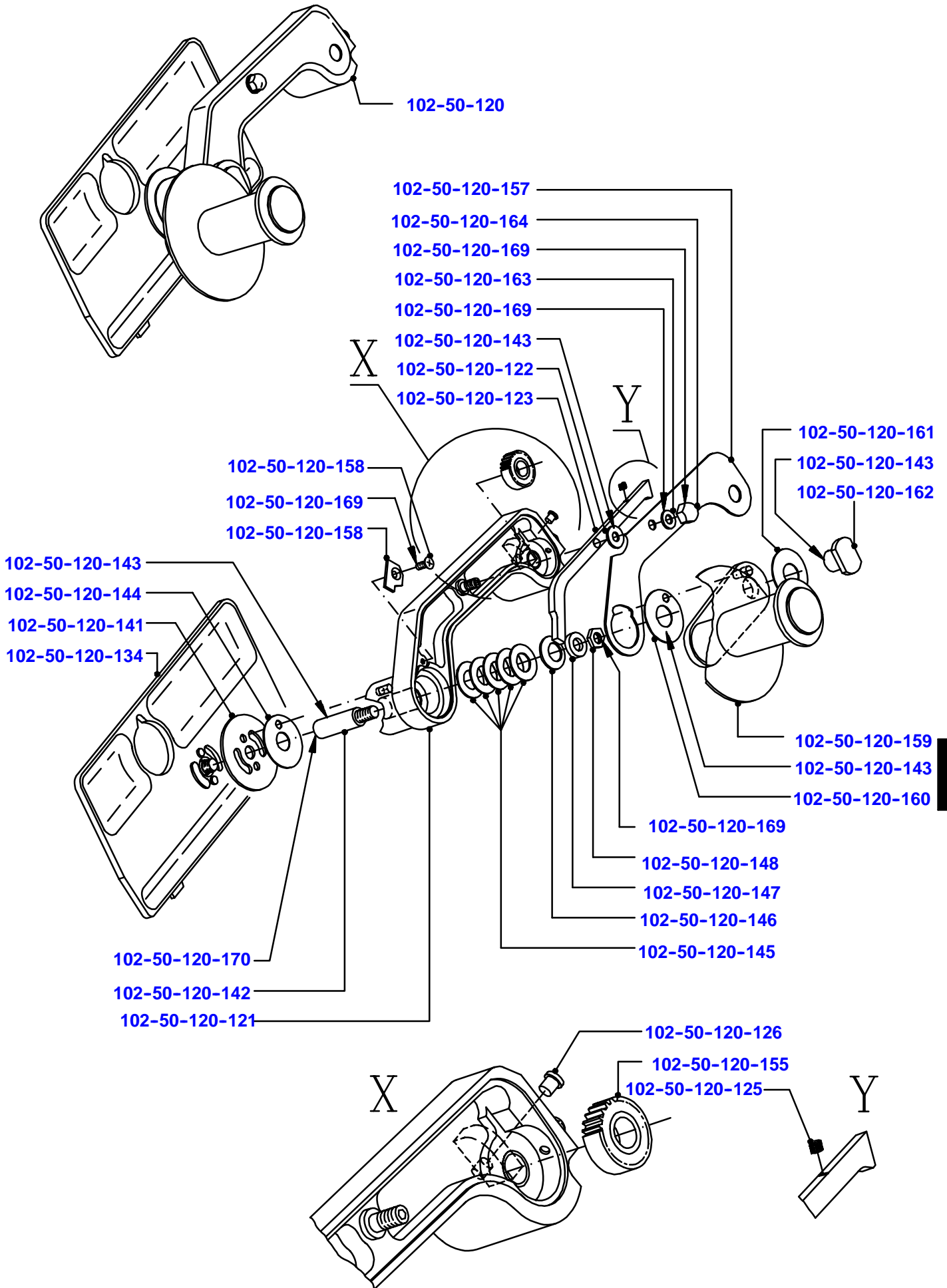


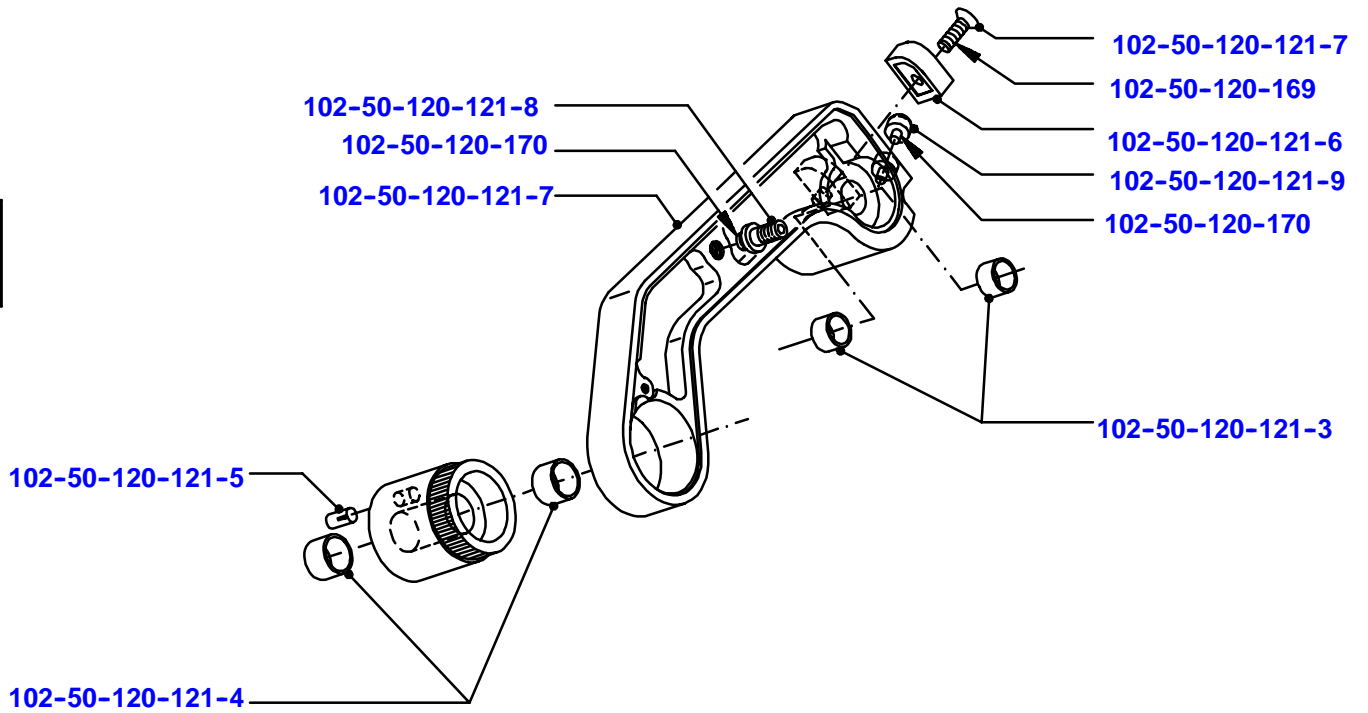
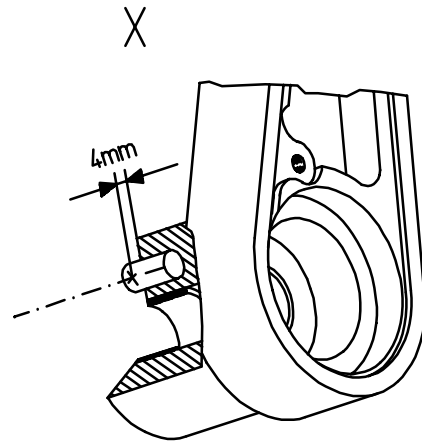
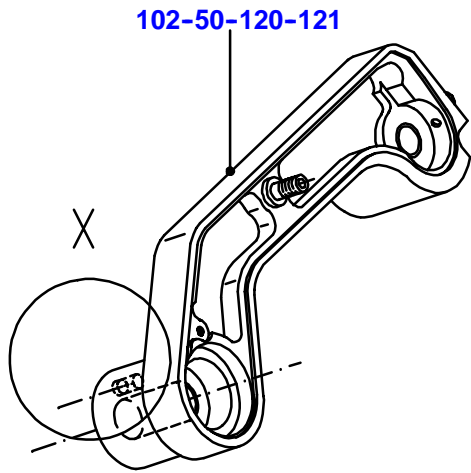
4

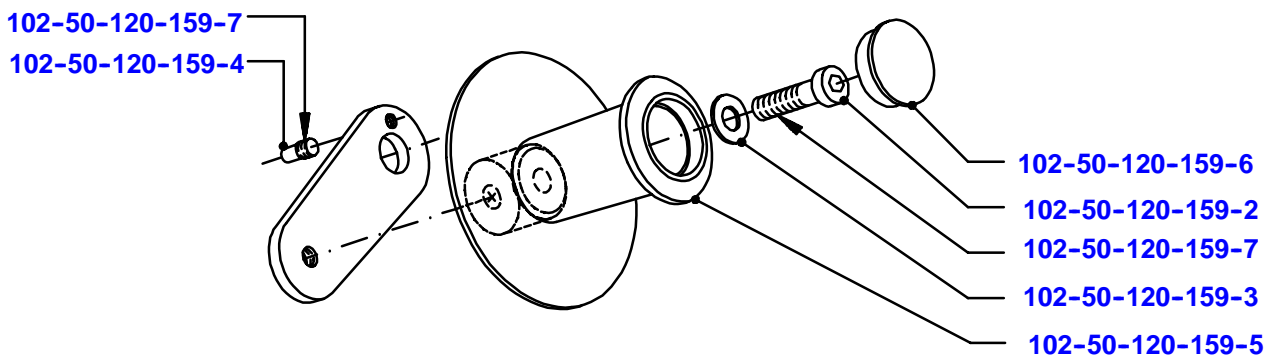
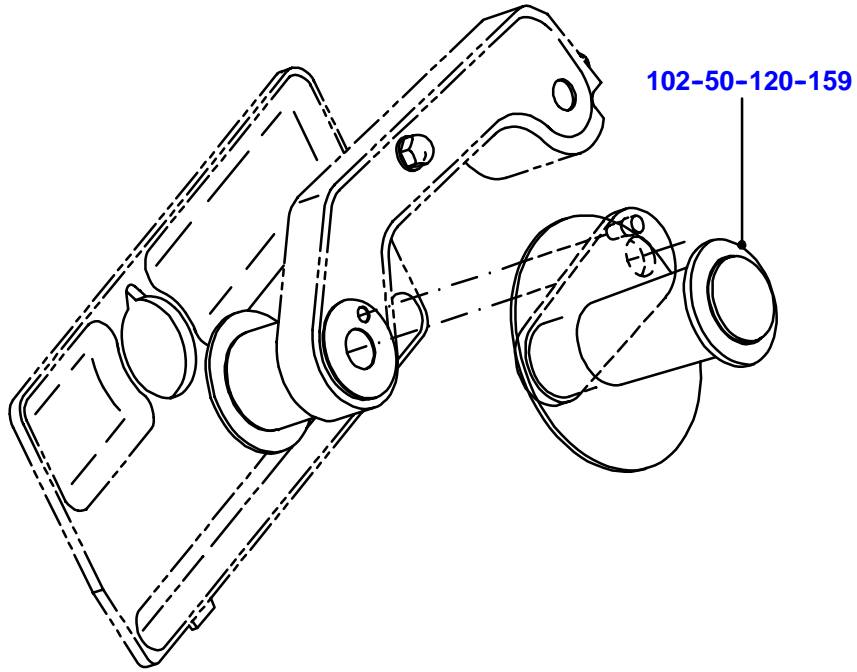




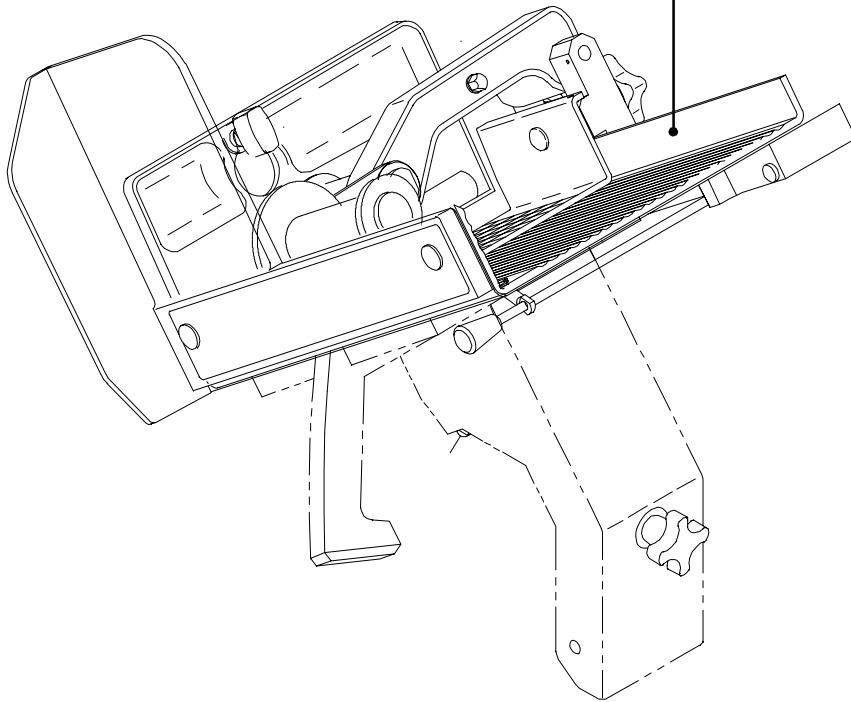
4







103



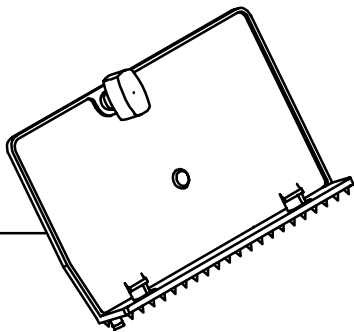
101-229

102-50-108

101-230

103-50

101-235



102-50-105

101-205

101-206

101-209

101-207

101-209

101-208

101-216

101-217

101-218

101-219

101-220

101-221

101-196

101-197

101-228

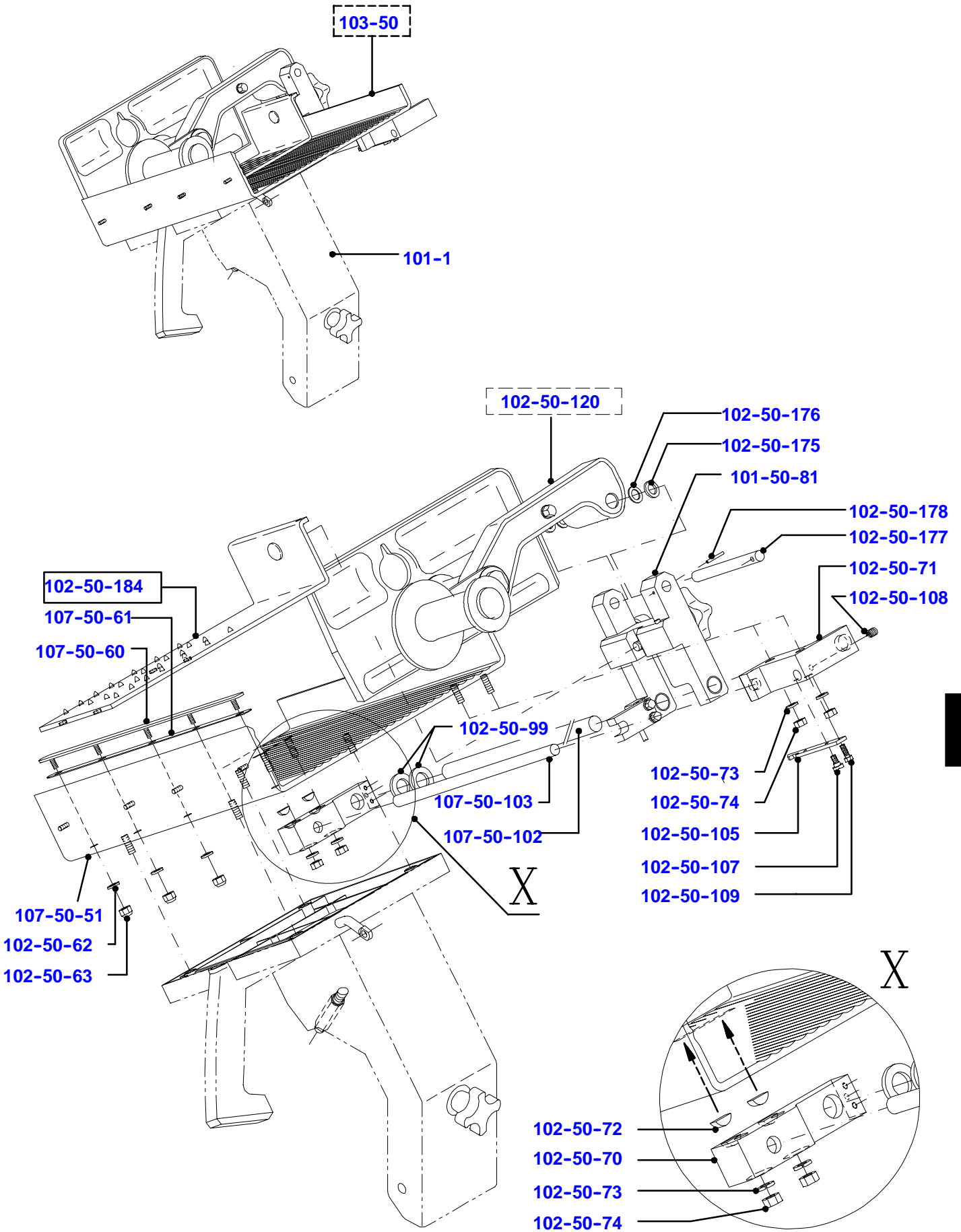
101-1

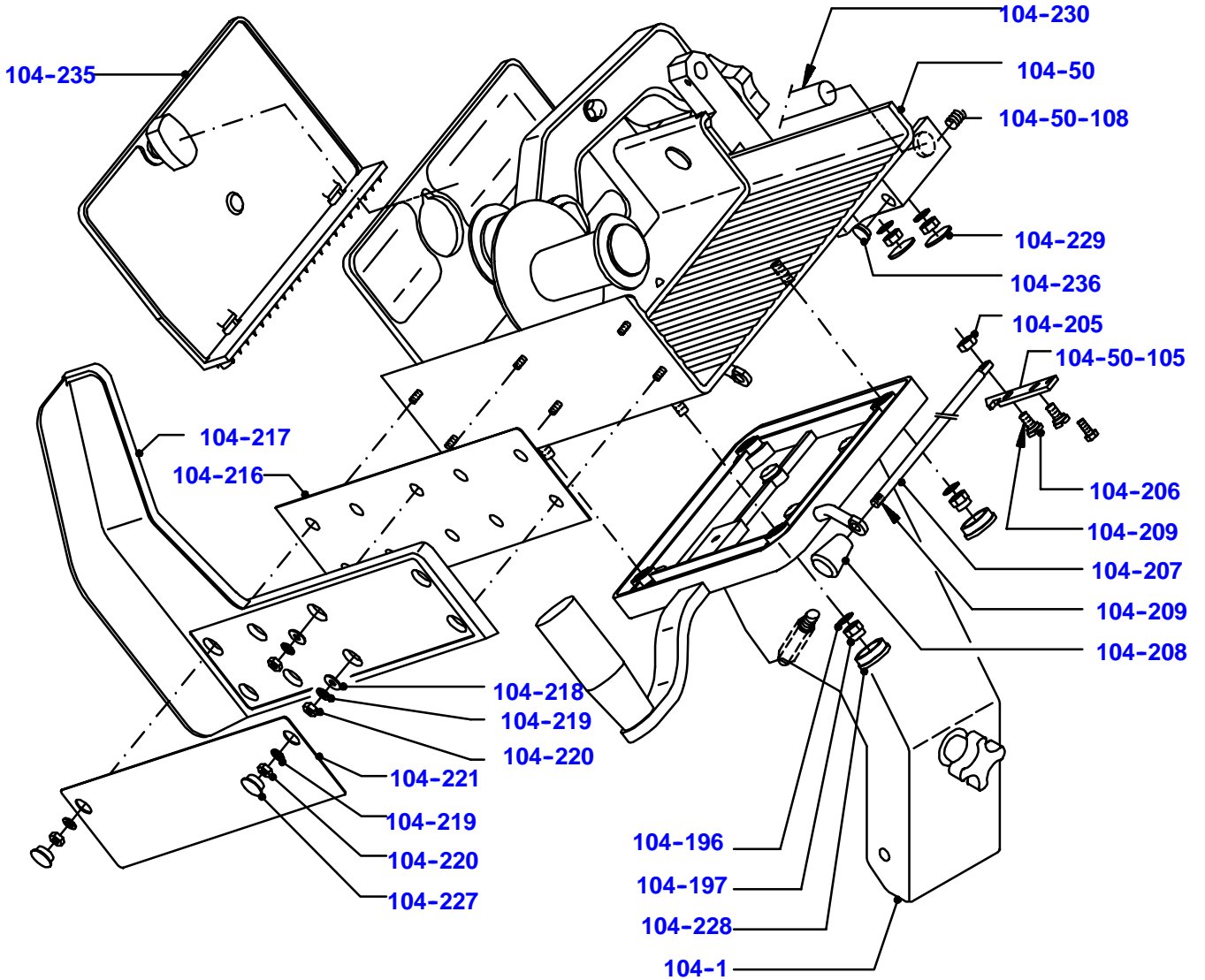
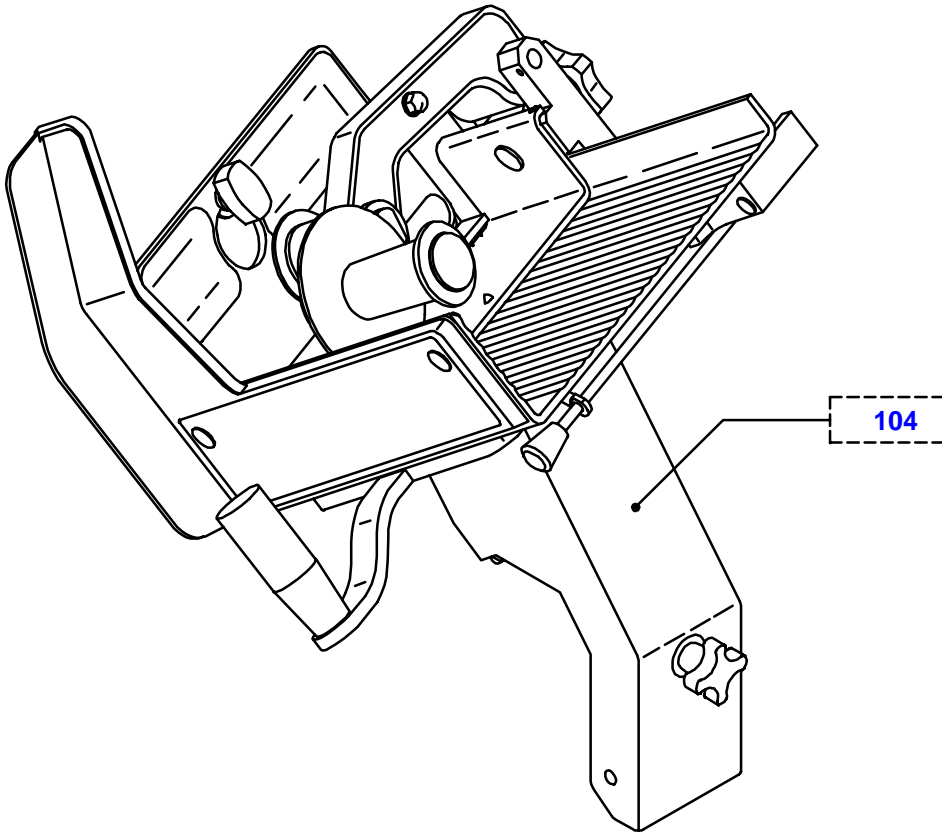
101-219

101-220

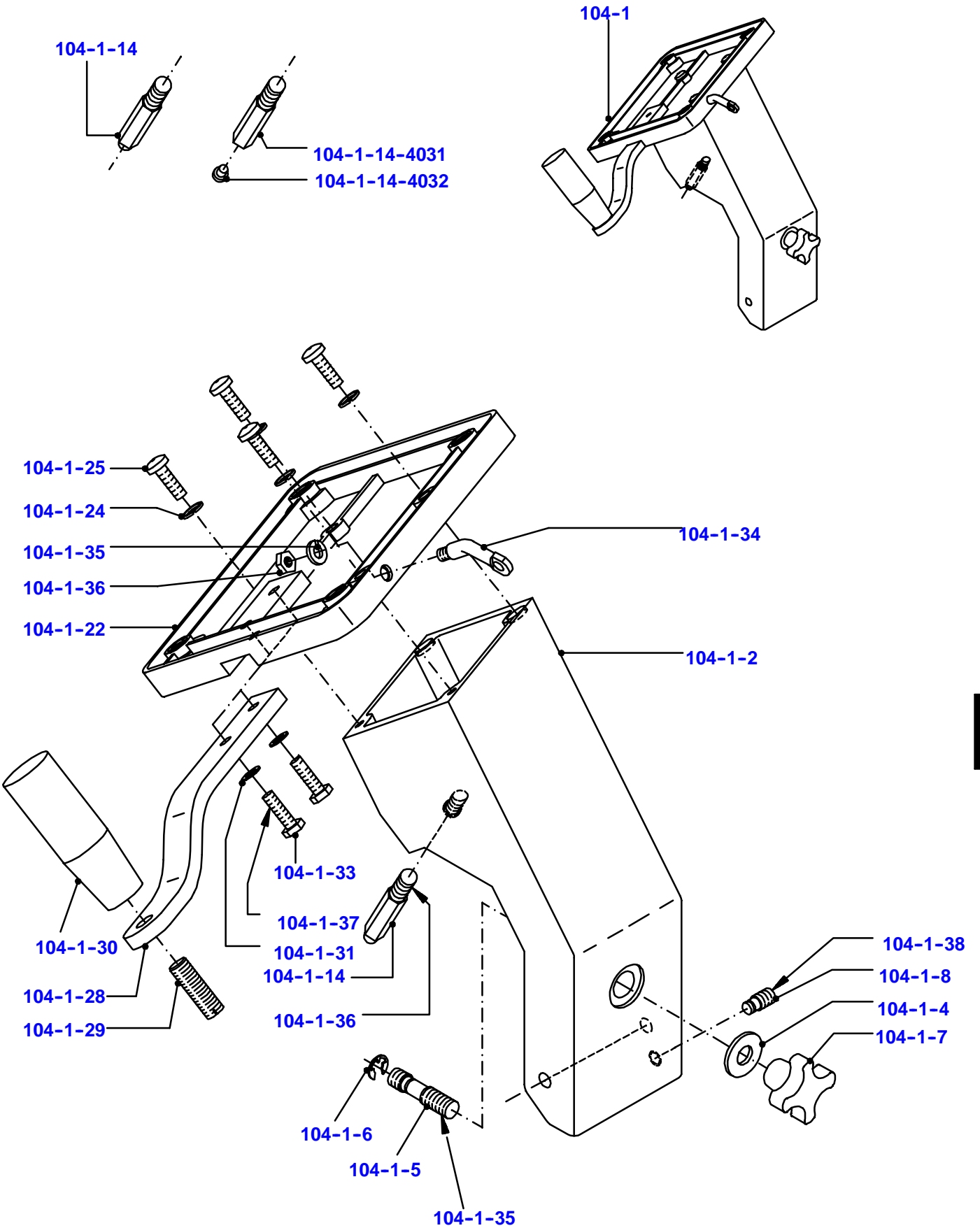
101-227

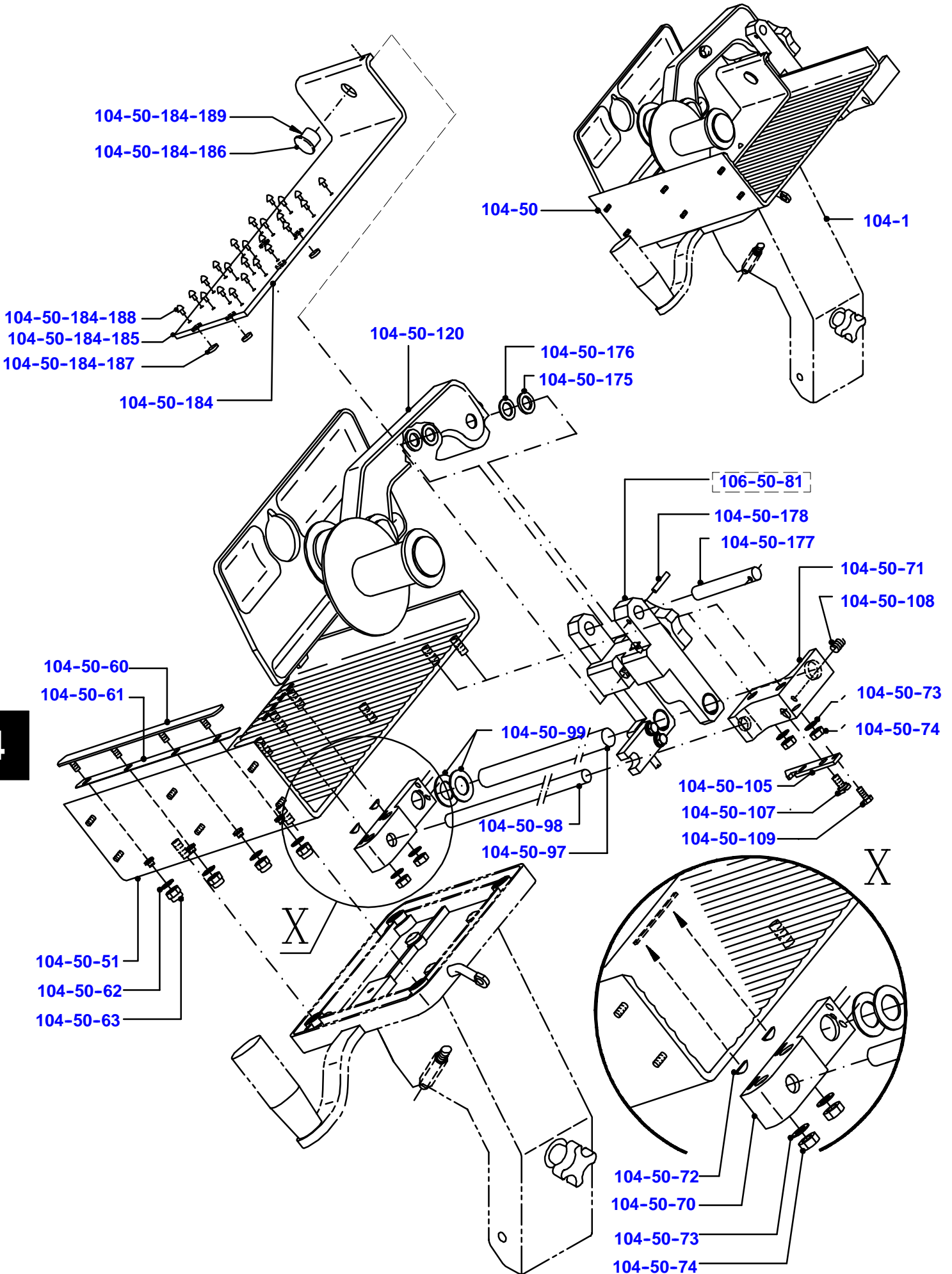
4



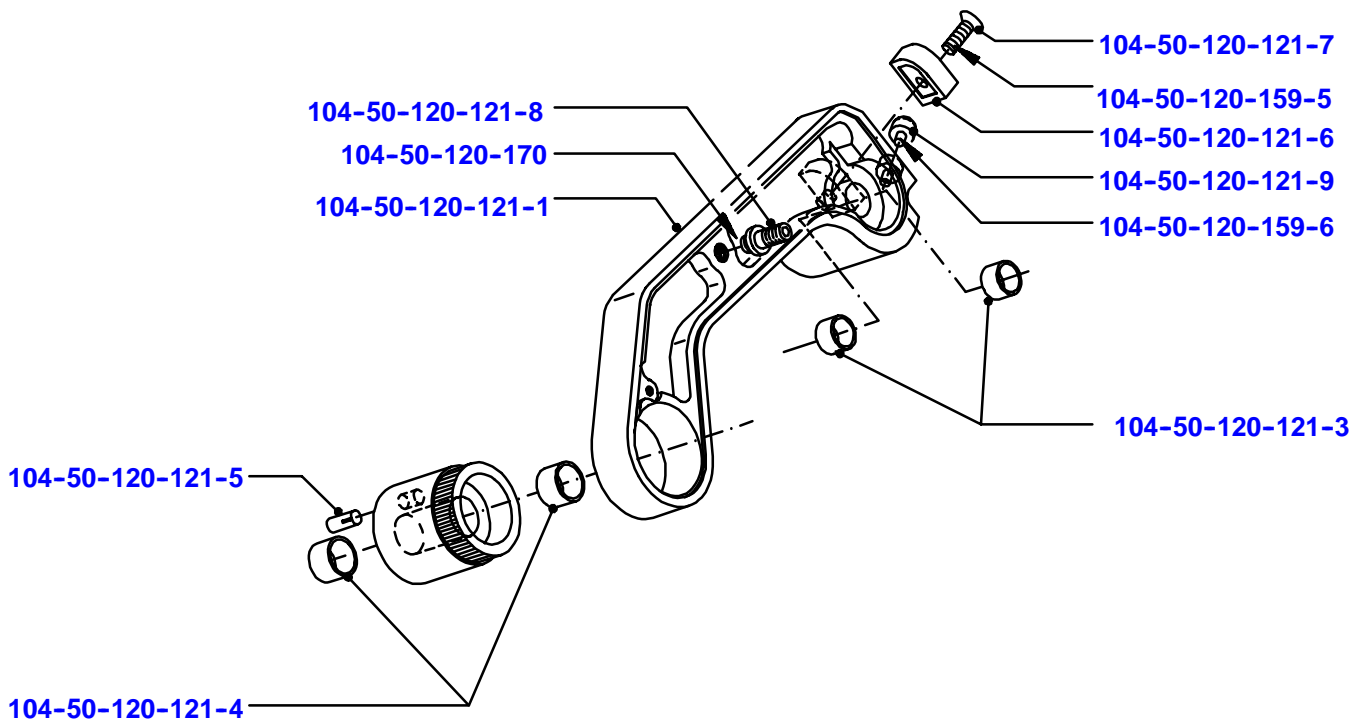
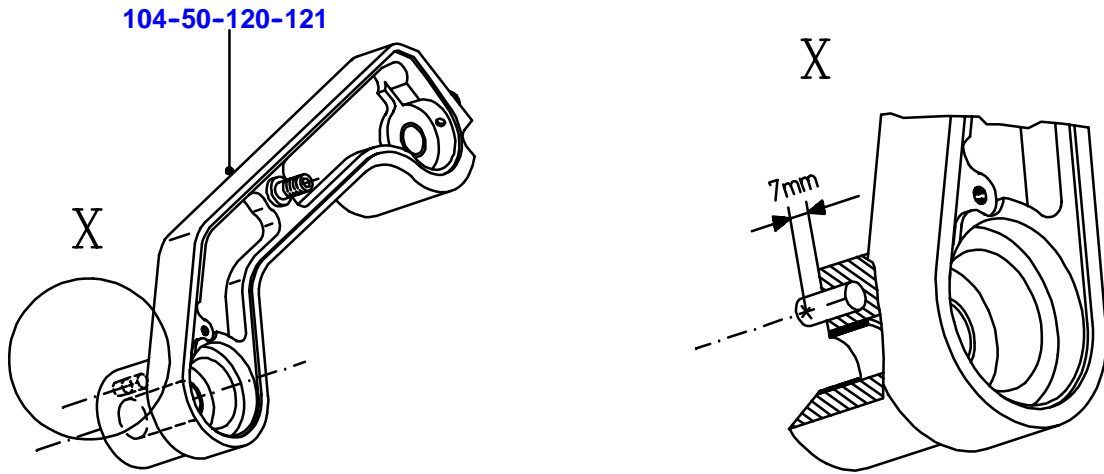


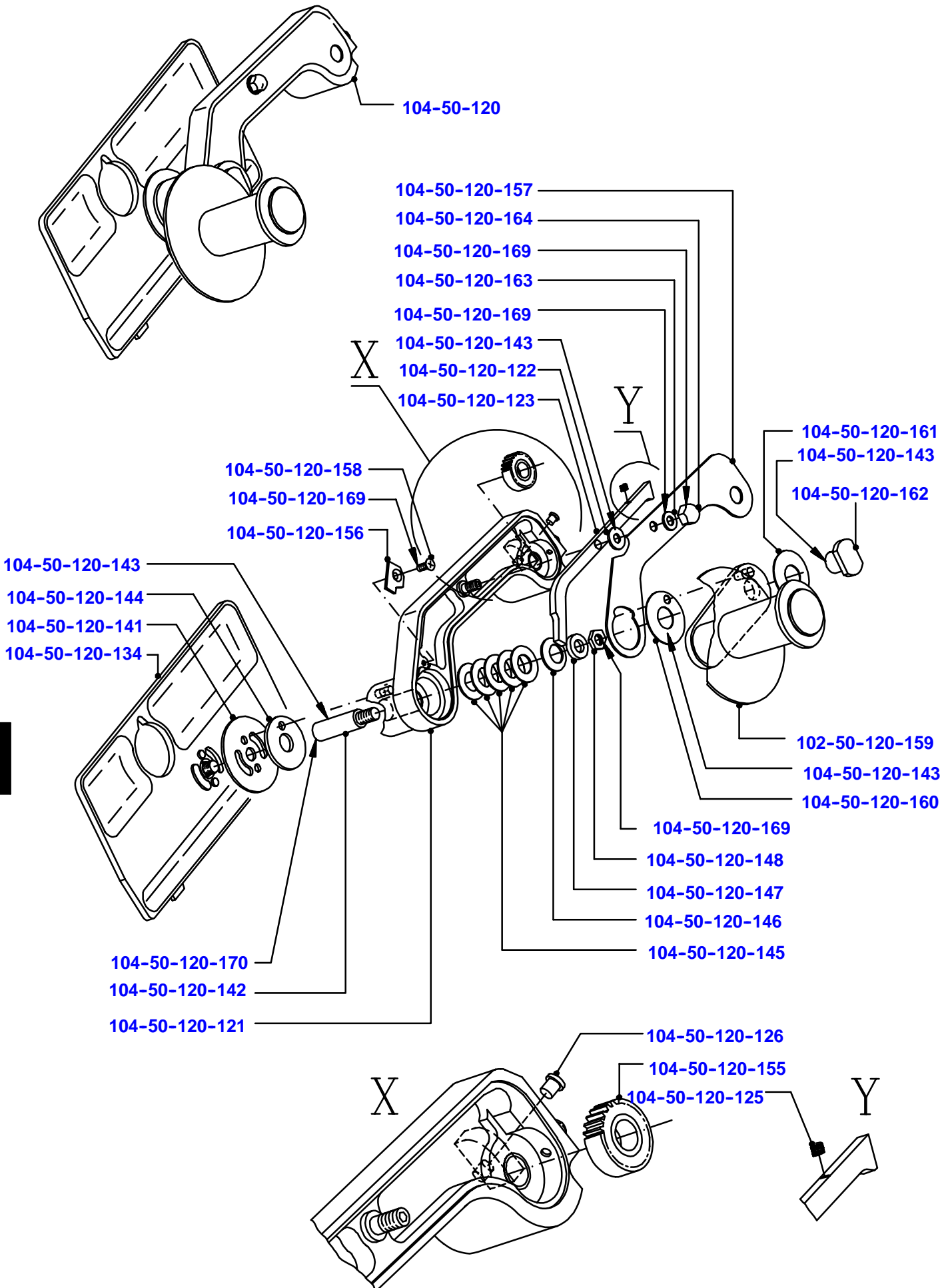
4



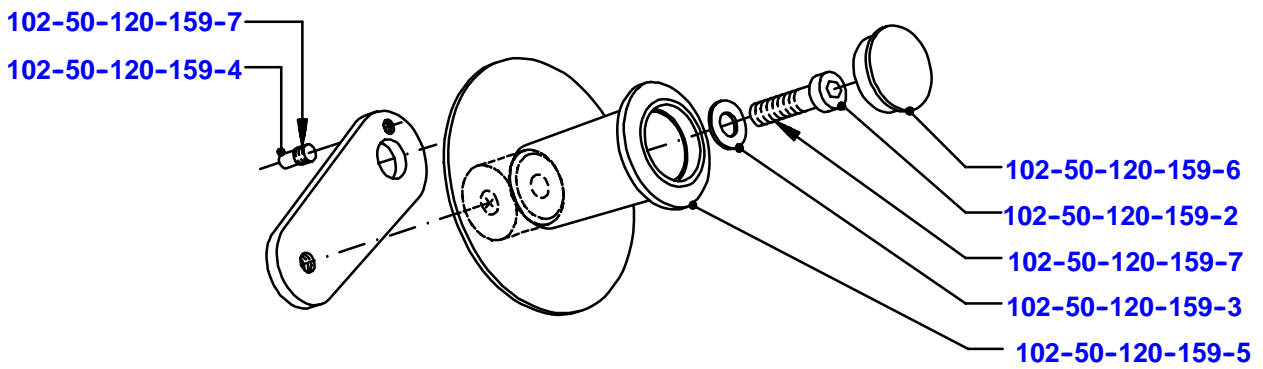
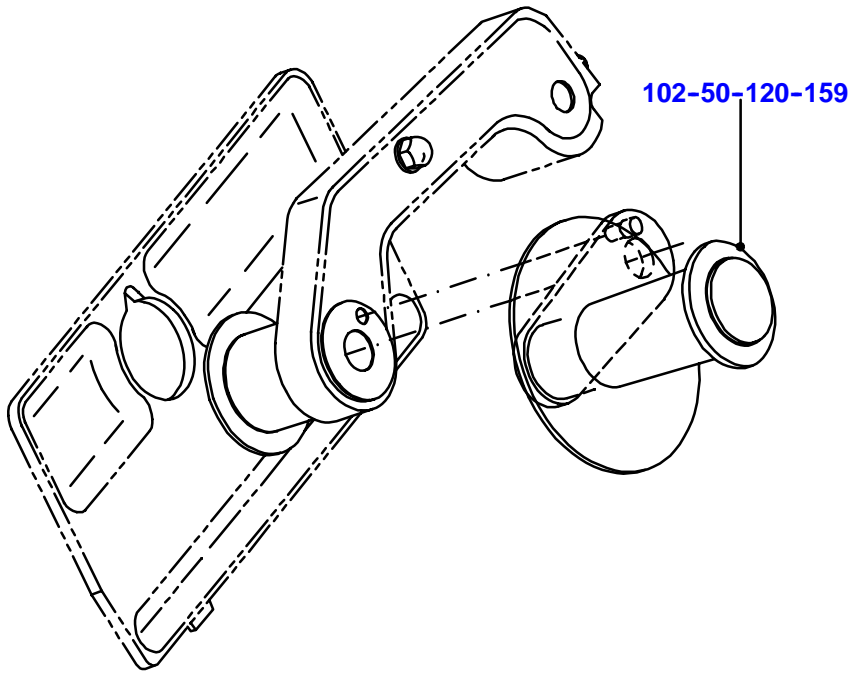


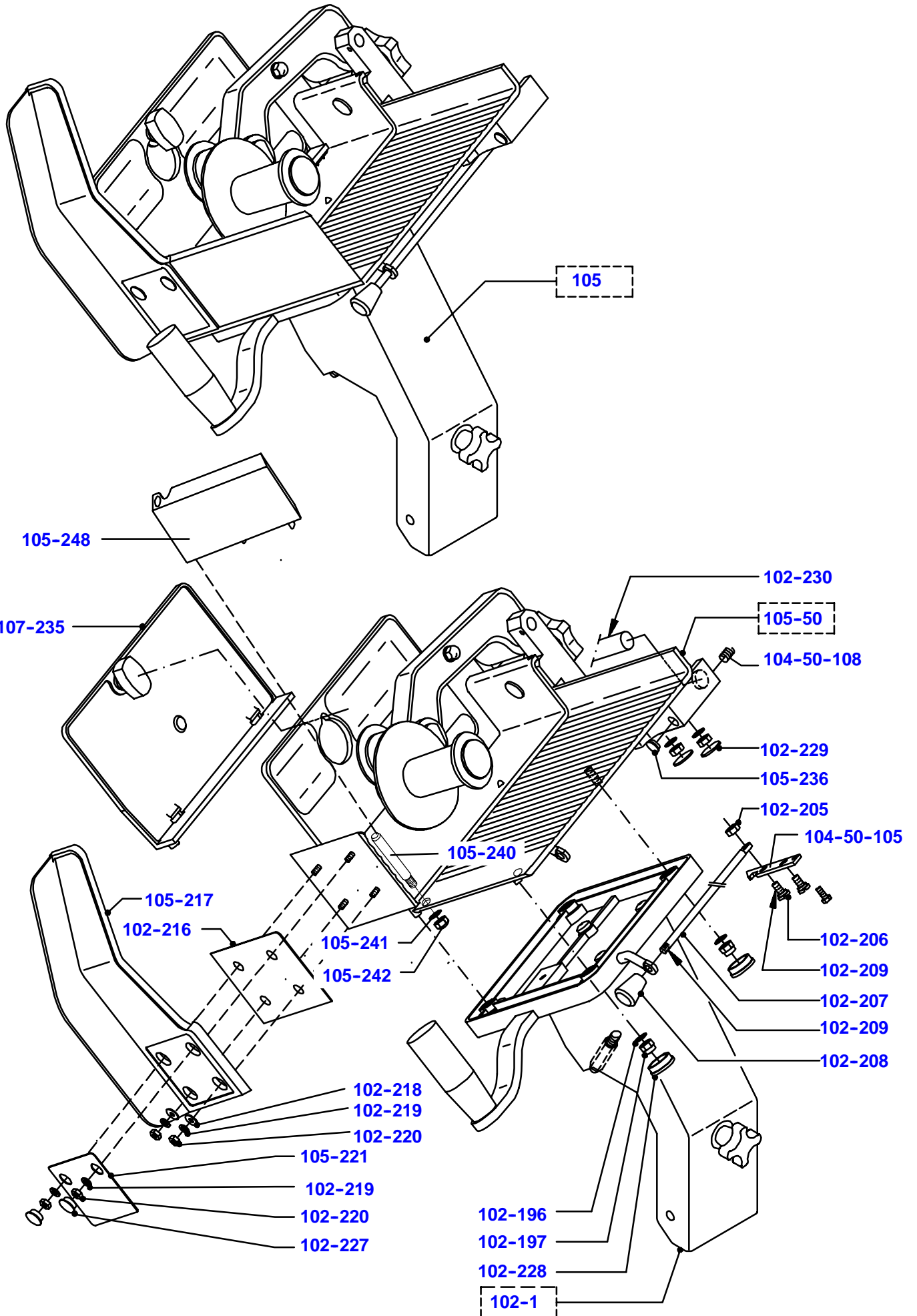
4



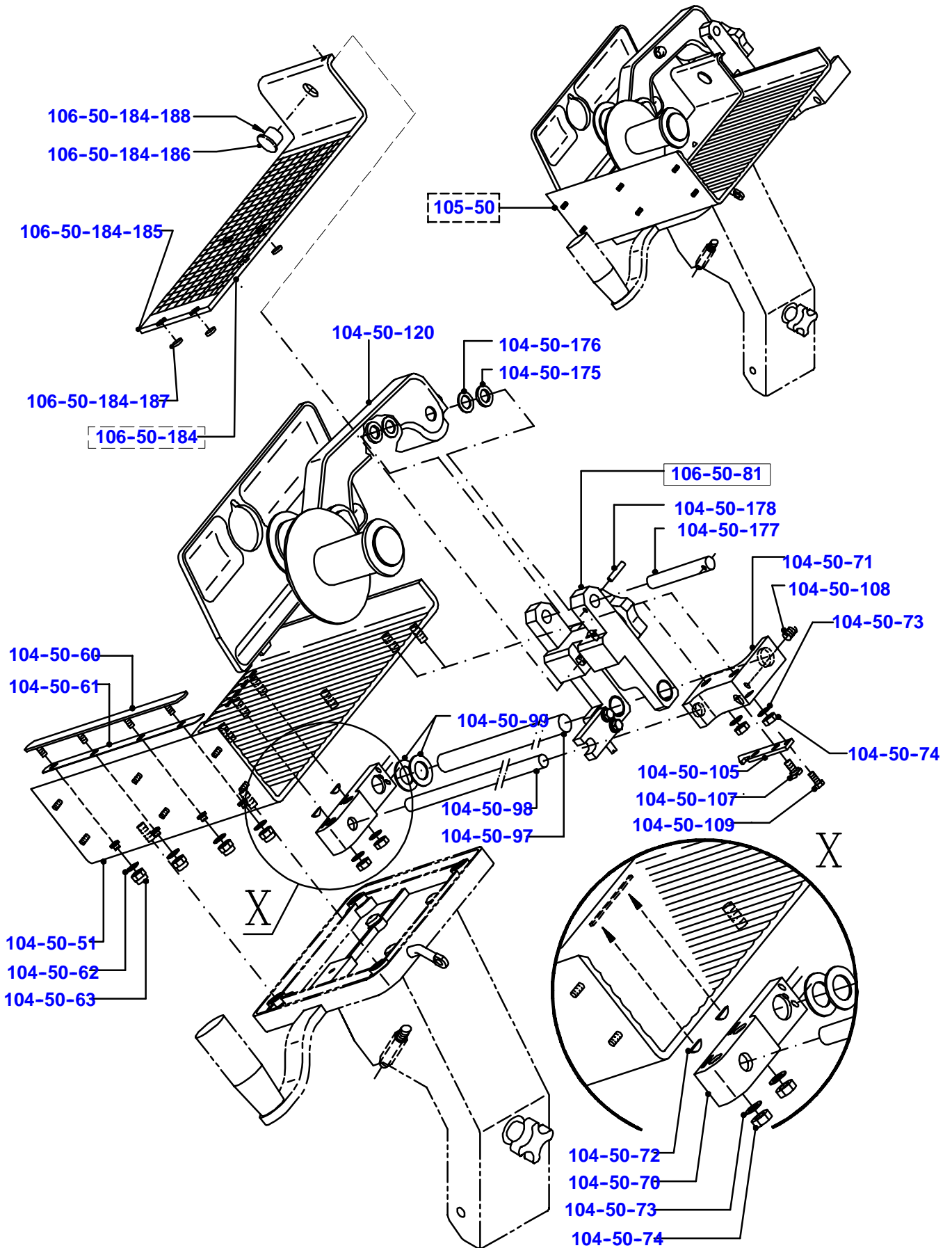


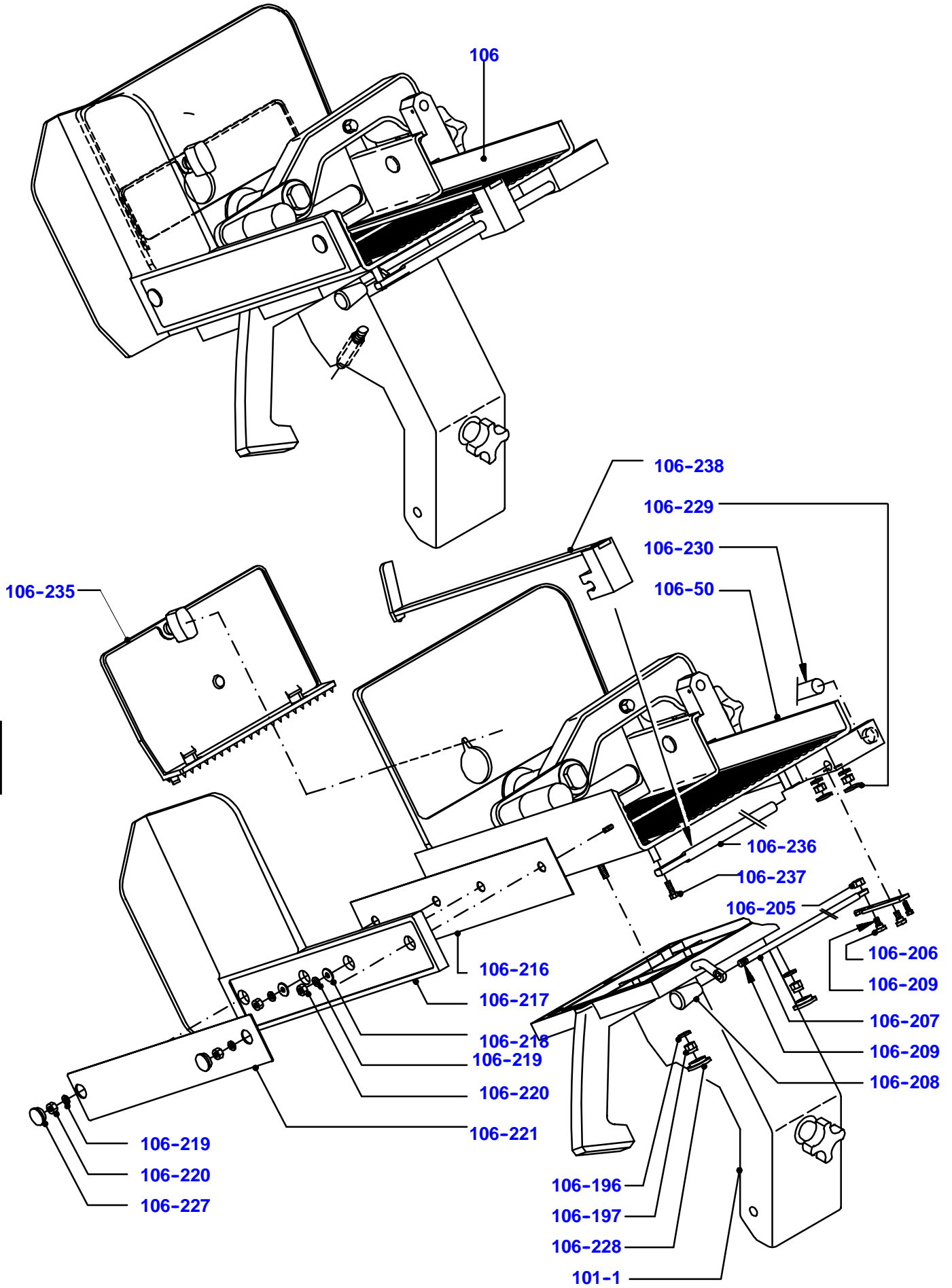
4

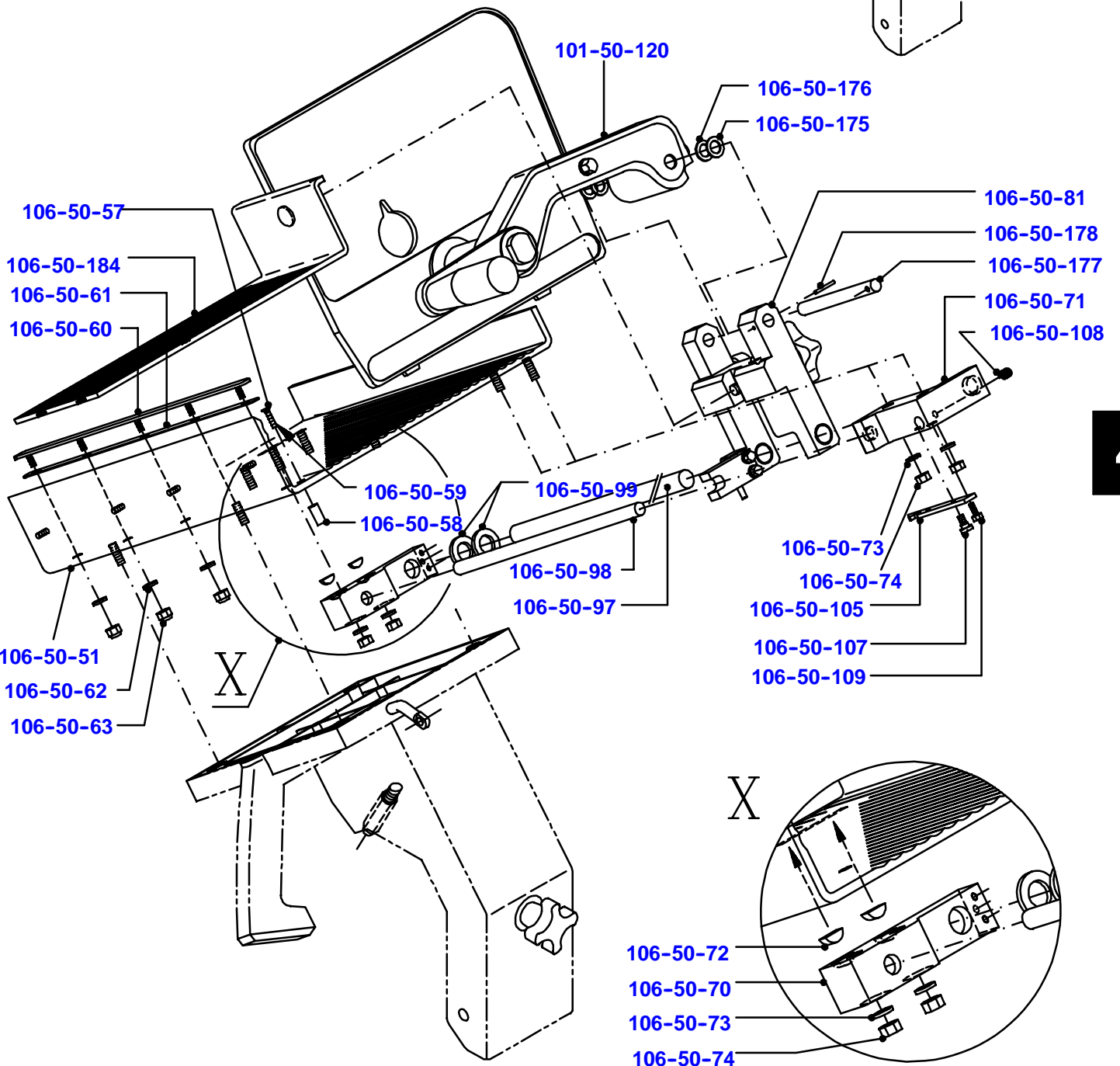
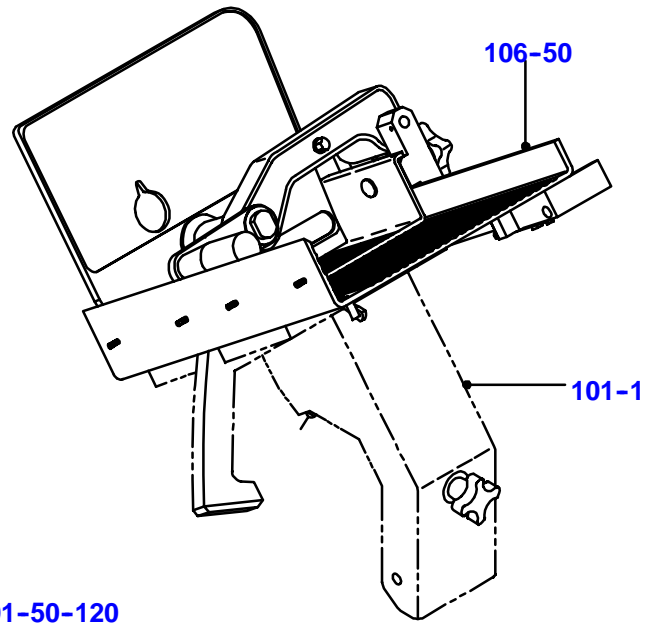


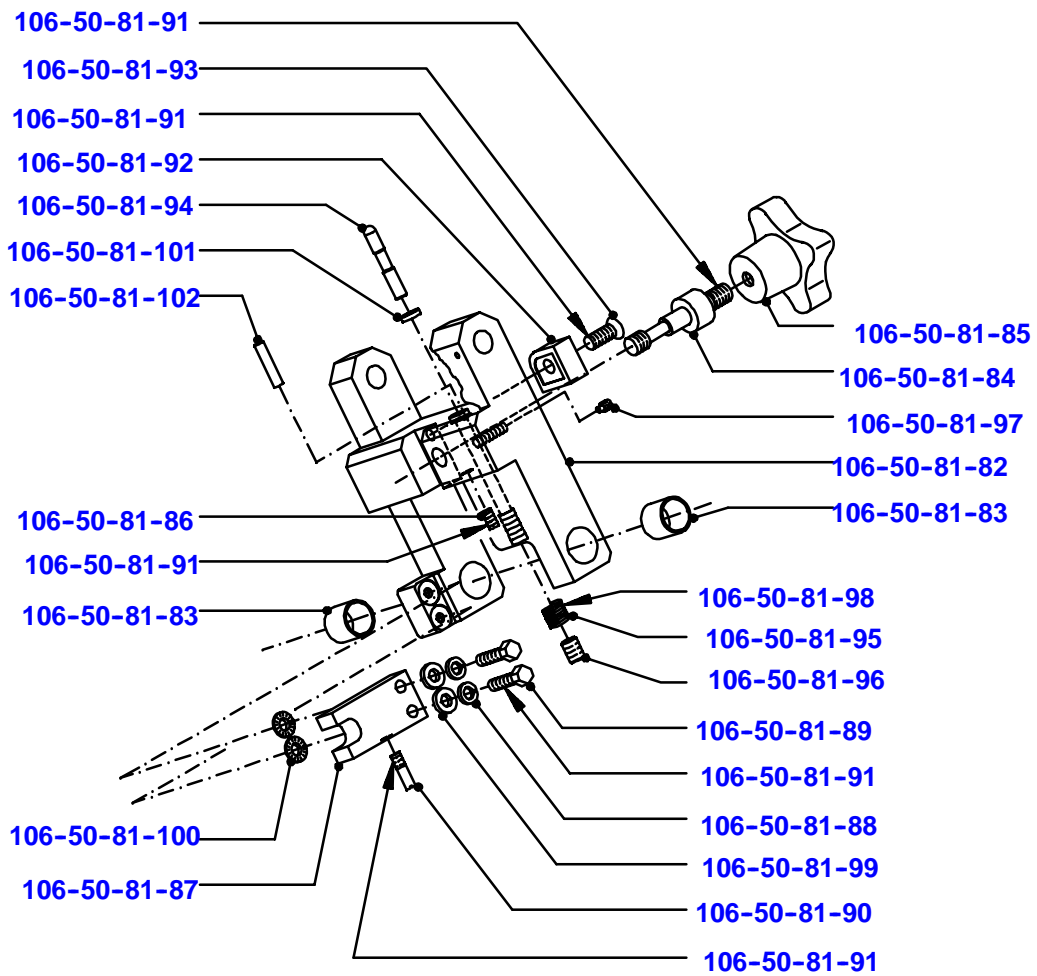
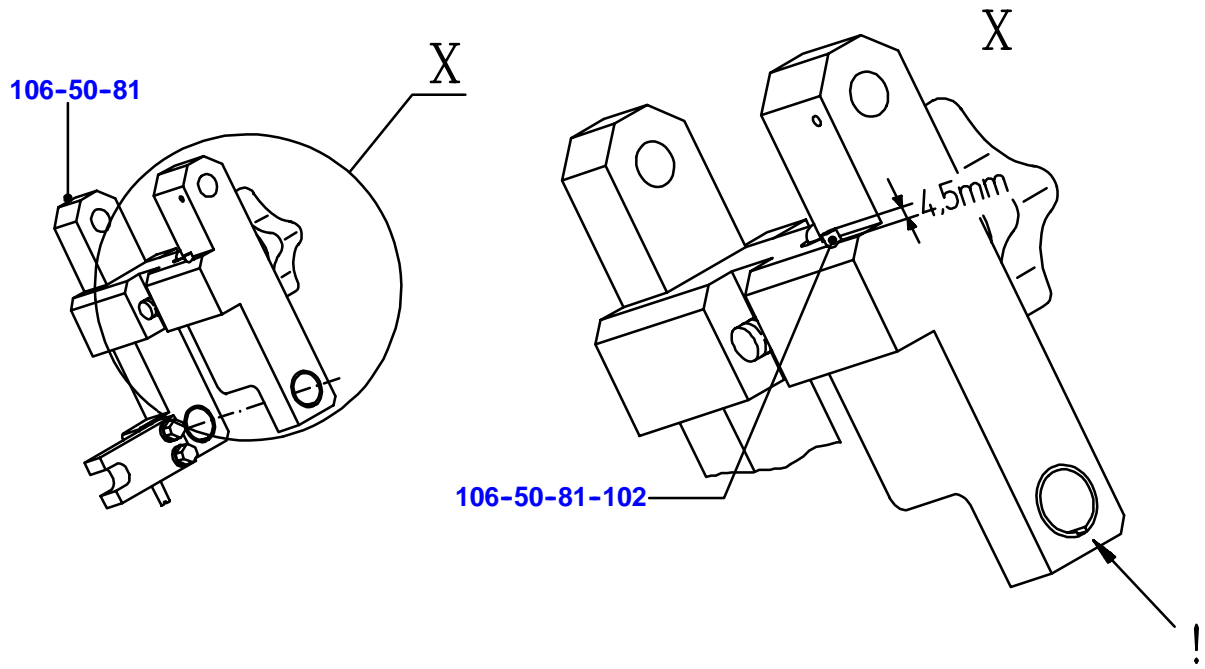


4

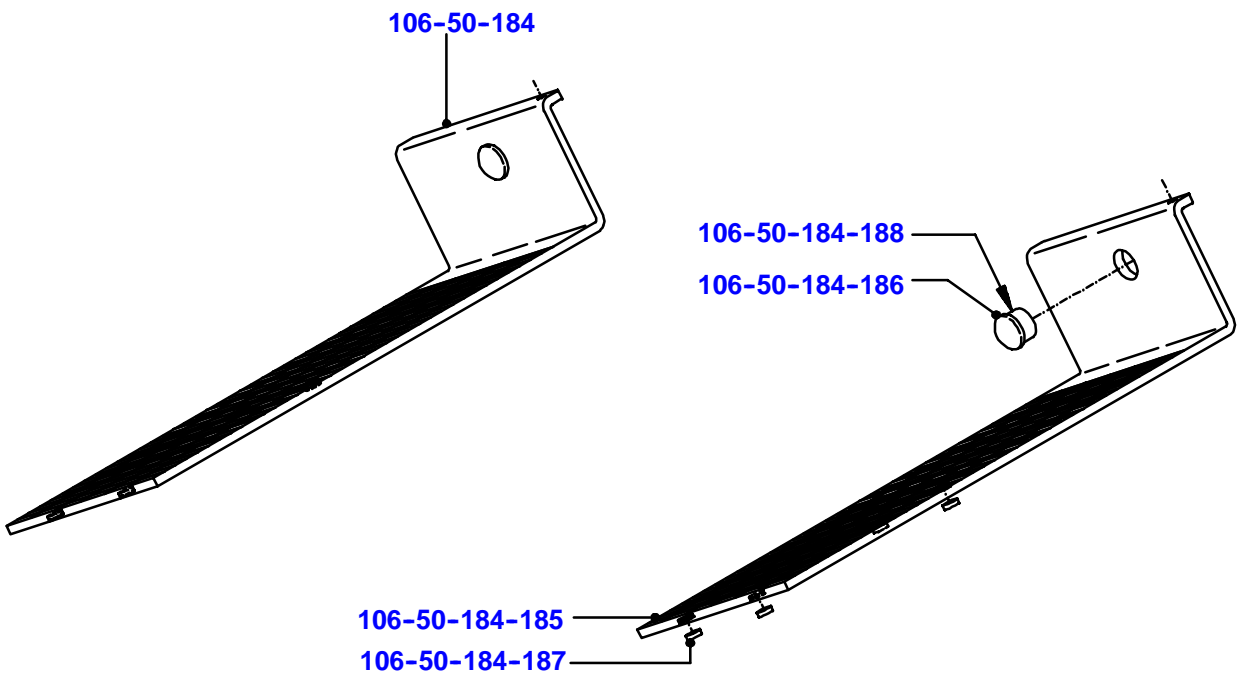
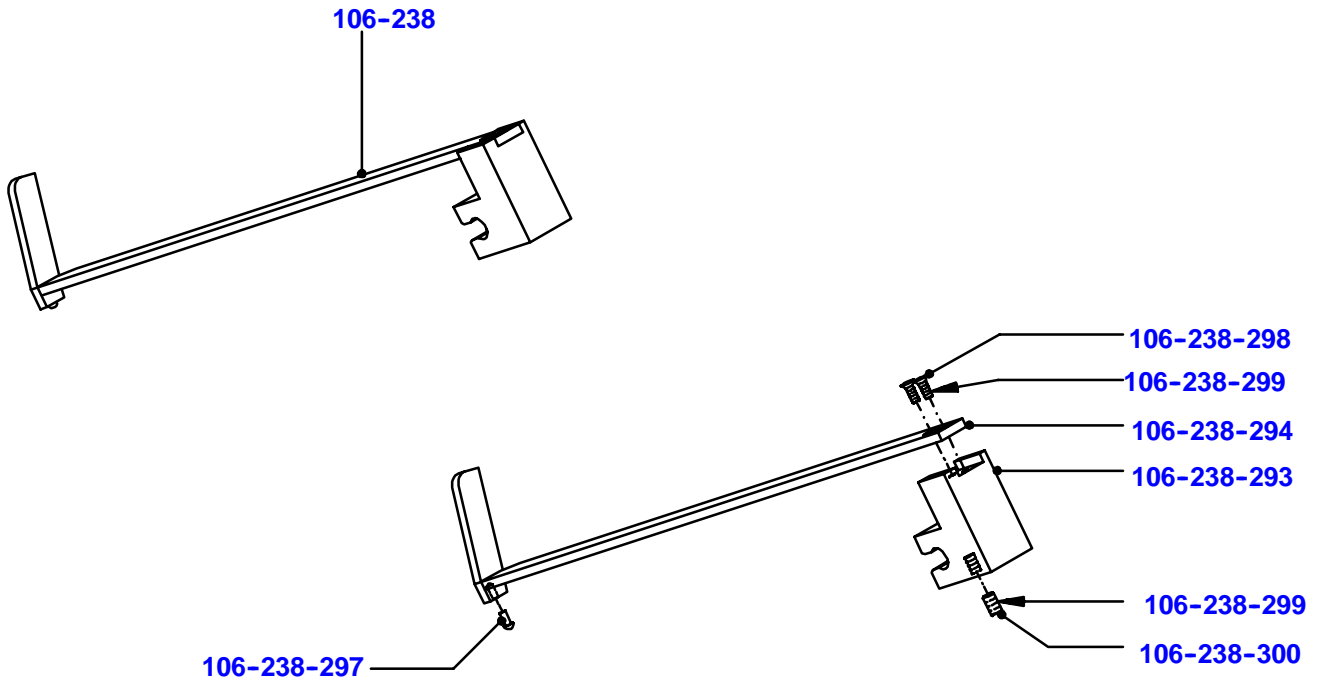


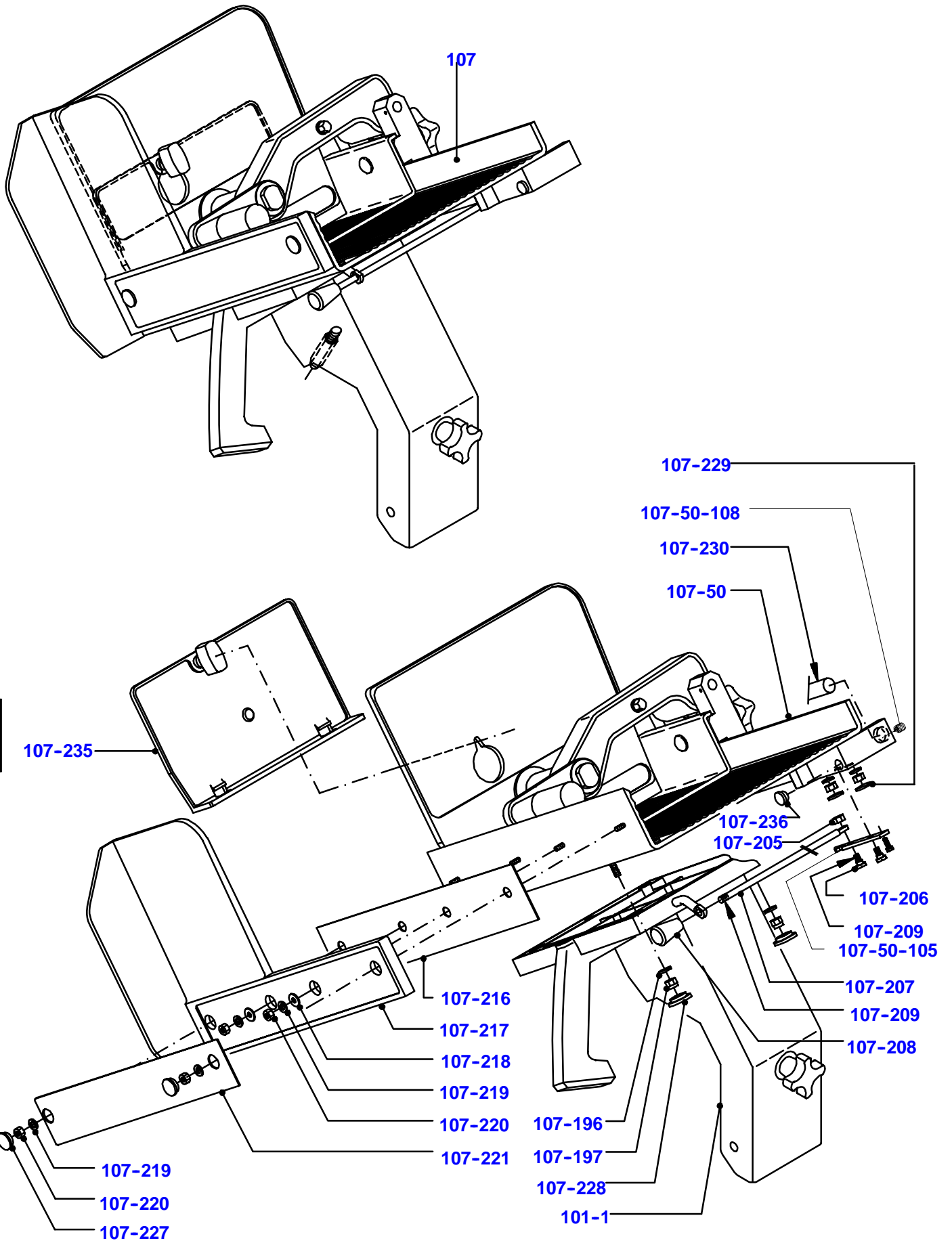


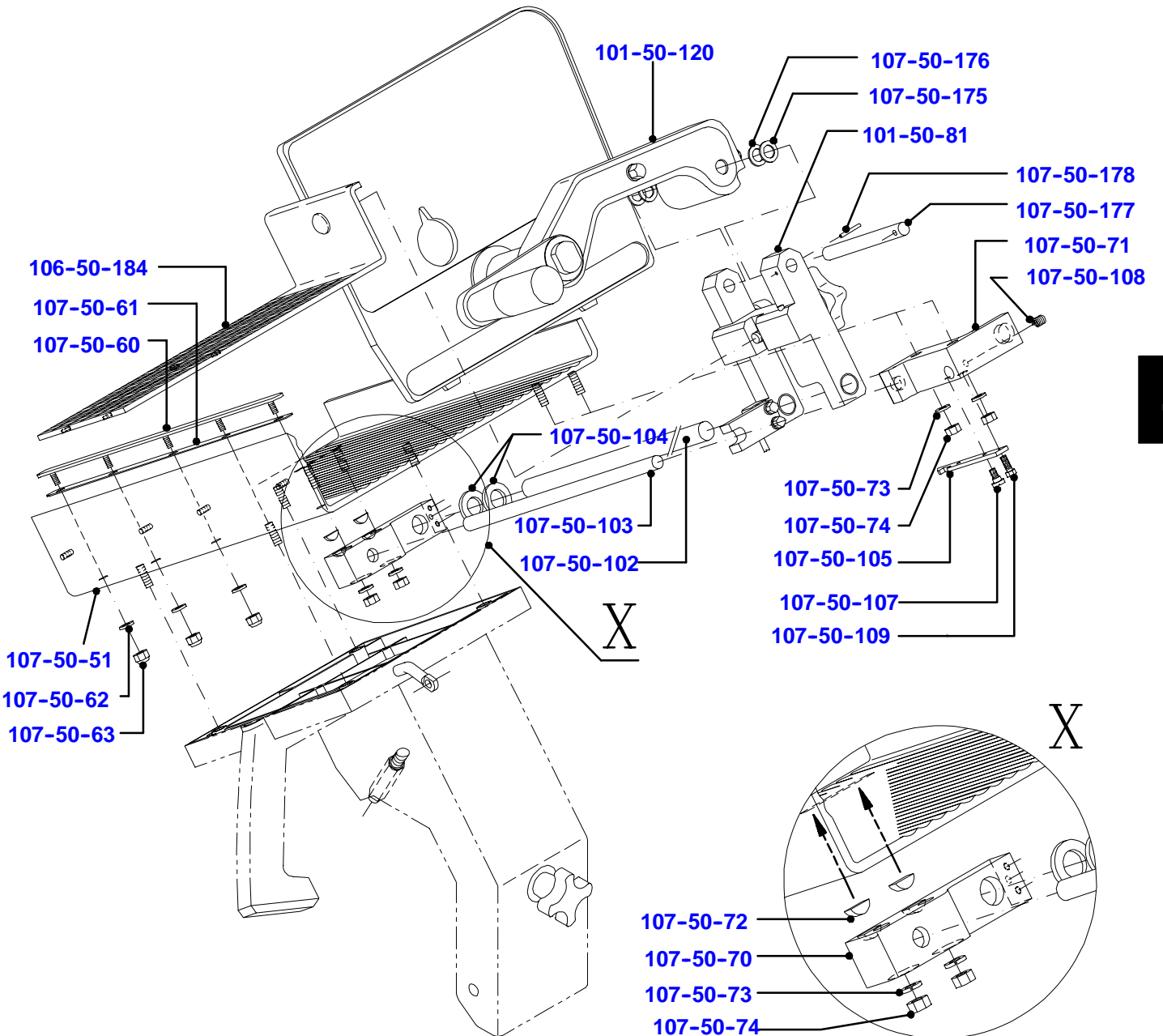
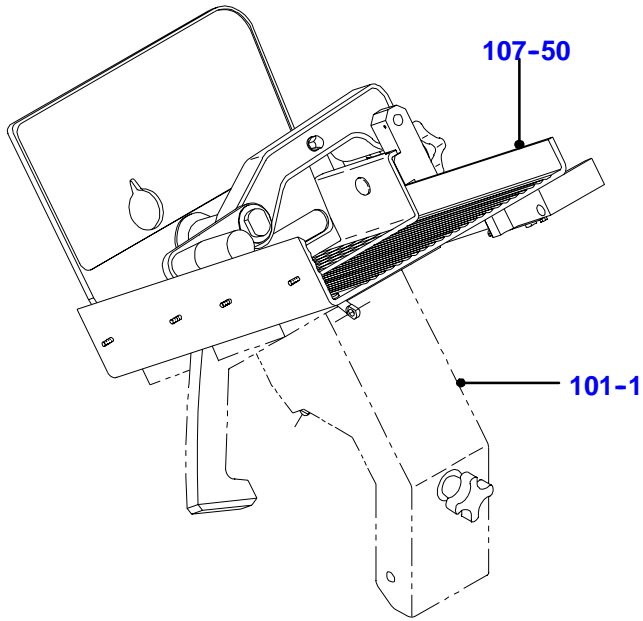


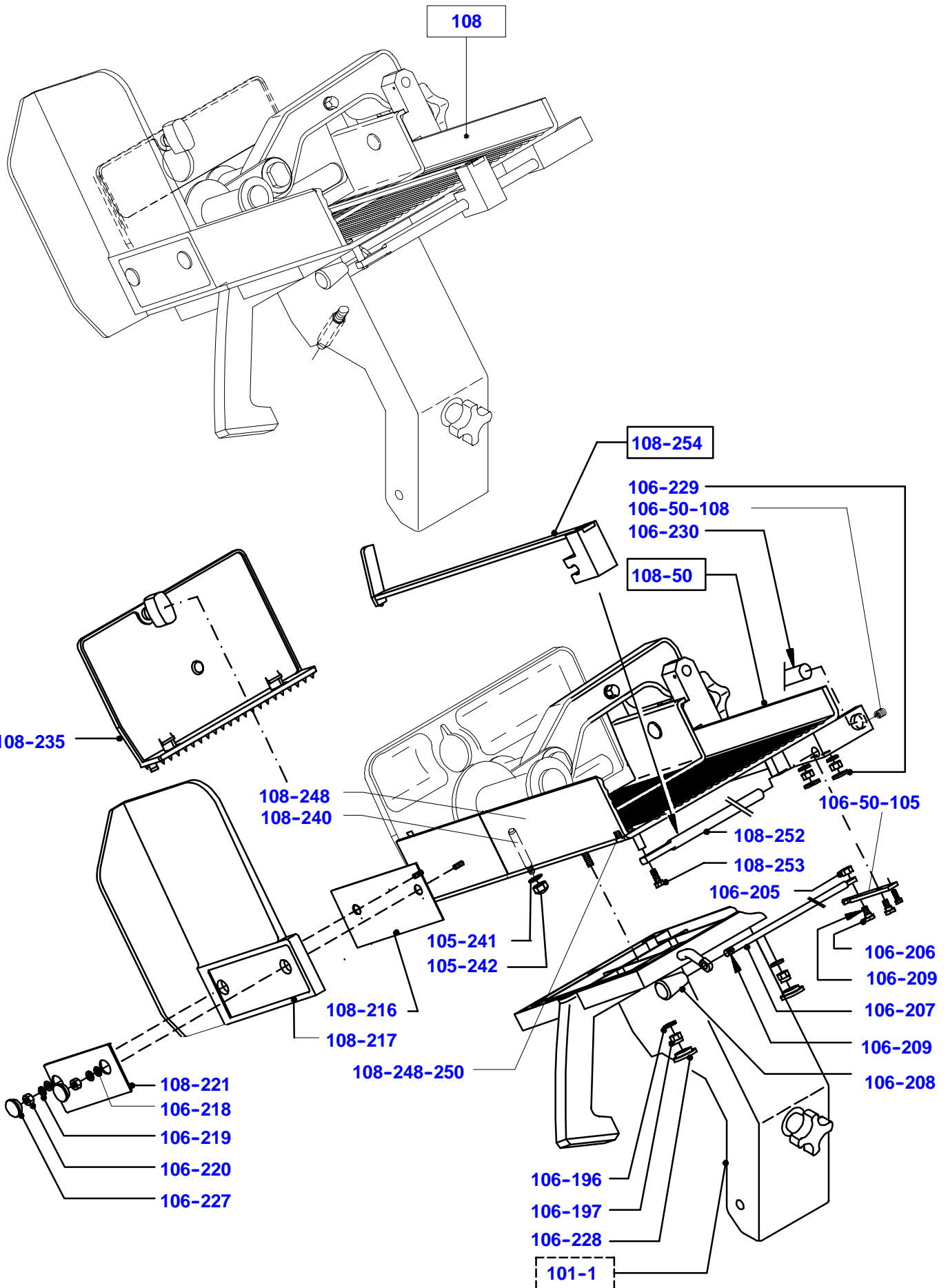


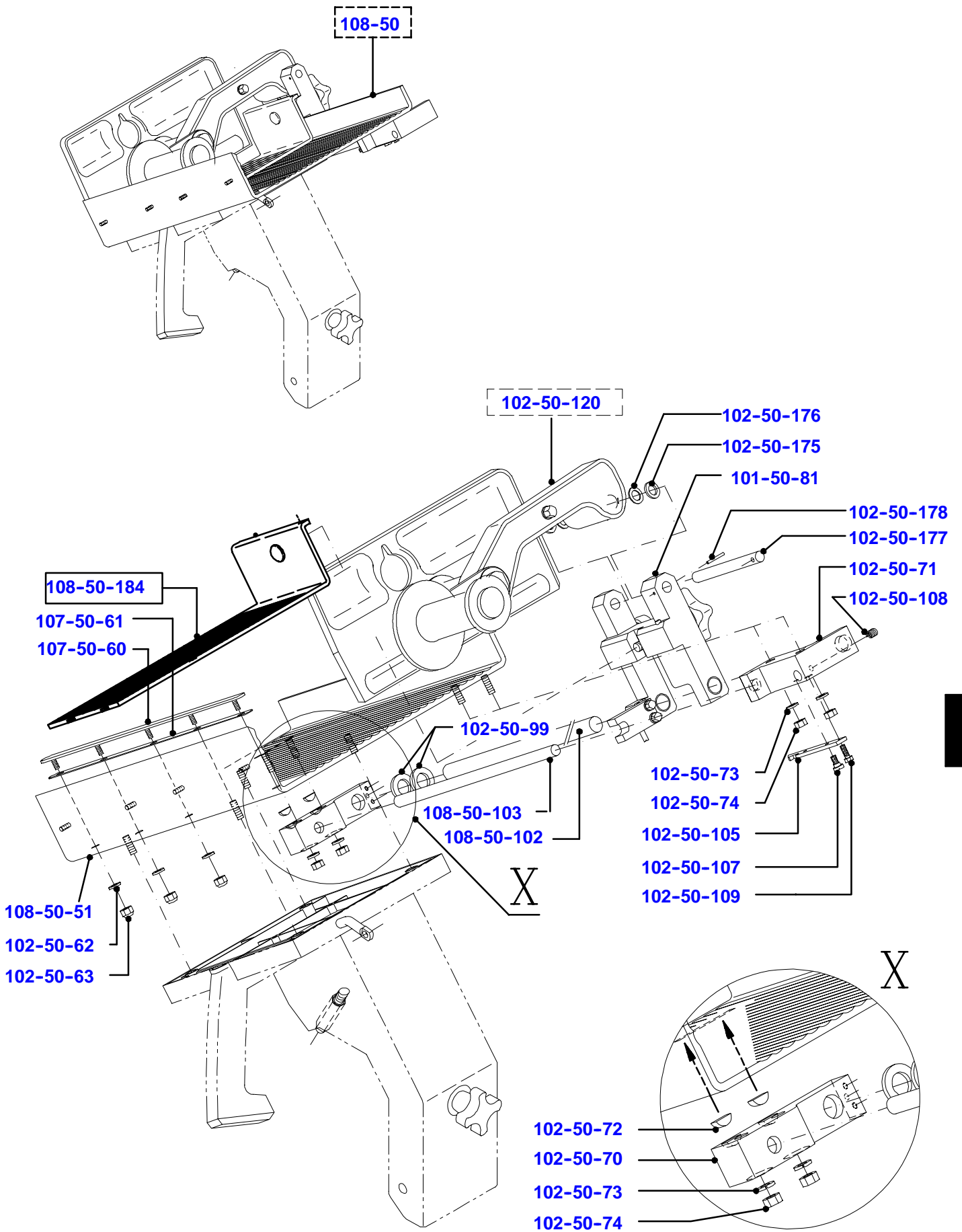
4

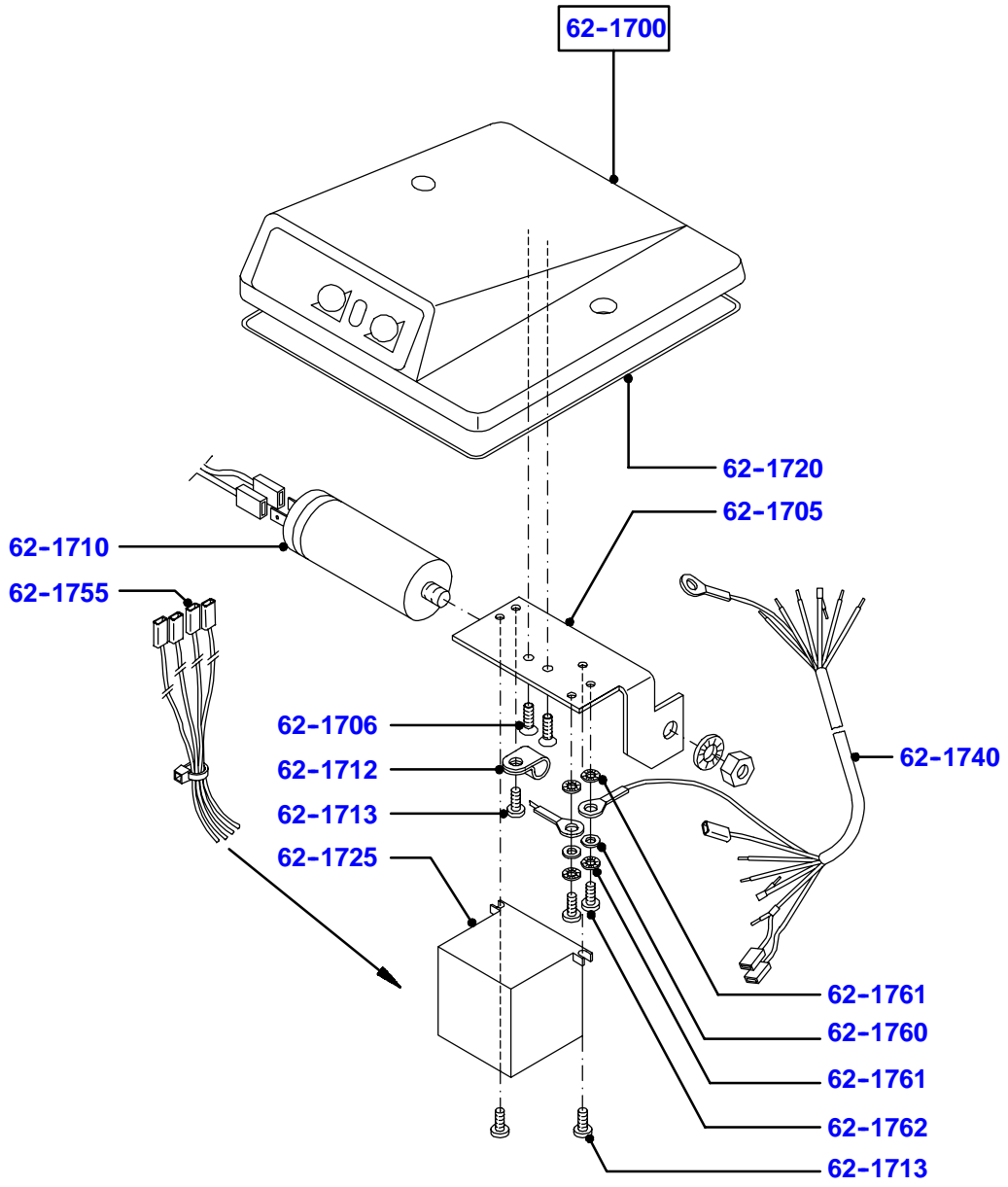


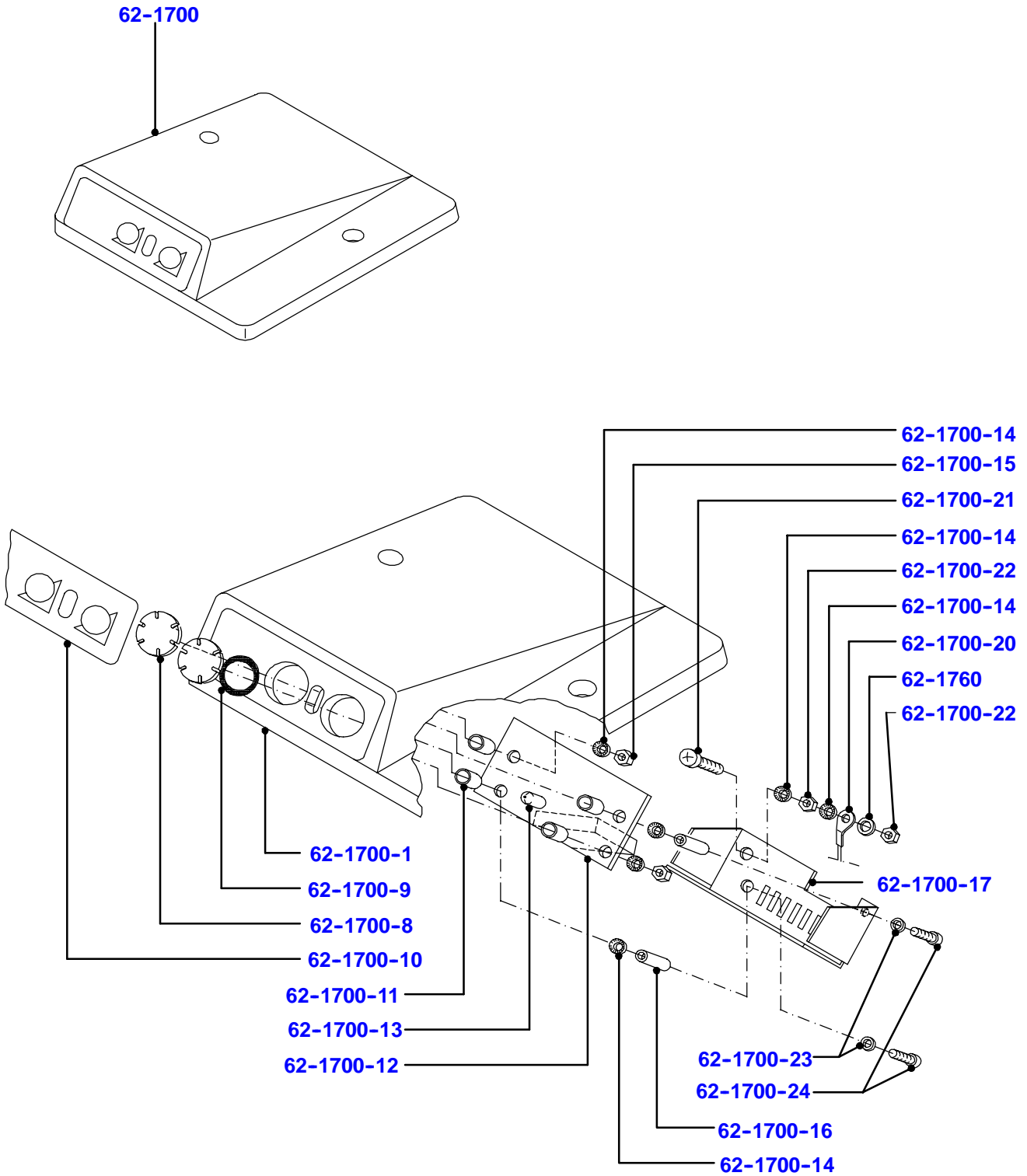


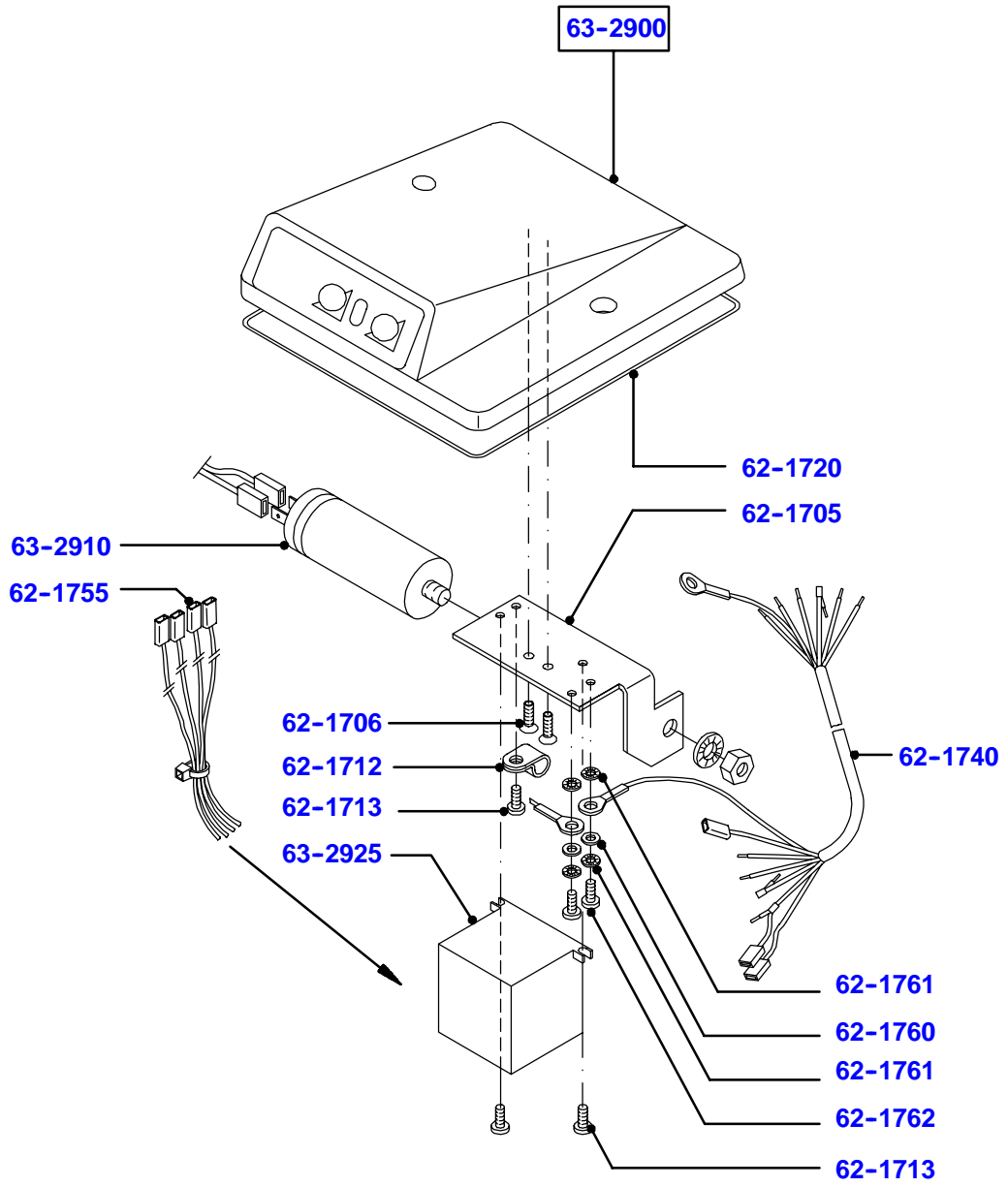




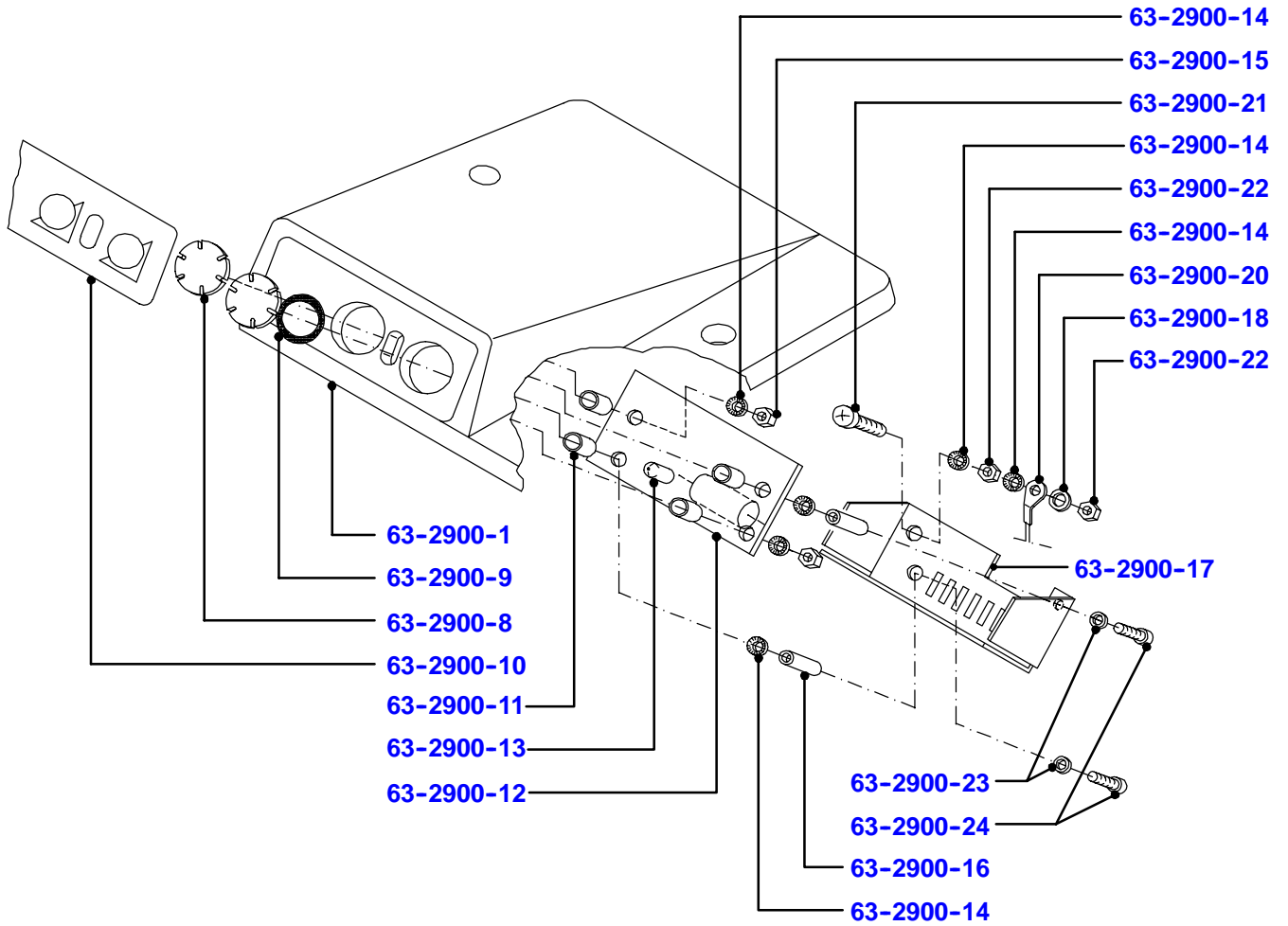
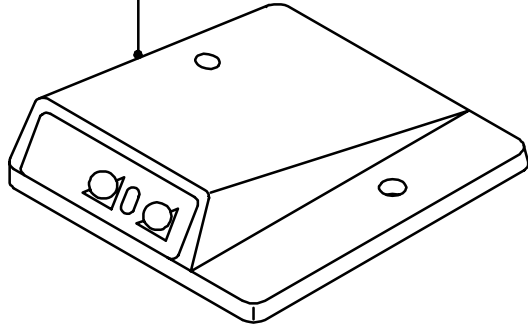


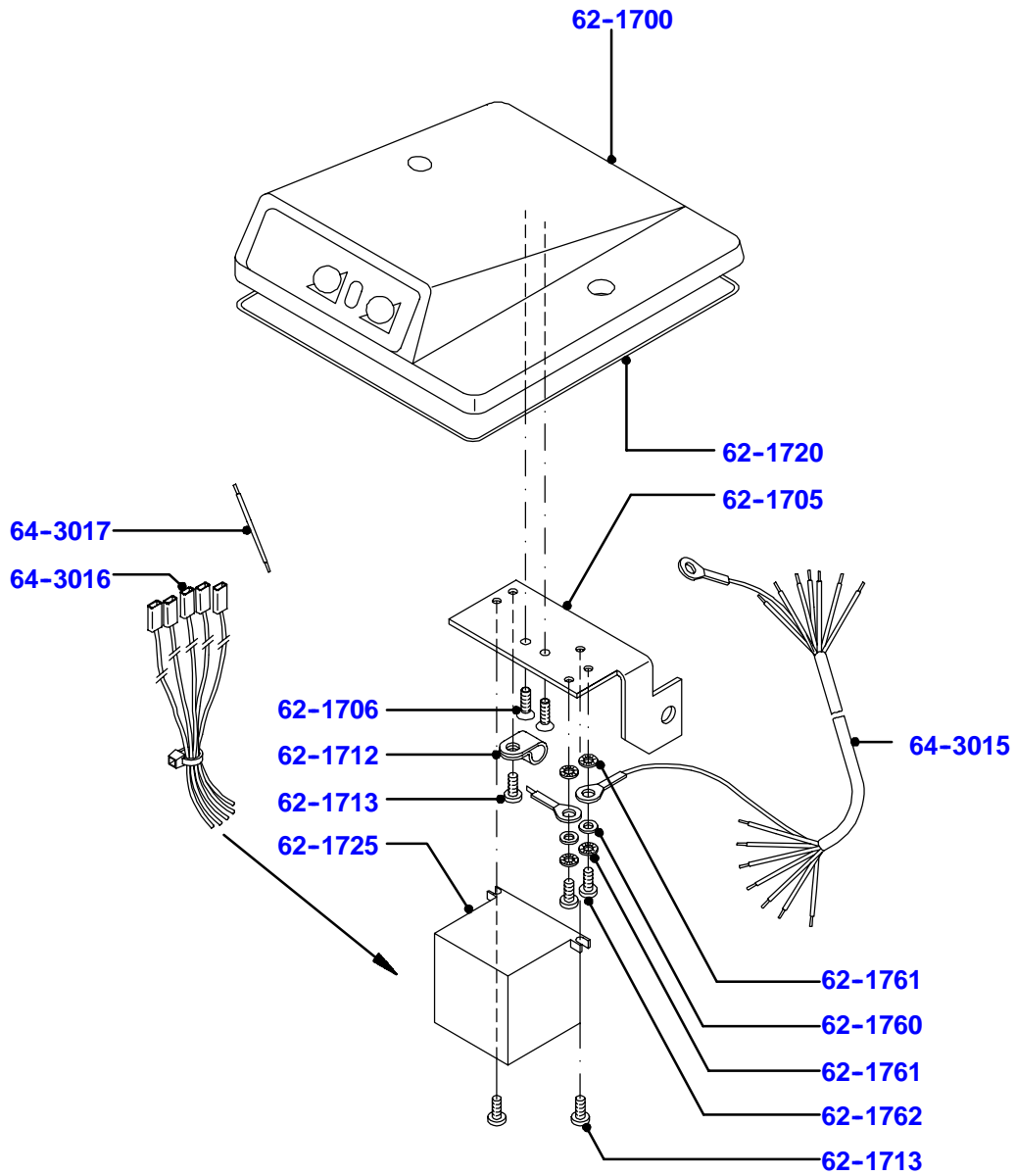






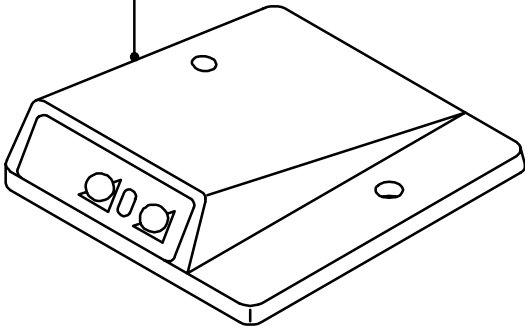
63-2900





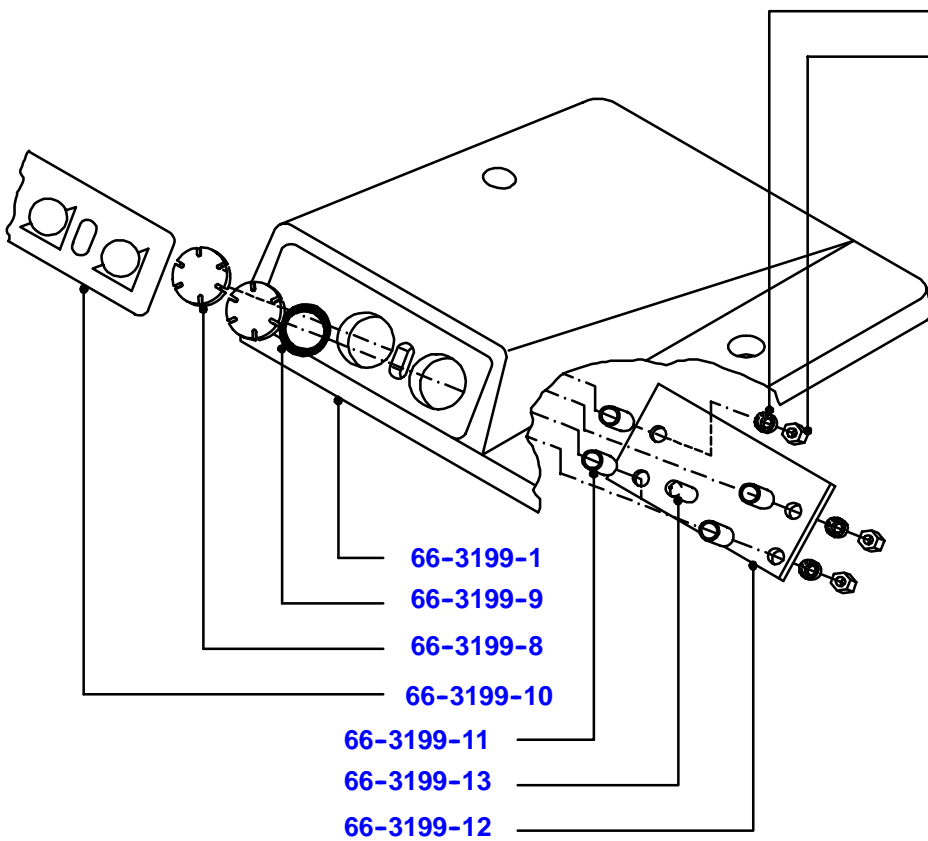
4

66-3199



66-3199-14

66-3199-15



66-3199-1

66-3199-9

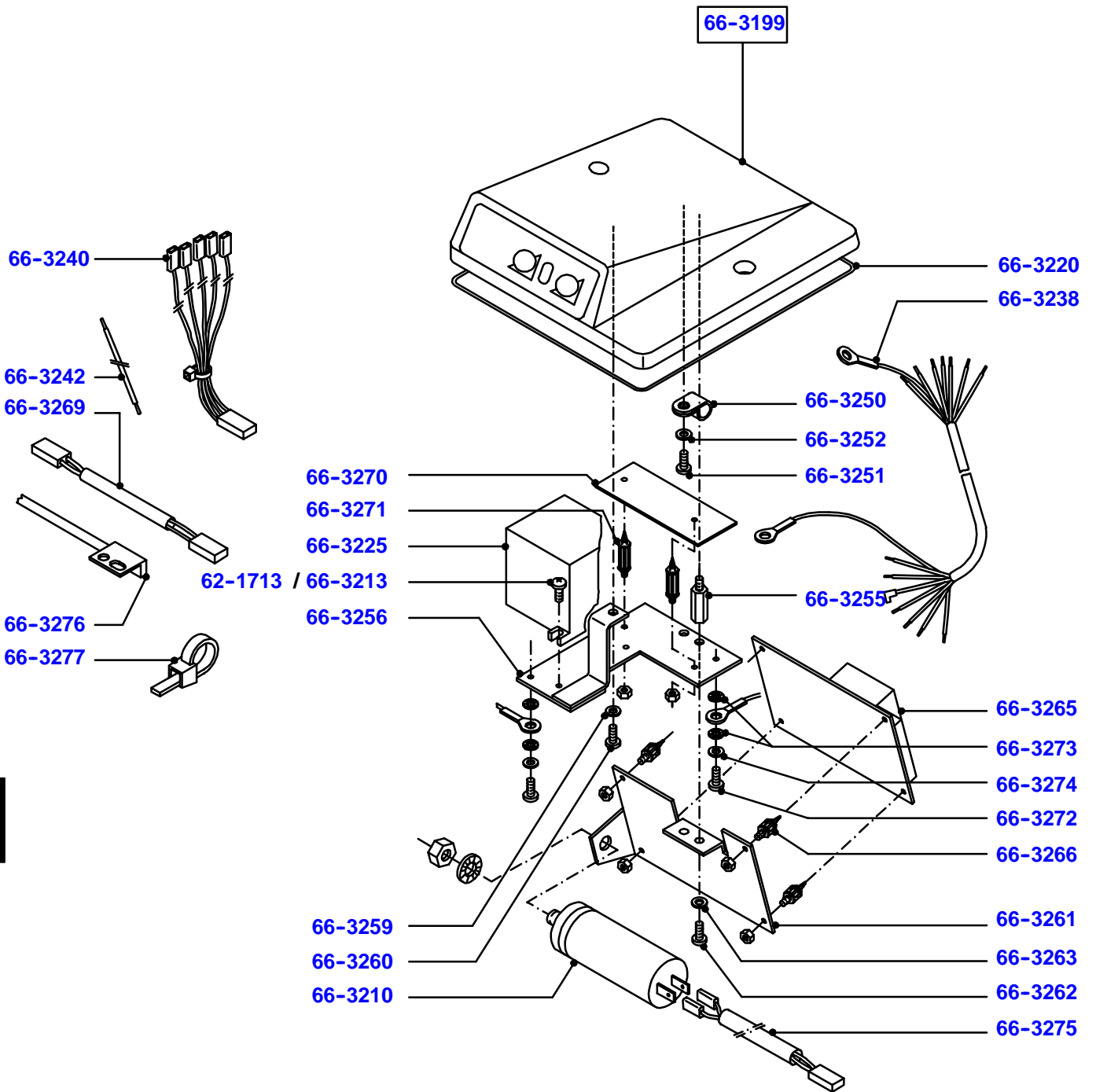
66-3199-8

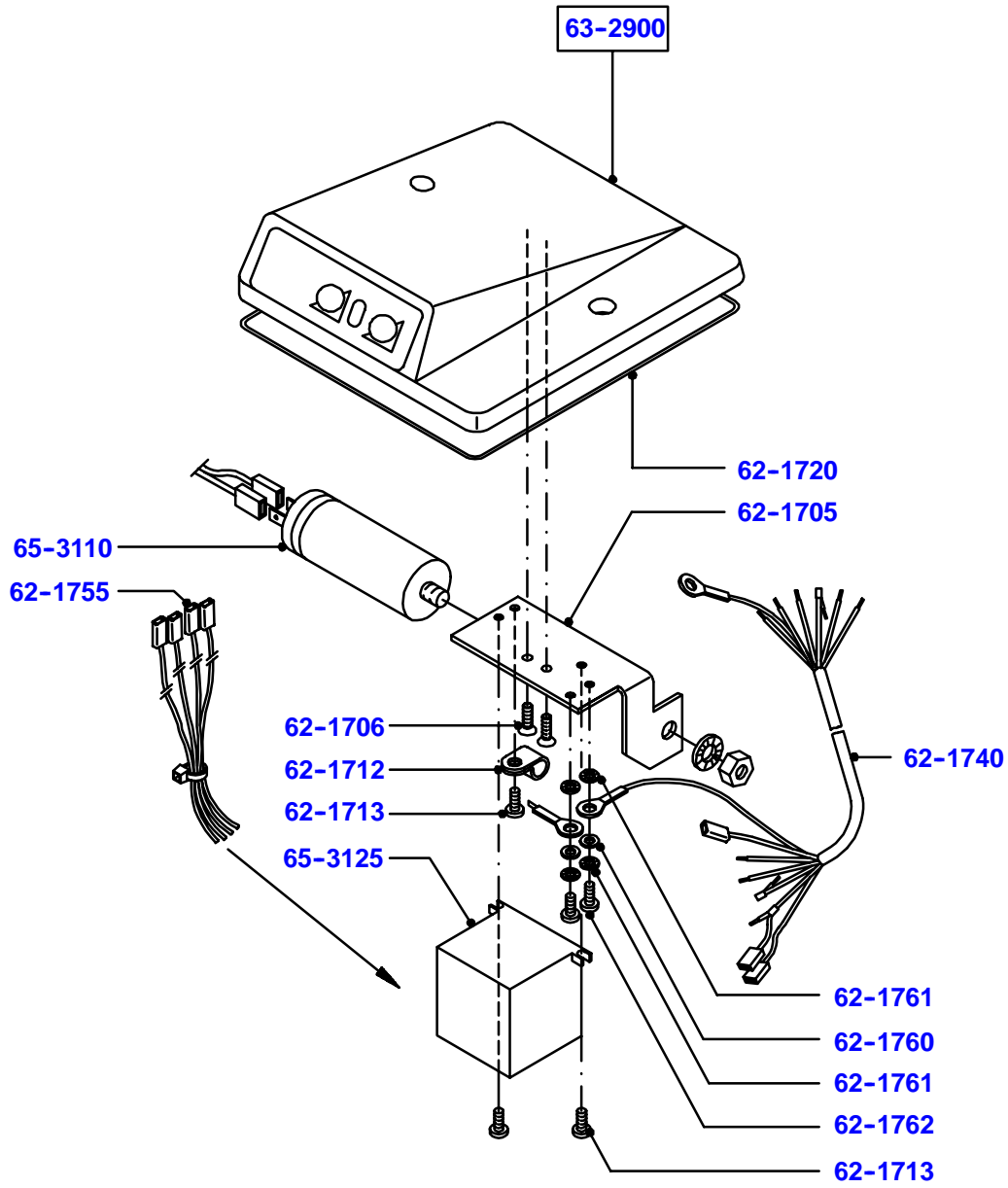
66-3199-10

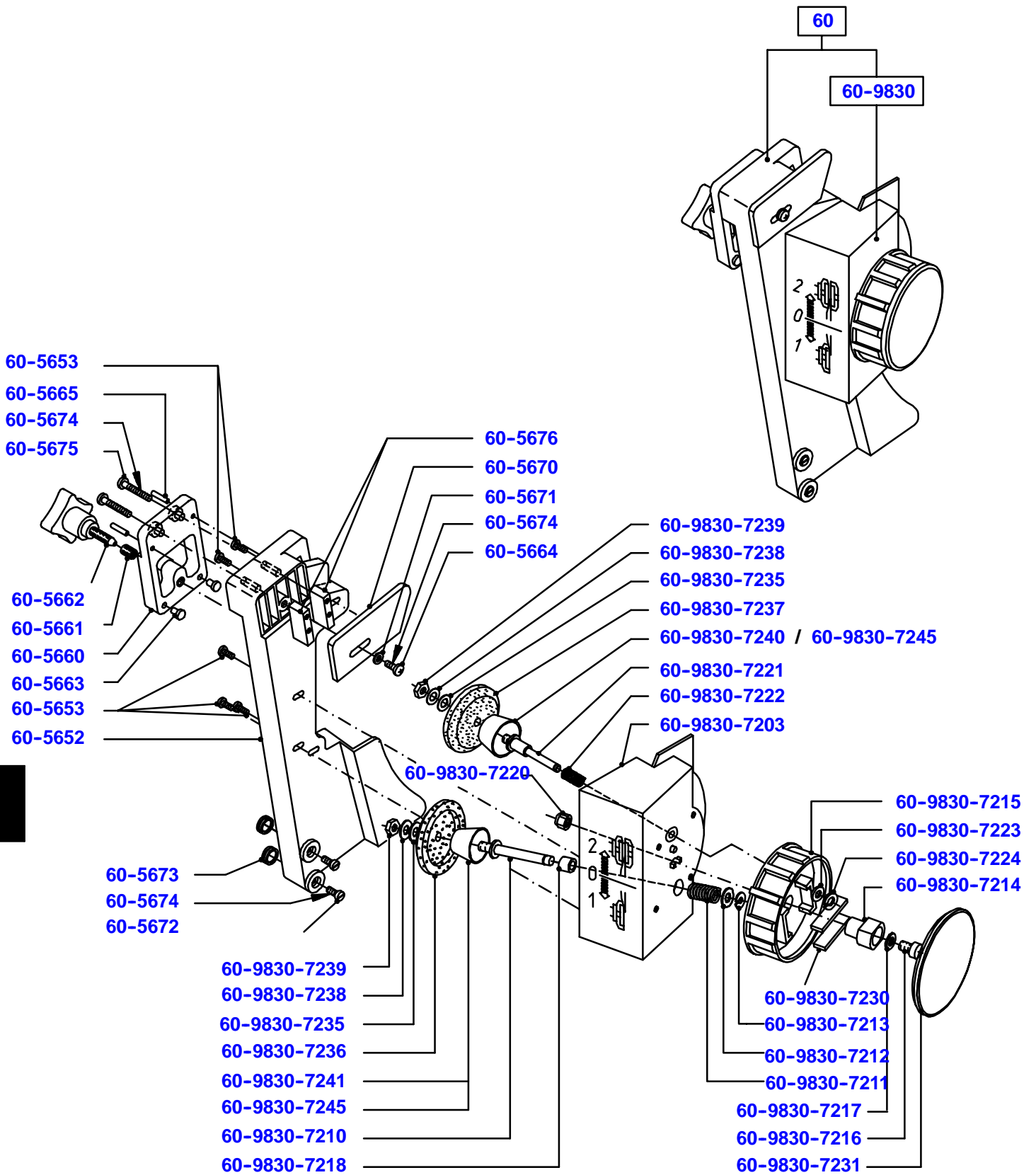
66-3199-11

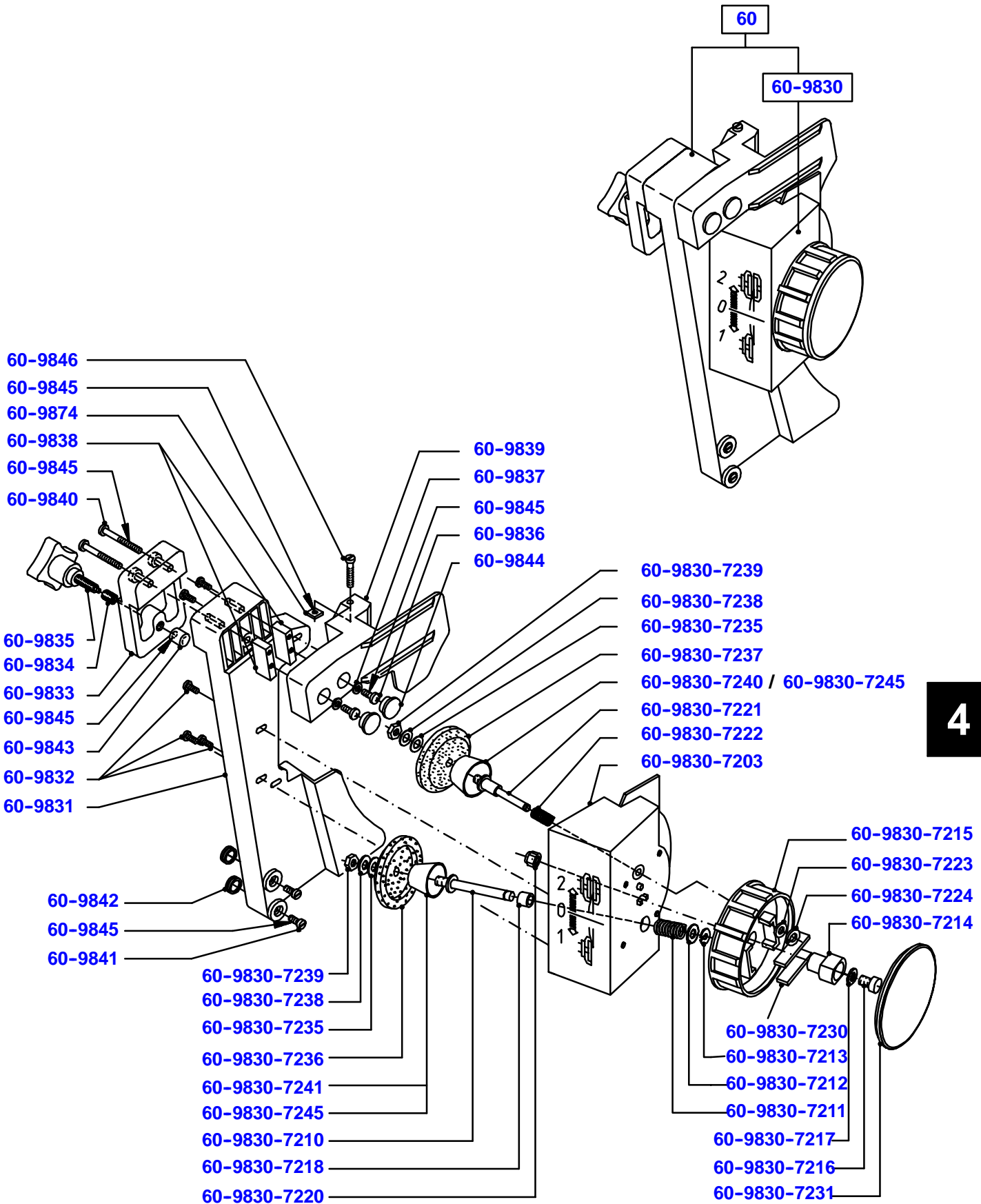
66-3199-13

66-3199-12









drawingpage 58	SE 8	Spare parts list No. 035.98.3.1004	Device series (code No.) 90.031
-------------------	-------------	---------------------------------------	------------------------------------

Device series (code No.) 90.031	Spare parts list No. 035.98.3.1004	Lang. E	SE 8	Textpage 1
------------------------------------	---------------------------------------	------------	-------------	---------------

No. in drawing	Order No.	Pcs.	Designation	From status.. onwards
X	X	X	X	X
1			BASIC PARTS SE 8	012
1-6	56764040000	002	WASHER 4.3	012
1-7	56805470000	001	OVAL-HEAD SCREW M 4X20	012
1-8	56805430000	001	OVAL-HEAD SCREW M 4X10	012
1-9	40220000201	002	PROTECTIVE PLUG 12.2 KNURLED	012
			ITEMS 1-6 TO 1-9 FASTENING PARTS FOR CIRC	
1-16	57743430000	002	CHEESE-HEAD SCREW M 6X20	012
1-17	60220006200	002	PERFORATED DISK	
			ITEMS 1-16 TO 1-17 FASTENING PARTS FOR GAUGE PLATE	
1-18	60223506400	001	LOCKING CAP	012
1-23	60220000900	001	SHAFT	012
1-24	60220001400	001	LOCKING SLIDER PREASSEMBLED	012
1-25	40220002300	001	FIXATION DEVICE	012
1-26	00610300005	001	WASHER 8.2	012
1-27	57750600000	001	LOCK WASHER 6	012
			ITEMS 1-23 TO 1-27 FASTENING PARTS FOR CARRIAGE	
1-33	40220003400	001	PROTECTIVE BAG	012
1-34	50002830000	002	OIL CAN WITH OIL INGRA W505	012
1-34-1	95700910001	000	OIL RENOPAL W505	012
1-35	40950000176	001	BRUSH WITH WIPER	012
1-36	50002840000	001	MULTI-PURPOSE CLOTH COLOURED 300X300	012
1-37	60220007500	001	PAPER FELT	012
			ITEMS 1-34 TO 1-37 = ACCESSORIES	
1-43	51469200000	001	BIZERBA LOGO	012
1-44	51975600000	001	REFERENCE PLATE SE 8	012
1-45	51977200000	001	WARNING PLATE WS1-50K	012

Textpage 2	SE 8	Lang. E	Spare parts list No. 035.98.3.1004	Device series (code No.) 90.031
---------------	-------------	------------	---------------------------------------	------------------------------------

No. in drawing	Order No.	Pcs.	Designation	From status.. onwards
X	X	X	X	X
5	60223504000	001	BLADE COVER COMPL.	019
	60354203900	001	BLADE COVER CLOSED COMPL.	019
5-341	60223504100	001	BLADE COVER	019
	60354204100	001	BLADE COVER CLOSED	019
5-342	60223504300	001	SQUARE BOLT	019
5-343	60120000085	001	DISTANCE WASHER THICKNESS 0.5	019
5-344	60120000086	001	DISTANCE WASHER THICKNESS 0.2	019
5-345	95972840001	000	SCREW SEALING ADHESIVE 50ML LOCTITE 648	019

Device series (code No.) 90.031	Spare parts list No. 035.98.3.1004	Lang. E	SE 8	Textpage 3
------------------------------------	---------------------------------------	------------	-------------	---------------

No. in drawing	Order No.	Pcs.	Designation	From status.. onwards
X	X	X	X	X
10-1	60353500100	001	MACHINE HOUSING	012
	60353500101	001	MACHINE HOUSING	017
10-2	56399800000	001	BALL AND SOCKET JOINT SKF BLRB366499	012
10-3	56808310000	001	SELF-TAPPING SCREW CM3X 6	012
10-4	56083970000	001	THREADED PIN M 6X 8	012
10-5	56083300000	002	THREADED PIN M 10X40	012
10-6	56269330000	001	ROUND-HEADED NOTCHED NAIL 3X6	012
10-7	40220100202	001	COLLAR END BEARING	012
10-8	56735430000	004	WASHER A 4.3	012
10-9	56808440000	004	SELF-TAPPING SCREW CM4X12	012
10-10	60350102700	001	SUPPORTING RAIL	012
10-11	56735430000	003	WASHER A 4.3	012
10-12	57766040000	003	SPRING WASHER A 4	012
10-13	57429120000	003	HEXAGON SCREW M 4X12	013
10-18	60354201800	001	GROOVED CAM COMPL.	012
10-18-19	60223501900	001	GROOVED CAM PREASSEMBLED	012
	60354201900	001	GROOVED CAM PREASSEMBLED USA	012
10-18-19-22	60223502000	001	GROOVED CAM	012
	60354202000	001	GROOVED CAM	012
10-18-19-23	60220100501	001	ROTARY KNOB SHAFT	012
10-18-19-24	56356280000	001	PARALLEL NOTCHED PIN 4 X28	012
10-18-28	40220102601	001	STOP SEGMENT	012
10-18-29	57343120000	002	HEXAGON SCREW M 4X12	012
10-18-30	56735430000	004	WASHER A 4.3	012
10-18-31	57766040000	002	SPRING WASHER A 4	012
10-37	60220108200	001	BRAKE PULLEY 18.05	012

10-38	00110000095	002	CUP SPRING 29.7X18.3X0.35	012
10-39	00110000075	002	WASHER THICKNESS 1.5	012
10-40	00110000082	001	WASHER THICKNESS 0.5	012
10-41	57773180000	001	CIRCLIP A 18X1.2	012
10-47	60223501600	001	ROTARY KNOB COMPL.	012
10-47-48	40223501700	001	CHART	012
10-47-49	40220105001	001	ROTARY KNOB	012
10-47-50	56805420000	002	OVAL-HEAD SCREW M 4X8	012
10-56	56922570000	001	COUNTERSUNK SCREW M 5X25	012

Textpage 4	SE 8	Lang. E	Spare parts list No. 035.98.3.1004	Device series (code No.) 90.031
---------------	-------------	------------	---------------------------------------	------------------------------------

No. in drawing	Order No.	Pcs.	Designation	From status.. onwards
x	x	x	x	x
10-62	60220101001	001	BEARING COMPL.	012
10-62-302	60220101100	001	BEARING PEDESTAL	012
10-62-303	56399800000	001	BALL AND SOCKET JOINT SKF BLRB366499	012
10-62-304	57778700000	001	CIRCLIP IV 35X1.5	012
10-62-305	56083970000	001	THREADED PIN M 6X 8	012
10-62-306	95972950001	000	SCREW SEALING ADHESIVE 50ML LOCTIT.243	012
10-73	56755630000	002	WASHER 10.5	012
10-74	56443820000	004	HEXAGON NUT FLAT-TYPE BM 10	012
10-80	40220100901	001	SEALING COVER	012
10-81	40220101400	001	SEALING RING	012
10-87	60350103100	001	BEARING BRACKET COMPL.	012
10-87-361	60350103200	001	BEARING BRACKET	012
10-87-362	56150360000	001	PARALLEL PIN HOUSING 8M6X25	012
10-87-363	57737200000	001	CHEESE-HEAD SCREW M 8X20	012
10-87-364	40110004103	001	HEXAGON NUT FLAT-TYPE M12X1	012
10-87-365	60220110100	001	THREADED PIN	012
10-100	60353502600	001	HOLDER PREASSEMBLED	012
10-100-101	60353502700	001	HOLDER	012
10-100-102	60223502800	001	SHAFT	012
10-100-103	95972840001	000	SCREW SEALING ADHESIVE 50ML LOCTITE 648	012
10-107	40110000002	001	PRESSURE SPRING	012
10-108	00110000055	001	BOLT	012
10-126	60350100700	001	SUPPORTING RAIL	012
10-127	57767060000	002	SPRING WASHER A 6	012
10-128	57736160000	002	CHEESE-HEAD SCREW M 6X16	012

4

Bitte unbedingt 11 stellige **BESTELL-Nr.** angeben
Please always indicate 11 digit **Order No.**
Absolument nécessaire d'indiquer **No. de commande** (11 chiffres)
Favorisca specificarci sempre il **N. di ordine** a 11 cifre
Es imprescindible que citen el "**No. de pedido**" (11 guarismos)

Device series (code No.) 90.031	Spare parts list No. 035.98.3.1004	Lang. E	SE 8	Textpage 5
------------------------------------	---------------------------------------	------------	-------------	---------------

No. in drawing	Order No.	Pcs.	Designation	From status.. onwards
X	X	X	X	X
10-135	60352100102	001	CARRIAGE GUIDE COMPL. DIMENSION "X" = 150MM/2 ROLLERS	012
	60353502100	001	CARRIAGE GUIDE COMPL. DIMENSION "X" = 170MM/1 ROLLER	012
	60353502101	001	CARRIAGE GUIDE COMPL. DIMENSION "X" = 160MM/1 ROLLER	013
	60353502102	001	CARRIAGE GUIDE COMPL. DIMENSION "X" = 160MM/2 ROLLERS	018
	60354100202	001	CARRIAGE GUIDE COMPL. DIMENSION "X" = 170MM/2 ROLLERS	012
10-135-136	60352100300	001	CARRIAGE GUIDE PREASSEMBLED DIMENSION "X" = 150MM/2 ROLLERS	012
	60353502200	001	CARRIAGE GUIDE PREASSEMBLED DIMENSION "X" = 170MM/1 ROLLER	012
	60353502201	001	CARRIAGE GUIDE PREASSEMBLED DIMENSION "X" = 160MM/1 ROLLER	013
	60353502202	001	CARRIAGE GUIDE PREASSEMBLED DIMENSION "X" = 160MM/2 ROLLERS	018
	60354100302	001	CARRIAGE GUIDE PREASSEMBLED DIMENSION "X" = 170MM/2 ROLLERS	012
10-135-136-137	60352100400	001	CARRIAGE GUIDE DIMENSION "X" = 150MM/2 ROLLERS	012
	60353502300	001	CARRIAGE GUIDE DIMENSION "X" = 170MM/1 ROLLER	012
	60353502301	001	CARRIAGE GUIDE DIMENSION "X" = 160MM/1 ROLLER	013
	60353502302	001	CARRIAGE GUIDE DIMENSION "X" = 160MM/2 ROLLERS	018
	60354100402	001	CARRIAGE GUIDE DIMENSION "X" = 170MM/2 ROLLERS	012
10-135-136-138	50001010000	002	BUSHING 22X25X20	012
10-135-136-139	40110000013	002	FELT RING 22	012
10-135-136-140	96055040001	000	OIL ISOFLEX TOPAS NB 5051	012
10-135-136-141	00300000007	002	WASHER 23	012
10-135-136-142	56453290000	001	THREADED INSERT STANDARD M 12X9	012
10-135-136-143	56083210000	002	THREADED PIN M 8X25	012
10-135-136-144	56083980000	001	THREADED PIN M 6 X 12	012
10-135-136-145	60230102200	001	BEARING BOLT	012
10-135-136-146	40220102500	001	ROLLER	012
10-135-136-147	57750800000	001	LOCK WASHER 8	012
10-135-136-148	60220104501	001	TRUNNION	012
10-135-136-149	57767060000	002	SPRING WASHER A 6	012
10-135-136-150	57736200000	002	CHEESE-HEAD SCREW M 6X20	012
10-135-136-151	40220106800	001	TORSION SPRING 0220106800	012
10-135-136-152	56980720000	001	PAN HEAD SCREW M 5X 4	012
10-135-136-153	56047850000	001	THREADED PIN M 8X25	012
10-135-136-154	95972840001	000	SCREW SEALING ADHESIVE 50ML LOCTITE 648	012
10-135-136-155	95972950001	000	SCREW SEALING ADHESIVE 50ML LOCTIT.243	012
10-135-136-156	60354100700	001	FASTENING ANGLE PLATE COMPL. ALBERTSON	012

Bitte unbedingt 11 stellige **BESTELL-Nr.** angeben
Please always indicate 11 digit **Order No.**
Absolument nécessaire d'indiquer **No. de commande** (11 chiffres)
Favorisca specificarci sempre il **N. di ordine** a 11 cifre
Es imprescindible que citen el "**No. de pedido**" (11 guarismos)

Textpage 6	SE 8	Lang. E	Spare parts list No. 035.98.3.1004	Device series (code No.) 90.031
---------------	-------------	------------	---------------------------------------	------------------------------------

No. in drawing	Order No.	Pcs.	Designation	From status.. onwards
X	X	X	X	X
10-135-161	60360105500	001	CARRIAGE SHAFT	012
10-135-162	60220102800	001	BUFFER DISK 21.5	012
10-135-163	60220111200	001	SHOCK ABSORBER SLEEVE 21X35X30	012
10-135-164	96055040001	000	OIL ISOFLEX TOPAS NB 5051	012
10-135-165	60220102902	001	FELT STRIP	012
10-135-166	60220103002	001	COVER PLATE	012
10-135-167	56808430000	002	SELF-TAPPING SCREW CM4X 8	012
10-135-168	60220103101	001	SUPPORTING ANGLE	012
10-135-169	60220103201	001	SUPPORTING ANGLE	012
10-135-170	60223502500	002	BEARING BUSHING	012
10-135-171	56972720000	002	PAN HEAD SCREW M 6X12	012
10-135-173	95972840001	000	SCREW SEALING ADHESIVE 50ML LOCTITE 648	012
10-135-174	57736500000	001	CHEESE-HEAD SCREW M 6X50	012
10-135-175	50001940000	001	O-SEAL OR 6X3	012
10-135-176	56455600000	001	HEXAGON NUT M 6	012
10-135-177	60220106000	001	LEAF SPRING 1X12X70	012
10-135-178	60353502400	001	SWITCH BAR	012
10-185	60350103000	001	GUIDE RAIL	012
10-186	57347200000	004	HEXAGON SCREW M 6X20	012
10-200	60220103800	001	ECCENTRIC BOLT PREASSEMBLED	018
10-200-572	60220103900	001	ECCENTRIC BOLT	018
10-200-573	00110101004	001	ROLLER COMPL. M. 607-2RS	018
10-200-574	57753600000	001	LOCK WASHER 6	018
10-201	56735640000	001	WASHER A 6.4	018
10-202	56455600000	001	HEXAGON NUT M 6	018
10-245	40110000099	002	WASHER 6.5	012
10-246	57766060000	002	SPRING WASHER A 6	012
10-247	57736250000	002	CHEESE-HEAD SCREW M 6X25	012

4

Bitte unbedingt 11 stellige **BESTELL-Nr.** angeben
Please always indicate 11 digit **Order No.**
Absolument nécessaire d'indiquer **No. de commande** (11 chiffres)
Favorisca specificarci sempre il **N. di ordine** a 11 cifre
Es imprescindible que citen el "**No. de pedido**" (11 guarismos)

Device series (code No.) 90.031	Spare parts list No. 035.98.3.1004	Lang. E	SE 8	Textpage 7
------------------------------------	---------------------------------------	------------	-------------	---------------

No. in drawing	Order No.	Pcs.	Designation	From status.. onwards
X	X	X	X	X
10-255	60353503503	001	MOTOR HOUSING PREASSEMBLED	017
10-255-256	60353500201	001	MOTOR HOUSING WITH HOLES FOR DEFLECTOR	016
	60353500202	001	MOTOR HOUSING WITHOUT HOLES FOR DEFLECTOR	017
10-255-257	60223505500	001	BLADE BUSHING COMPL. FROM MACHINE NO. 127 8292 ONW. TO 132 903	016
	60223505501	001	BLADE BUSHING COMPL. FROM MACHINE NO. 132 9031 ONW.	017
10-255-257-1	60223500404	001	BLADE BUSHING PREASSEMBLED	017
10-255-257-1-1	60223500504	001	BLADE BUSHING	017
10-255-257-1-3	56360940000	002	GROOVED BALL BEARING 6004-2RS	017
10-255-257-1-5	57778720000	002	CIRCLIP IV 42X1.75	017
10-255-257-1-7	60223500600	001	BLADE SHAFT	017
10-255-257-1-9	60120007115	001	SUPPORTING DISK	017
10-255-257-1-11	50001680000	003	CUP SPRING 31.7X20.4X0.3	017
10-255-257-1-13	50003130000	001	W-SEALING RING BA SL 20X42X10	017
10-255-257-1-15	96055040001	000	OIL ISOFLEX TOPAS NB 5051	017
10-255-257-3	60223500302	001	MOUNTING 3-HOLE	017
10-255-257-5	60223501300	001	LABYRINTH SEAL I	017
10-255-257-7	57451180000	003	COUNTERSUNK SCREW M 4X 8	017
10-255-257-9	56362520000	001	GROOVED BALL BEARING 6912-2RU DIAMETER 85MM	017
10-255-257-258-1	60223500503	001	BLADE BUSHING	016
10-255-257-272	60223500301	001	MOUNTING	016
10-255-257-275	56362530000	001	GROOVED BALL BEARING 6812-2RU DIAMETER 78MM	016
10-255-281	50003690000	001	O-SEAL OR 76X2.5	016
	50003710000	001	O-SEAL OR 83X3.0	017
10-255-282	57766060000	003	SPRING WASHER A 6	016
10-255-283	57736160000	003	CHEESE-HEAD SCREW M 6X16	016
10-255-284	60223500702	001	BELT PULLEY	016
10-255-285	60223505100	001	ADJUSTING SPRING	016
10-255-285-1	56709500000	050	ADJUSTING SPRING A 8X7X36	016

Textpage 8	SE 8	Lang. E	Spare parts list No. 035.98.3.1004	Device series (code No.) 90.031
---------------	-------------	------------	---------------------------------------	------------------------------------

No. in drawing	Order No.	Pcs.	Designation	From status.. onwards
X	X	X	X	X
10-255-286	57749240000	001	SAFETY PLATE SKF 55 MB11	016
10-255-287	56433540000	001	SLOTTED NUT (SKF KM11 M55X2)	016
10-255-288	50009770000	001	RIBBED V-BELT J10-457	016
10-255-289	60223500800	001	SPACER RING	016
10-255-290	60120000028	001	SPACER RING THICKNESS 0.5	016
10-255-291	60120000021	001	SPACER RING THICKNESS 0.2	016
10-255-292	60223500900	001	SPACER RING THICKNESS 2.95	016
10-255-293	60223501000	001	NUT	016
10-255-294	60223504800	001	WASHER	016
10-255-298	60223503700	001	SPACER SLEEVE	017
10-255-299	57766060000	001	SPRING WASHER A 6	017
10-255-300	57765600000	001	SPRING WASHER 6	017
10-255-301	57736500000	001	CHEESE-HEAD SCREW M 6X50	017
10-255-302	57736300000	001	CHEESE-HEAD SCREW M 6X30	017
10-255-303	56777120000	001	WASHER 12	017
10-255-304	00610000084	003	WASHER 16X1.5	017

Device series (code No.) 90.031	Spare parts list No. 035.98.3.1004	Lang. E	SE 8	Textpage 9
------------------------------------	---------------------------------------	------------	-------------	---------------

No. in drawing	Order No.	Pcs.	Designation	From status.. onwards
x	x	x	x	x
10-255-308	60353504700	001	PRODUCT SUPPORTER COMPL.	017
10-255-308-309	60353504800	001	PRODUCT SUPPORTER	017
10-255-308-310	60540101700	001	NUT	017
10-255-308-311	60540101800	001	COVER	017
10-255-308-312	95972840001	000	SCREW SEALING ADHESIVE 50ML LOCTITE 648	017
10-255-313	56972600000	001	OVAL-HEAD SCREW M 5X10	017
10-255-314	60353504900	001	GUARD RING PREASSEMBLED WITH ADJUSTABLE PRODUCT SUPPORTER	017
	60354203600	001	GUARD RING PREASSEMBLED	017
10-255-314-315	60353503702	001	GUARD RING FOR ADJUSTABLE PRODUCT SUPPORTER	017
	60354203702	001	GUARD RING	017
10-255-314-316	50373960000	001	MAGNET RD. 10X6	017
	60540271900	001	MAGNET VACODYM370WZ RD.10X4	017
10-255-314-317	60223506301	001	COVER	017
10-255-314-318	95972870001	000	SCREW SEALING ADHESIVE 50ML LOCTIT.638	017
10-255-319	95972840001	000	SCREW SEALING ADHESIVE 50ML LOCTITE 648	017
10-300	60223500402	001	BLADE BUSHING PREASSEMBLED FROM MACHINE NO. 119 8836 ONW. TO 127 829	014
10-300-301	60223500502	001	BLADE BUSHING	014
10-320	57810080000	001	CLAMPING PIN SG 10 X16	017
10-321	60350103400	001	WASHER 6.1	018
10-322	56735640000	001	WASHER A 6.4	017
10-323	57766060000	001	SPRING WASHER A 6	017
10-324	57736250000	002	CHEESE-HEAD SCREW M 6X25	017
10-325	57736350000	002	CHEESE-HEAD SCREW M 6X35	017
10-326	60223503800	001	SPACER SLEEVE	017
10-327	57766060000	001	SPRING WASHER A 6	017
10-328	57736400000	001	CHEESE-HEAD SCREW M 6X40	017
10-329	56735640000	001	WASHER A 6.4	017
10-330	60223501400	001	LABYRINTH SEAL A	012
10-331	57630610000	004	COUNTERSUNK SCREW M 6X11	013
	57630620000	004	COUNTERSUNK SCREW M 6X12	012
10-355	60223504400	001	TRIANGULAR NUT WITH BOLT	
10-355-356	60223504500	001	TRIANGULAR NUT	012
10-355-357	60223504600	001	THREADED BOLT	012
10-365	57743260000	001	CHEESE-HEAD SCREW M 5X16	012
10-368	60223506000	001	DEFLECTOR COMPL.	017
10-368-369	60223505400	001	DEFLECTOR	017
10-368-370	60223505800	001	BEARING BOLT	017
10-368-371	60540102400	001	ADJUSTING BOLT	017
10-368-372	95972950001	000	SCREW SEALING ADHESIVE 50ML LOCTIT.243	017
10-368-373	95972840001	000	SCREW SEALING ADHESIVE 50ML LOCTITE 648	017
10-368-374	50003040000	001	DECOR. PIN MESSRS. INDEN NO4115 WHITE	017

Bitte unbedingt 11 stellige **BESTELL-Nr.** angeben
Please always indicate 11 digit **Order No.**
Absolument nécessaire d'indiquer **No. de commande** (11 chiffres)
Favorisca specificarci sempre il **N. di ordine** a 11 cifre
Es imprescindible que citen el "**No. de pedido**" (11 guarismos)

Textpage 10	SE 8	Lang. E	Spare parts list No. 035.98.3.1004	Device series (code No.) 90.031
----------------	-------------	------------	---------------------------------------	------------------------------------

No. in drawing	Order No.	Pcs.	Designation	From status.. onwards
x	x	x	x	x
10-370	60350002103	001	DEFLECTOR	013
10-371	60350002800	001	BEARING PEDESTAL COMPL.	012
10-372	40110038103	001	FLANGE BUSHING 5X7X3.5	012
10-373	60350003200	001	SPACER RING 5.1X10X6	012
10-374	50001490000	002	CUP SPRING B 10X5.2X0.4	012
10-375	60610300019	000	THRUST WASHER	017
10-376	56417040000	001	CAP NUT M 4	
	60223506500	001	BRAKE PULLEY	017
10-377	60223506600	001	WASHER	017
10-378	57767060000	000	SPRING WASHER A 6	018
10-379	57343100000	001	HEXAGON SCREW M 4X10	018
10-380	96000040001	000	GREASE POLYLUB GA 352 P	017
10-381	60350402001	001	PROTECTIVE PLUG 16.2 KNURLED	017
10-385	56972500000	002	OVAL-HEAD SCREW M 4X12	017
10-386	95972840001	000	SCREW SEALING ADHESIVE 50ML LOCTITE 648	017
10-388	57732820000	001	CHEESE-HEAD SCREW M 6X6	017
10-390	56808430000	002	SELF-TAPPING SCREW CM4X 8	012
10-395	56735440000	003	WASHER A 4.3	012
10-396	57758400000	006	TOOTHED LOCK WASHER A 4.3	012
10-397	56808440000	003	SELF-TAPPING SCREW CM4X12	012
10-405	60354101000	001	COVER	014
10-406	60353505100	001	DISTANCE PIN	017
10-409	56808430000	004	SELF-TAPPING SCREW CM4X 8	012
10-410	71169050000	001	NYLON CLIPS HP-5N	012
10-420	60220109100	001	SPACER BUSHING 6.6X16X26	012
10-421	60610000124	005	RUBBER FOOT	012
10-422	57736250000	004	CHEESE-HEAD SCREW M 6X25	012
10-423	57736600000	001	CHEESE-HEAD SCREW M 6X60	012
10-430	95972950001	000	SCREW SEALING ADHESIVE 50ML LOCTIT.243	012
10-431	95972840001	000	SCREW SEALING ADHESIVE 50ML LOCTITE 648	012
10-432	96002030001	000	MOLYKOTE LONGTHERM W 2	012
10-500	60354100502	001	HOLDER FOR SENSOR ALBERTSON	
10-540	60546100801	001	SENSOR COMPL. INITIAL CARRIAGE POS. A400 ALBERTSON	012
11	60353503001	001	GAUGE PLATE	017
14	60354303700	002	STOP	019
15	57630540000	001	COUNTERSUNK SCREW M 5X16	013
16	95972840001	001	SCREW SEALING ADHESIVE 50ML LOCTITE 648	013
17	56359360000	001	PARALLEL NOTCHED PIN 4 X10	013

Bitte unbedingt 11 stellige **BESTELL-Nr.** angeben
Please always indicate 11 digit **Order No.**
Absolument nécessaire d'indiquer **No. de commande** (11 chiffres)
Favorisca specificarci sempre il **N. di ordine** a 11 cifre
Es imprescindible que citen el **"No. de pedido** (11 guarismos)

Device series (code No.) 90.031	Spare parts list No. 035.98.3.1004	Lang. E	SE 8	Textpage 11
------------------------------------	---------------------------------------	------------	-------------	----------------

No. in drawing	Order No.	Pcs.	Designation	From status.. onwards
X	X	X	X	X
19-197	52022010000	000	MOTOR A.C. SRB 1.5/4-A40R 220V /50HZ	012
19-198	52022020000	000	MOTOR A.C. SRB 1.5/4-A40R 240V /50HZ	012
19-199	52022040000	000	MOTOR A.C. SE-8 100V50/60H	012
19-200	52022070000	000	MOTOR A.C. SRB 1.5/4-A40R 220V /60HZ	012
19-201	52022120000	000	MOTOR A.C. SW SRB 1.5/4-A40R USA/CAN 120V /60HZ	012
19-221	52022080000	000	MOTOR 3-PHASE CURRENT SR 1.5/4-A40R 220V/380V /50HZ	012
19-223	52022100000	000	MOTOR 3-PHASE CURRENT SR 1.5/4-A40R 220V /60HZ	012
19-224	52022110000	000	MOTOR 3-PHASE CURRENT SR 1.5/4-A40R 200V /60HZ	012
19-225	60220104401	001	MOTOR PEDESTAL	012
19-226	57736250000	003	CHEESE-HEAD SCREW M 6X25	012
19-227	56735640000	003	WASHER A 6.4	012
19-228	56400870000	003	LOCK NUT M 6	012
19-229	57383370000	001	HEXAGON SCREW M 8X75 SZ	012
19-230	50281160000	010	CUP SPRING 18X8.2X0.5	012
19-231	56443800000	002	HEXAGON NUT FLAT-TYPE BM 8	012
19-232	56455800000	002	HEXAGON NUT M 8	012
19-233	60220104601	001	EXHAUST AIR HOOD ON TOP	012
19-234	40220104701	001	EXHAUST AIR HOOD AT BOTTOM	012
19-235	56735430000	003	WASHER A 4.3	012
19-236	56805410000	003	OVAL-HEAD SCREW M 4X6	012
19-237	60226101800	001	STRAND GROUND WIRE COVER SERIES 8	012
19-238	56808430000	001	SELF-TAPPING SCREW CM4X 8	012
19-239	57758400000	002	TOOTHED LOCK WASHER A 4.3	012
19-240	56735440000	001	WASHER A 4.3	012

Textpage 12	SE 8	Lang. E	Spare parts list No. 035.98.3.1004	Device series (code No.) 90.031
----------------	-------------	------------	---------------------------------------	------------------------------------

No. in drawing	Order No.	Pcs.	Designation	From status.. onwards
X	X	X	X	X
22	60350102200 60350102300	001 001	POWER CONNECTION 3-PHASE CURRENT POWER CONNECTION	012
22-790	60350101400	001	FASTENING BRACKET	012
22-791	60220109700	001	INSULATING PLATE	012
22-792	71130260000	001	TERMINAL STRIP MK 3/8	012
22-793	56805380000	002	OVAL-HEAD SCREW M 3X20	012
22-794	56455300000	002	HEXAGON NUT M 3	012
22-795	71010630000	001	SCREW COUPLING ST13.5 UL53015030	012
22-796	71161130000	001	NUT M PG13.5	012
23	00110038600 40110047300 40110047400 40110047600 40300057700 60110064200 60226200101 60350101300 60476200102	001 001 001 001 001 001 001 001 001	POWER LEAD WITHOUT PLUG POWER LEAD EURO POWER LEAD EXPORT POWER LEAD GB POWER CONNECTING CABLE POWER LEAD PERILEX CURVED CONNECTOR POWER CABLE CEKON 2.5M POWER CONNECTION POWER LEAD CEKON	012 012 012 012 012 012 012 007 012
23-4	71473050000 76480350000	001 001	PERILEX CURVED CONNECTOR 5-PIN PERILEX CONNECTOR 5-PIN	012 012
23-762	40220106300	001	INSULATING PLATE	007
23-763	71130220000	001	TERMINAL STRIP MK 3/5	007
23-766	71010630000	001	SCREW COUPLING ST13.5 UL53015030	007
23-767	71161130000	001	NUT M PG13.5	007

Device series (code No.) 90.031	Spare parts list No. 035.98.3.1004	Lang. E	SE 8	Textpage 13
------------------------------------	---------------------------------------	------------	-------------	----------------

No. in drawing	Order No.	Pcs.	Designation	From status.. onwards
X	X	X	X	X
30	60350004600	001	LIMIT SWITCH FOR ZERO POSITION AC	012
	60350004700	001	LIMIT SWITCH FOR ZERO POSITION 3-PH.CURR.	012
30-140	71021160000	001	LIMIT SWITCH AT0 11-1-IA	
30-141	71021170000	001	ANGULAR ROLLER LEVER WR-AT 0	
30-142	60350103300	001	FASTENING BRACKET	
30-146	60226100600	001	CABLE ZERO LIMIT SWITCH, AC, VS8-G	
33	71169030000	001	NYLON CLIPS HP-3N	
34	56808440000	001	SELF-TAPPING SCREW CM4X12	012
35	56735430000	001	WASHER A 4.3	012
42	47501300600	001	CIRCUIT DIAGRAM SER.8 3-PH.CONTAC.CONT.	012
	47501300700	001	CIRC. DIAGRAM SER.8 1-PH.CONTAC.CONTROL	012
	60224801000	001	ADHESIVE CIRCUIT DIAGRAM A.C. SERIES 8	013
	60224801100	001	ADHESIVE CIRCUIT DIAGRAM 3-PH.C. SERIES 8	013
	60224801201	001	ADHES.DIAGR.AC W/O NEUTR.CONDUCT.SER. 8	016
	60224801300	001	ADHES.DIAGR.AC WITH NEUTR.CONDUCT. S.8	017
	60224801500	001	ADHES.DIAGR.AC 120V SERIES 8	016
	60224802000	001	ADHES.DIAGR.3-PH.C. W/O NEUTR.COND. S..8	017
	60224802100	001	ADHES.DIAGR.3-PH.C. W.NEUTR.COND. SER.8	017
	60224802200	001	ADHES.DIAGR.AC WITH CUTOFF DEVICE	017
	67501230800	001	CIRCUIT DIAGRAM SE8/VS8 CONTACTOR CON.	013
	67501467800	001	ADHESIVE CIRCUIT DIAGRAM A.C. SE8	012
43	60226300101	000	CIRCUIT DIAGRAM AC CUTOFF DEVICE SE8	017
	60226301000	000	WIRING DIAGR. AC SERIES 8 W/O ZERO RESET	016
	60226301001	000	WIRING DIAGR. AC SERIES 8 W/O ZERO RESET	017
	60226301100	000	WIRING DIAGRAM AC SERIES 8 W. ZERO RESET	017
	60226301500	000	WIRING DIAGRAM AC SERIES 8 120V	016
	60226302000	000	WIRING DIAGR.3-PH.SERIES 8 W/O ZERO RESE.	017
	60226302100	000	WIRING DIAGR.3-PH.SERIES 8 W. ZERO RESET	017
47	47509000300	001	REFERENCE PLATE GER	013
	47509000400	001	REFERENCE PLATE ENG	013
	47509000500	001	REFERENCE PLATE FRA	013
	47509000600	001	REFERENCE PLATE ESP	013
	47509000700	001	REFERENCE PLATE ITA	013
	47509001300	001	REFERENCE PLATE DNK	020
	47509010200	001	REFERENCE PLATE PORT	020
	51908600000	001	REFERENCE PLATE FRA SE8	012

Textpage 14	SE 8	Lang. E	Spare parts list No. 035.98.3.1004	Device series (code No.) 90.031
----------------	-------------	------------	---------------------------------------	------------------------------------

No. in drawing	Order No.	Pcs.	Designation	From status.. onwards
X	X	X	X	X
60	60353100001	001	SHARPENER COMPL.	014
	60353400001	001	SHARPENER COMPL. UVV (ACCIDENT PREVENTION REGULATIONS) /EUR	014
60-5652	60353100102	001	ADAPTER	012
60-5653	57463000000	005	SELF-TAPPING SCREW ST 3.5X16Z1-F	012
60-5660	60230600101	001	CLAMPING PIECE	012
60-5661	56453180000	001	THREADED INSERT STANDARD M 6X9	012
60-5662	60510700015	001	STAR KNOB COMPL.	012
60-5662-2	56087040000	001	STAR KNOB K 40 M 8	012
60-5663	40110102102	002	BOLT 7X1	012
60-5664	56805450000	001	OVAL-HEAD SCREW M 4X12	012
60-5665	56355140000	002	PARALLEL NOTCHED PIN 3 X14	012
60-5670	60223100201	001	STOP	012
60-5671	56764040000	001	WASHER 4.3	012
60-5672	56951100000	001	PAN HEAD SCREW M 4X10	012
60-5673	50828420000	001	PROTECTIVE PLUG GREY NO.610064	012
60-5674	95972950001	000	SCREW SEALING ADHESIVE 50ML LOCTIT.243	012
60-5675	56806490000	002	OVAL-HEAD SCREW M 4X30	012
60-5676	60353400300	002	NUT PLATE	012
60-9830	60220600100	001	SHARPENER PREASSEMBLED	012
60-9830-7203	60220600202	001	HOUSING	012
60-9830-7210	60220600500	001	BEARING BOLT WITH COLLAR	012
60-9830-7211	40110500001	001	PRESSURE SPRING 0110500001	012
60-9830-7212	56755650000	001	WASHER 6.4	012
60-9830-7213	57750400000	001	LOCK WASHER 4	012
60-9830-7214	60220600600	001	BEARING BOLT	012
4 60-9830-7215	40220600800	001	HANDWHEEL	012
60-9830-7216	56805720000	001	OVAL-HEAD SCREW M 6X30	012
60-9830-7217	56735640000	001	WASHER A 6.4	012
60-9830-7218	60220602600	001	SPACER BUSHING	012
60-9830-7220	56400860000	001	LOCK NUT M 6	012
60-9830-7221	60220600700	001	SHAFT	012
60-9830-7222	40220601000	001	PRESSURE SPRING 0.8X6.3X19	012
60-9830-7223	40220601100	001	WASHER	012
60-9830-7224	57750400000	001	LOCK WASHER 4	012
60-9830-7230	40220601200	002	LEAF SPRING	012
60-9830-7231	60220600900	001	COVER	012
60-9830-7235	40110500008	002	WASHER 6.3	012
60-9830-7236	60223401000	001	SHARPENING STONE	012
60-9830-7237	60223401100	001	HONING STONE	012
60-9830-7238	56728640000	002	WASHER A 6.4	012
60-9830-7239	56448600000	002	HEXAGON NUT FLAT-TYPE BM 6	012
60-9830-7240	60220602201	001	COVER	012
60-9830-7241	60220602301	001	COVER	012
60-9830-7245	96002030001	000	MOLYKOTE LONGTHERM W 2	012

Bitte unbedingt 11 stellige **BESTELL-Nr.** angeben
Please always indicate 11 digit **Order No.**
Absolument nécessaire d'indiquer **No. de commande** (11 chiffres)
Favorisca specificarci sempre il **N. di ordine** a 11 cifre
Es imprescindible que citen el "**No. de pedido**" (11 guarismos)

Device series (code No.) 90.031	Spare parts list No. 035.98.3.1004	Lang. E	SE 8	Textpage 15
------------------------------------	---------------------------------------	------------	-------------	----------------

No. in drawing	Order No.	Pcs.	Designation	From status.. onwards
X	X	X	X	X
60-9831	60353400102	001	ADAPTER	014
60-9832	57463000000	005	SELF-TAPPING SCREW ST 3.5X16Z1-F	012
60-9833	60223400800	001	CLAMPING PIECE WITH SPACER	012
60-9833-1	60223400300	001	CLAMPING PIECE	
60-9833-2	60223400700	001	SPACER	
60-9834	56453180000	001	THREADED INSERT STANDARD M 6X9	012
60-9835	60510700015	001	STAR KNOB COMPL.	012
60-9835-2	56087040000	001	STAR KNOB K 40 M 8	012
60-9835-4	60510700014	001	THREADED BOLT	012
60-9836	56805460000	002	OVAL-HEAD SCREW M 4X16	012
60-9837	56739040000	002	WASHER A 4.3	012
60-9838	60223400600	002	NUT PLATE	012
60-9839	60353400201	001	MOUNTING	012
60-9840	56806510000	002	OVAL-HEAD SCREW M 4X40	012
60-9841	56951100000	001	PAN HEAD SCREW M 4X10	012
60-9842	50828420000	001	PROTECTIVE PLUG GREY NO.610064	012
60-9843	60223400500	001	CAP	012
60-9844	40220000201	002	PROTECTIVE PLUG 12.2 KNURLED	012
60-9845	95972950001	000	SCREW SEALING ADHESIVE 50ML LOCTIT.243	012
60-9846	57732680000	001	CHEESE-HEAD SCREW M 4X30	012
60-9874	56406040000	001	SQUARE NUT FLAT-TYPE M 4	012

Textpage 16	SE 8	Lang. E	Spare parts list No. 035.98.3.1004	Device series (code No.) 90.031
----------------	-------------	------------	---------------------------------------	------------------------------------

No. in drawing	Order No.	Pcs.	Designation	From status.. onwards
x	x	x	x	x
62	60220900003	001	CIRCUITRY AC RAFI SE8/VS8	018
62-1700	60226400100	001	ON/OFF SWITCH COMPL. VS8/SE8	018
62-1700-1	60220901300	001	SWITCH HOUSING PREASSEMBLED	018
62-1700-8	60666401100	002	THRUST WASHER FK23	018
62-1700-9	50003680000	001	O-SEAL OR 20X1.0	018
62-1700-10	60220902000	001	DECO FOIL HORIZONTAL	018
62-1700-11	60226401000	004	SPACER BUSHING	018
62-1700-12	60225300101	001	LPB ON/OFF SWITCH VS8/SE8	018
62-1700-13	71119000000	001	GLOW LAMP 24V 1200110000	018
62-1700-14	57758400000	004	TOOTHED LOCK WASHER A 4.3	018
62-1700-15	56456400000	002	HEXAGON NUT M 4	018
62-1700-16	62450410003	002	SPACER NUT ROUND M 4X20	018
62-1700-17	60220901400	001	CONTACT PROTECTION DEVICE	018
62-1700-20	60226101800	001	STRAND GROUND WIRE COVER SERIES 8	018
62-1700-21	56805450000	001	OVAL-HEAD SCREW M 4X12	018
62-1700-22	56455400000	002	HEXAGON NUT M 4	018
62-1700-23	56735430000	002	WASHER A 4.3	018
62-1700-24	56805420000	002	OVAL-HEAD SCREW M 4X8	018
62-1700-25	60220901500	001	GUARD PLATE	018
62-1705	60220901200	001	HOLDER	018
62-1706	57623100000	002	COUNTERSUNK SCREW M 4X10	018
62-1710	71092130000	001	CAPACITOR MP 6MF 400V	018
62-1712	71169060000	001	NYLON CLIPS HP-6N	018
62-1713	56805430000	001	OVAL-HEAD SCREW M 4X10	018
62-1720	29286020001	061	SILICON TUBE 2X0.5	018
62-1725	71145230000	001	CONTACTOR CA 4-5 220V 50-10	018
62-1740	60226110100	001	CABLE TERM.STRIP/OPERAT.UNIT RAFI SE8/VS8	018
62-1755	60226110200	001	CABLE ON/OFF SWITCH A.C. VS8/SE8	018
62-1760	56735430000	001	WASHER A 4.3	018
62-1761	57758400000	002	TOOTHED LOCK WASHER A 4.3	018
62-1762	56805420000	001	OVAL-HEAD SCREW M 4X8	018
62-1763	95972710001	000	SICOMET ADHESIVE H CONTACT	018

4

Bitte unbedingt 11 stellige **BESTELL-Nr.** angeben
Please always indicate 11 digit **Order No.**
Absolument nécessaire d'indiquer **No. de commande** (11 chiffres)
Favorisca specificarci sempre il **N. di ordine** a 11 cifre
Es imprescindible que citen el "**No. de pedido**" (11 guarismos)

Device series (code No.) 90.031	Spare parts list No. 035.98.3.1004	Lang. E	SE 8	Textpage 17
------------------------------------	---------------------------------------	------------	-------------	----------------

No. in drawing	Order No.	Pcs.	Designation	From status.. onwards
×	×	×	×	×
63	60222700002	001	CIRCUITRY AC 120V RAFI SE8/VS8	018
63-2900	60226400200	001	ON/OFF SWITCH COMPL. VS-SE8 120	018
63-2900-1	60220901300	001	SWITCH HOUSING PREASSEMBLED	018
63-2900-8	60666401100	002	THRUST WASHER FK23	018
63-2900-9	50003680000	001	O-SEAL OR 20X1.0	018
63-2900-10	60220902000	001	DECO FOIL HORIZONTAL	018
63-2900-11	60226401000	004	SPACER BUSHING	018
63-2900-12	60225400100	001	LPB ON/OFF SWITCH 100-120V	018
63-2900-13	71119000000	001	GLOW LAMP 24V 1200110000	018
63-2900-14	57758400000	004	TOOTHED LOCK WASHER A 4.3	018
63-2900-15	56456400000	002	HEXAGON NUT M 4	018
63-2900-16	62450410003	002	SPACER NUT ROUND M 4X20	018
63-2900-17	60220901400	001	CONTACT PROTECTION DEVICE	018
63-2900-18	56735430000	001	WASHER A 4.3	018
63-2900-20	60226101800	001	STRAND GROUND WIRE COVER SERIES 8	018
63-2900-21	56805450000	001	OVAL-HEAD SCREW M 4X12	018
63-2900-22	56455400000	002	HEXAGON NUT M 4	018
63-2900-23	56735430000	002	WASHER A 4.3	018
63-2900-24	56805420000	002	OVAL-HEAD SCREW M 4X8	018
63-2910	76090090000	001	CAPACITOR MP 20MF 220V	018
63-2925	71145300000	001	CONTACTOR CA 4-9 120V 60-10	018
64	60222800002	001	CIRCUITRY 3-PH. CURRENT RAFI SE8/VS8	018
64-3015	60226100203	001	CABLE OPERAT.UNIT-TERM.STRIP 3-PH.SE8/VS8	018
64-3016	60226110300	001	CABLE ON/OFF SWITCH 3-PHASE CURR. VS8/SE8	018
64-3017	60266100600	001	STRAND POWER PACK MODULE VS8	018
65	60222900002	001	CIRCUITRY AC RAFI SE8/VS8	018
65-3110	71092490000	001	CAPACITOR MP 25MF 240V	
65-3125	71145370000	001	CONTACTOR CA 4-9 110V 50-10	

Textpage 18	SE 8	Lang. E	Spare parts list No. 035.98.3.1004	Device series (code No.) 90.031
----------------	-------------	------------	---------------------------------------	------------------------------------

No. in drawing	Order No.	Pcs.	Designation	From status.. onwards
×	×	×	×	×
66	60223000002	001	CIRCUITRY AC AB.RAFI	018
66-3199	60226400300	001	ON/OFF SWITCH COMPL. VS-SE8 ALB	018
66-3199-1	60220901300	001	SWITCH HOUSING PREASSEMBLED	018
66-3199-8	60666401100	002	THRUST WASHER FK23	018
66-3199-9	50003680000	001	O-SEAL OR 20X1.0	018
66-3199-10	60220902000	001	DECO FOIL HORIZONTAL	018
66-3199-11	60226401000	004	SPACER BUSHING	018
66-3199-12	60546425000	001	ON/OFF SWITCH 24V	018
66-3199-12-3	60665300100	001	LPB ON/OFF SWITCH 24V	018
66-3199-13	71119000000	001	GLOW LAMP 24V 1200110000	018
66-3199-14	57758400000	004	TOOTHED LOCK WASHER A 4.3	018
66-3199-15	56456400000	004	HEXAGON NUT M 4	018
66-3210	76090090000	001	CAPACITOR MP 20MF 220V	018
66-3213	56805430000	002	OVAL-HEAD SCREW M 4X10	
66-3220	29286020001	061	SILICON TUBE 2X0.5	
66-3225	71145340000	001	CONTACTOR CA 4-9 24V DC	018
66-3238	60226101001	001	CABLE KL1-K1 AC SE8	
66-3240	60226101102	001	CABLE POWER PACK MODULE I/O RAFI	
66-3242	60510300415	002	CONNECTING WIRE	
66-3242-2	71012630000	010	STRAND UL/CSA BK AGW18	018
66-3242-4	71165350000	006	CONDUCTOR END SLEEVE 0.5-1.0 MM2	018
66-3250	71169060000	001	NYLON CLIPS HP-6N	
66-3251	56805450000	001	OVAL-HEAD SCREW M 4X12	
66-3252	56735430000	001	WASHER A 4.3	
66-3255	60223000500	002	STUD	
66-3256	60223000900	001	SWITCH PLATE COMPL.	
66-3259	56735430000	001	WASHER A 4.3	
66-3260	56805420000	001	OVAL-HEAD SCREW M 4X8	
66-3261	60223000800	001	SWITCHING PLATE	
66-3262	56805450000	001	OVAL-HEAD SCREW M 4X12	
66-3263	57766040000	001	SPRING WASHER A 4	
66-3265	60545401102	001	LPB POWER PACK MODULE UL A400	018
66-3265-17	71451450000	001	MICROFUSE 0.8T TR5 UL 19374K	018
66-3265-30	60544807100	001	PLATE FOR FUSE F3 0.8 AT UL	018
66-3266	71067290000	004	SPACER 6.35 LPR 8520	
66-3269	60226101400	001	CABLE POWER PACK MODULE-CUTOFF DEVICE	
66-3270	60225100101	001	LPB AUTOMATIC CUTOFF DEVICE SE8/VS8	018
66-3271	71067230000	002	SPACER 12.7 LPR 8522 N	
66-3272	56805430000	001	OVAL-HEAD SCREW M 4X10	
66-3273	57758400000	002	TOOTHED LOCK WASHER A 4.3	
66-3274	56735430000	001	WASHER A 4.3	
66-3275	60226101500	001	CABLE SLICE THICKNESS 15MM SE8	
66-3276	60546100801	001	SENSOR COMPL. INITIAL CARRIAGE POS. A400	
66-3276-1	71073240000	000	CONNECTING CABLE LIYY 4X0.14	018
66-3276-17	95972580000	000	ACTIVATOR 535 PENLOC	018
66-3277	71004310000	002	CABLE TIE T 18 R	

Bitte unbedingt 11 stellige **BESTELL-Nr.** angeben
Please always indicate 11 digit **Order No.**
Absolument nécessaire d'indiquer **No. de commande** (11 chiffres)
Favorisca specificarci sempre il **N. di ordine** a 11 cifre
Es imprescindible que citen el **"No. de pedido** (11 guarismos)

Device series (code No.) 90.031	Spare parts list No. 035.98.3.1004	Lang. E	SE 8	Textpage 19
------------------------------------	---------------------------------------	------------	-------------	----------------

No. in drawing	Order No.	Pcs.	Designation	From status.. onwards
x	x	x	x	x
70	60359850002	001	OPERATING INSTRUCTIONS SE8 GER	012
	60359850004	001	OPERATING INSTRUCTIONS SG8 GER UVV	012
	60359850006	001	OPERATING INSTRUCTIONS SE8 GER	013
	60359850007	001	OPERATING INSTRUCTIONS SE8 GER	019
	60359851002	001	OPERATING INSTRUCTIONS SE8 ENGL	012
	60359851005	001	OPERATING INSTRUCTIONS SE8 ENGL	012
	60359851006	001	OPERATING INSTRUCTIONS SE8 ENGL	013
	60359851007	001	OPERATING INSTRUCTIONS SE8 ENGL	019
	60359851104	001	OPERATING INSTRUCTIONS SE8 CAN	012
	60359851105	001	OPERATING INSTRUCTIONS SE8 USA	012
	60359851107	001	OPERATING INSTRUCTIONS SE8 ENGL N. CE	020
	60359851200	001	OPERATING INSTRUCTIONS SE8 ENGL W/O CE	019
	60359851301	001	OPERATING INSTRUCTIONS SE8 ENGL. USA	012
	60359852006	001	OPERATING INSTRUCTIONS SE8 FRA	013
	60359852007	001	OPERATING INSTRUCTIONS SE8 FRA	019
	60359852202	001	OPERATING INSTRUCTIONS SE8 FRA	012
	60359852501	001	OPERATING INSTRUCTIONS SE8 BEL/FRA	012
	60359853002	001	OPERATING INSTRUCTIONS SE8 ESP	012
	60359853006	001	OPERATING INSTRUCTIONS SE8 ITA	014
	60359853007	001	OPERATING INSTRUCTIONS SE8 ITA	019
	60359854002	001	OPERATING INSTRUCTIONS SE8 ITA	012
	60359854006	001	OPERATING INSTRUCTIONS SE8 ESP	013
	60359854007	001	OPERATING INSTRUCTIONS SE8 ESP	019
	60359854107	001	OPERATING INSTRUCTIONS SE8 ESP N. CE	020
	60359856007	001	OPERATING INSTRUCTIONS SE8 DAK	020
	60359857007	001	OPERATING INSTRUCTIONS SE8 PORTUG.	020
80	60350005200	001	DISTANCE COLLAR L78	012
81	60350005100	002	DISTANCE COLLAR L52	012
82	60350005300	003	DISTANCE COLLAR L42	012
83	57736600000	002	CHEESE-HEAD SCREW M 6X60	012
	57736800000	002	CHEESE-HEAD SCREW M 6X80	
84	57736810000	005	CHEESE-HEAD SCREW M 6X110	012
85	60350000103	001	GUARD RING	010
86	60220006400	003	SUPPORT	010
87	57431200000	003	HEXAGON SCREW M 6X20	012
88	50725410000	001	STANDARDIZED TRAY GASTRO 2/3 23020	012
91	57766060000	001	SPRING WASHER A 6	012
93	40350001200	001	DEPOSITING TRAY, PLASTIC	012
94	60350003500	001	DEPOSITING PLATE	012

Textpage 20	SE 8	Lang. E	Spare parts list No. 035.98.3.1004	Device series (code No.) 90.031
----------------	-------------	------------	---------------------------------------	------------------------------------

No. in drawing	Order No.	Pcs.	Designation	From status.. onwards
x	x	x	x	x
100	60352300001	001	CLAMPING CARRIAGE LONG DESIGN	019
100-1	60352300100	001	CARRIAGE FOOT PREASSEMBLED	019
100-1-2	60352300200	001	CARRIAGE FOOT	019
100-1-4	60220400400	001	WASHER 13	019
100-1-5	60220400500	001	THREADED BOLT	019
100-1-6	57753800000	001	LOCK WASHER 8	019
100-1-7	56087070000	001	STAR KNOB K 63 M12	019
100-1-8	60220400300	001	BEARING BOLT	019
100-1-14	60350403300	001	SUPPORTING PIN PREASSEMBLED	019
100-1-14-4031	60350403400	001	SUPPORTING PIN SW 13X43	019
100-1-14-4032	60140104600	001	BOLT 10X4	019
100-1-22	60354300301	001	INTERMEDIATE PLATE	019
100-1-24	57766060000	004	SPRING WASHER A 6	019
100-1-25	56805700000	004	OVAL-HEAD SCREW M 6X20	019
100-1-28	60354300401	001	BAR HANDLE	019
100-1-29	56046530000	001	THREADED PIN M 10X35	019
100-1-30	56086100000	001	CYLINDRICAL HANDLE GN519 28 M10	019
100-1-31	56755650000	002	WASHER 6.4	019
100-1-33	57431160000	002	HEXAGON SCREW M 6X16	019
100-1-34	56972790000	001	OVAL-HEAD SCREW M 6X16	019
100-1-37	95972840001	001	SCREW SEALING ADHESIVE 50ML LOCTITE 648	019
100-1-38	95972950001	001	SCREW SEALING ADHESIVE 50ML LOCTIT.243	019
100-50	60352300601	001	SUPPORTING CARRIAGE ASSEMBLED	019
100-50-51	60352300701	001	CARRIAGE PLATE	019
100-50-70	60352300900	001	BEARING COMPL.	019
100-50-70-4	40111203003	001	BEARING BUSH WITH CAM	019
100-50-70-6	56325440000	001	GROOVED TAPER PIN 4X8	019
100-50-70-8	60352300801	001	BEARING AT THE FRONT	019
100-50-70-10	95972950001	000	SCREW SEALING ADHESIVE 50ML LOCTIT.243	019
100-50-71	60352301100	001	BEARING REAR	019
100-50-72	57770350000	002	WOODRUFF KEY 3X5	019
100-50-73	57766060000	004	SPRING WASHER A 6	019
100-50-74	56455600000	004	HEXAGON NUT M 6	019
100-50-81	60350402001	004	PROTECTIVE PLUG 16.2 KNURLED	019
100-50-97	60352301501	001	GUIDE SHAFT	019
100-50-98	60352301601	001	GUIDE SHAFT	019
100-50-99	60352301700	001	STOP	019
100-50-100	56359320000	001	PARALLEL NOTCHED PIN 3 X16	019
100-50-101	56972790000	002	OVAL-HEAD SCREW M 6X16	019

4

Bitte unbedingt 11 stellige **BESTELL-Nr.** angeben
Please always indicate 11 digit **Order No.**
Absolument nécessaire d'indiquer **No. de commande** (11 chiffres)
Favorisca specificarci sempre il **N. di ordine** a 11 cifre
Es imprescindible que citen el "**No. de pedido**" (11 guarismos)

Device series (code No.) 90.031	Spare parts list No. 035.98.3.1004	Lang. E	SE 8	Textpage 21
------------------------------------	---------------------------------------	------------	-------------	----------------

No. in drawing	Order No.	Pcs.	Designation	From status.. onwards
X	X	X	X	X
100-50-120	60352300300	001	SLIDER PROTECTING DEVICE + LEVER	019
100-50-120-121	60352303300	001	LEVER PREASSEMBLED	019
100-50-120-121-213	60352303500	001	LEVER	019
100-50-120-121-215	50001170000	002	BUSHING 14X16X15	019
100-50-120-121-218	56337160000	001	GROOVED PIN 5X16	019
100-50-120-134	60353801600	001	SLIDER PROTECTING DEVICE COMPL.	019
100-50-120-141	60220401600	001	LOCK WASHER	019
100-50-120-142	60352301300	001	BOLT	019
100-50-120-144	60220403800	001	WASHER	019
100-50-120-146	50001540000	001	CUP SPRING 23.7X14.3X0.3	019
100-50-120-161	60352302300	001	THRUST WASHER	019
100-50-120-165	56086100000	001	CYLINDRICAL HANDLE GN519 28 M10	019
100-196	56766000000	004	WASHER A 6.5	019
100-197	56400870000	004	LOCK NUT M 6	019
100-216	40350402900	001	ADHESIVE FOIL	019
100-217	60350401901	001	REAR WALL SMALL	019
100-218	56764040000	004	WASHER 4.3	019
100-219	57766040000	004	SPRING WASHER A 4	019
100-220	56455400000	006	HEXAGON NUT M 4	019
100-221	60350404201	001	SHIELD COMPL.	019
100-227	40220000201	002	PROTECTIVE PLUG 12.2 KNURLED	019
100-228	40140200901	004	PROTECTIVE PLUG 20.2 KNURLED	019
100-230	96055040001	000	OIL ISOFLEX TOPAS NB 5051	019
100-235	60354301701	001	REMNANT HOLDER COMPL.	019
100-235-236	60354301801	001	REMNANT HOLDER PLATE	019
100-235-237	60220405900	001	THREADED BOLT	019
100-235-238	60220405800	001	PAN HEAD SCREW M 4X12.5	019
100-235-239	95972840001	000	SCREW SEALING ADHESIVE 50ML LOCTITE 648	019
100-235-240	60220402001	001	CLAMP HANDLE	019
100-235-241	60220402101	001	COVER	019
100-235-242	40110201403	001	SUPPORTING PIN	019
100-236	50002390000	001	PROTECTIVE PLUG M12 TL-4-105	019

Textpage 22	SE 8	Lang. E	Spare parts list No. 035.98.3.1004	Device series (code No.) 90.031
----------------	-------------	------------	---------------------------------------	------------------------------------

No. in drawing	Order No.	Pcs.	Designation	From status.. onwards
X	X	X	X	X
101	60353600002	001	CLAMPING CARRIAGE	018
101-1	60353600101	001	CARRIAGE FOOT PREASSEMBLED	018
101-1-2	60353600200	001	CARRIAGE FOOT	018
101-1-4	60220400400	001	WASHER 13	018
101-1-5	60220400500	001	THREADED BOLT	018
101-1-6	57753800000	001	LOCK WASHER 8	018
101-1-7	56087070000	001	STAR KNOB K 63 M12	018
101-1-8	60220400300	001	BEARING BOLT	018
101-1-14	60350403300	001	SUPPORTING PIN PREASSEMBLED	018
101-1-14-4031	60350403400	001	SUPPORTING PIN SW 13X43	018
101-1-14-4032	60140104600	001	BOLT 10X4	018
101-1-22	60353600301	001	INTERMEDIATE PLATE	018
101-1-24	57766060000	005	SPRING WASHER A 6	018
101-1-25	56805710000	004	OVAL-HEAD SCREW M 6X25	018
101-1-26	60353600400	001	GUIDE BOLT	018
101-1-27	56455600000	001	HEXAGON NUT M 6	018
101-1-28	60353603101	001	BAR HANDLE	018
101-1-29	56046530000	001	THREADED PIN M 10X35	018
101-1-30	56086100000	001	CYLINDRICAL HANDLE GN519 28 M10	018
101-1-35	95972840001	000	SCREW SEALING ADHESIVE 50ML LOCTITE 648	018
101-1-36	95972950001	000	SCREW SEALING ADHESIVE 50ML LOCTIT.243	018
101-50	60353600602	001	SUPPORTING CARRIAGE ASSEMBLED	018
101-50-51	60353600700	001	CARRIAGE PLATE	018
101-50-60	60231300300	001	SLIDING BAR	018
101-50-61	60231301600	001	ADHESIVE FOIL	018
101-50-62	56739040000	005	WASHER A 4.3	018
101-50-63	56400890000	005	LOCK NUT M 4	018
101-50-70	60353600801	001	BEARING AT THE FRONT	018
101-50-71	60353601001	001	BEARING REAR	018
101-50-72	57770350000	002	WOODRUFF KEY 3X5	018
101-50-73	57766060000	004	SPRING WASHER A 6	018
101-50-74	56455600000	004	HEXAGON NUT M 6	018

4

Bitte unbedingt 11 stellige **BESTELL-Nr.** angeben
Please always indicate 11 digit **Order No.**
Absolument nécessaire d'indiquer **No. de commande** (11 chiffres)
Favorisca specificarci sempre il **N. di ordine** a 11 cifre
Es imprescindible que citen el "**No. de pedido**" (11 guarismos)

Device series (code No.) 90.031	Spare parts list No. 035.98.3.1004	Lang. E	SE 8	Textpage 23
------------------------------------	---------------------------------------	------------	-------------	----------------

No. in drawing	Order No.	Pcs.	Designation	From status.. onwards
x	x	x	x	x
101-50-81	60353601102	001	GUIDE PREASSEMBLED	018
101-50-81-82	60353601202	001	GUIDE	018
101-50-81-83	50001170000	002	BUSHING 14X16X15	018
101-50-81-84	60353601300	001	THREADED BOLT	018
101-50-81-85	56087080000	001	STAR KNOB K 50 M 8	018
101-50-81-86	56083500000	001	THREADED PIN M 5X 8	018
101-50-81-87	60353601400	001	ARM	018
101-50-81-88	57767050000	002	SPRING WASHER A 5	018
101-50-81-89	60240503200	002	HEXAGON SCREW OVAL HEAD M 5X20	018
101-50-81-90	57120160000	001	SHOULDER STUD M 5X16	018
101-50-81-91	95972840001	000	SCREW SEALING ADHESIVE 50ML LOCTITE 648	018
101-50-81-92	60260206700	001	STOP	018
101-50-81-93	57442160000	001	COUNTERSUNK SCREW M 6X16	018
101-50-81-94	56187740000	001	PARALLEL PIN 4M6X20	018
101-50-102	60353601500	001	GUIDE SHAFT	018
101-50-103	60353601600	001	GUIDE SHAFT	018
101-50-104	60353601700	002	SHOCK ABSORBER	018
101-50-105	60353601800	001	CATCH	018
101-50-107	56984510000	001	PAN HEAD SCREW M 5X 3	018
101-50-108	40110500012	001	PRESSURE SPRING 0110500012	018
101-50-109	60240503100	001	HEXAGON SCREW OVAL-HEAD M 4X10	018

Textpage 24	SE 8	Lang. E	Spare parts list No. 035.98.3.1004	Device series (code No.) 90.031
----------------	-------------	------------	---------------------------------------	------------------------------------

No. in drawing	Order No.	Pcs.	Designation	From status.. onwards
x	x	x	x	x
101-50-120	60353602002	001	GUARD PLATE + LEVER	018
101-50-120-121	60353603301	001	LEVER PREASSEMBLED	018
101-50-120-121-1	60353603400	001	LEVER	018
101-50-120-121-2	60260211001	001	LEVER HUB	018
101-50-120-121-3	50001150000	002	BUSHING 10X12X12	018
101-50-120-121-4	50001160000	002	BUSHING 12X14X15	018
101-50-120-121-5	56337160000	001	GROOVED PIN 5X16	018
101-50-120-121-6	60260206700	001	STOP	018
101-50-120-121-7	57630630000	001	COUNTERSUNK SCREW M 6X16	018
101-50-120-121-8	60260206803	001	BEARING BOLT 30MM	018
101-50-120-121-9	60353603500	001	BUSH	018
101-50-120-122	00110500002	001	WASHER 6.2	018
101-50-120-123	60260207003	001	SWITCH LEVER	018
			IMPORTANT!	
			SWITCH LEVER 60260207003 FITS ONLY ON	
			BEARING BOLT 60260206803 (30MM).	
101-50-120-125	40182400005	001	PRESSURE SPRING 0182400005	018
101-50-120-126	60220003700	001	STOP PIN	018
101-50-120-134	60353602100	001	GUARD PLATE COMPL.	018
101-50-120-141	60220401600	001	LOCK WASHER	018
101-50-120-142	60260207100	001	SHAFT	018
101-50-120-143	96055040001	000	OIL ISOFLEX TOPAS NB 5051	018
101-50-120-144	60220403800	001	WASHER	018
101-50-120-145	00110000074	003	WASHER	018
101-50-120-146	50001690000	001	CUP SPRING 21.8X12.3X0.25	018
101-50-120-147	60260207200	001	CUP DISK	018
101-50-120-148	56444800000	001	HEXAGON NUT FLAT-TYPE BM 8	018
101-50-120-155	60260207301	001	GEAR WHEEL	018
101-50-120-156	60260212500	001	STOP	018
101-50-120-157	60260207502	001	COVER	018
101-50-120-158	57451200000	001	COUNTERSUNK SCREW M 4X10	018
101-50-120-159	60260211401	001	LEVER EXTENSION ASSEMBLED	018
101-50-120-159-1	60260207602	001	LEVER EXTENSION	
101-50-120-159-2	56046530000	001	THREADED PIN M 10X35	
101-50-120-159-3	60260212400	001	STOP PIN	
101-50-120-159-4	56086100000	001	CYLINDRICAL HANDLE GN519 28 M10	
101-50-120-159-5	95972950001	001	SCREW SEALING ADHESIVE 50ML LOCTIT.243	
101-50-120-159-6	95972840001	001	SCREW SEALING ADHESIVE 50ML LOCTITE 648	
101-50-120-160	60260211900	001	THRUST WASHER	018
101-50-120-161	60260212300	001	THRUST WASHER	018
101-50-120-162	60260207800	001	BEARING NUT	018
101-50-120-163	57750010000	001	WASHER SR1947 6.2	018
101-50-120-164	56413060000	001	CAP NUT M 6	018
101-50-120-169	95972950001	000	SCREW SEALING ADHESIVE 50ML LOCTIT.243	018
101-50-120-170	95972840001	000	SCREW SEALING ADHESIVE 50ML LOCTITE 648	018
101-50-175	60220001100	002	THRUST WASHER	018
101-50-176	60260212200	006	WASHER	018
101-50-177	60353602300	001	SHAFT	018
101-50-178	56336240000	001	GROOVED PIN 4X24	018

Bitte unbedingt 11 stellige **BESTELL-Nr.** angeben
Please always indicate 11 digit **Order No.**
Absolument nécessaire d'indiquer **No. de commande** (11 chiffres)
Favorisca specificarci sempre il **N. di ordine** a 11 cifre
Es imprescindible que citen el "**No. de pedido**" (11 guarismos)

Device series (code No.) 90.031	Spare parts list No. 035.98.3.1004	Lang. E	SE 8	Textpage 25
------------------------------------	---------------------------------------	------------	-------------	----------------

No. in drawing	Order No.	Pcs.	Designation	From status.. onwards
X	X	X	X	X
101-50-184	60354302401	001	SUPPORTING PLATE COMPL.	018
101-50-184-185	60354302501	001	SUPPORTING PLATE	018
101-50-184-186	60530200028	001	THREADED BUSHING	018
101-50-184-187	60260208200	004	SLIDING WASHER	018
101-50-184-188	60354302600	024	DRIVE PIN TIP	018
101-50-184-189	95972840001	000	SCREW SEALING ADHESIVE 50ML LOCTITE 648	018
101-196	56766000000	004	WASHER A 6.5	018
101-197	56400870000	004	LOCK NUT M 6	018
101-205	56456500000	001	HEXAGON NUT M 5	018
101-206	56984510000	001	PAN HEAD SCREW M 5X 3	018
101-207	60353602600	001	PUSH ROD	018
101-208	56086060000	001	CONE KNOB GN 419 20 M 6	018
101-209	95972840001	000	SCREW SEALING ADHESIVE 50ML LOCTITE 648	018
101-216	60353602800	001	ADHESIVE FOIL	018
101-217	60353602700	001	REAR WALL	018
101-218	56764040000	002	WASHER 4.3	018
101-219	57766040000	004	SPRING WASHER A 4	018
101-220	56455400000	004	HEXAGON NUT M 4	018
101-221	60260208900	001	SHIELD COMPL.	018
101-227	40220000201	002	PROTECTIVE PLUG 12.2 KNURLED	018
101-228	40140200901	004	PROTECTIVE PLUG 20.2 KNURLED	018
101-229	60353603200	004	WASHER WITH FOIL 18X1.5	018
101-230	96055040001	000	OIL ISOFLEX TOPAS NB 5051	018
101-235	60354301701	001	REMNANT HOLDER COMPL.	
101-235-236	60354301801	001	REMNANT HOLDER PLATE	018
101-235-237	60220405900	001	THREADED BOLT	018
101-235-238	60220405800	001	PAN HEAD SCREW M 4X12.5	018
101-235-239	95972840001	000	SCREW SEALING ADHESIVE 50ML LOCTITE 648	018
101-235-240	60220402001	001	CLAMP HANDLE	018
101-235-241	60220402101	001	COVER	018
101-235-242	40110201403	001	SUPPORTING PIN	018
101-236	50002390000	001	PROTECTIVE PLUG M12 TL-4-105	

Textpage 26	SE 8	Lang. E	Spare parts list No. 035.98.3.1004	Device series (code No.) 90.031
----------------	-------------	------------	---------------------------------------	------------------------------------

No. in drawing	Order No.	Pcs.	Designation	From status.. onwards
X	X	X	X	X
102	60353800003	001	CLAMPING CARRIAGE	018
102-1	60353800102	001	CARRIAGE FOOT PREASSEMBLED	018
102-1-2	60354300200	001	CARRIAGE FOOT	018
102-1-4	60220400400	001	WASHER 13	018
102-1-5	60220400500	001	THREADED BOLT	018
102-1-6	57753800000	001	LOCK WASHER 8	018
102-1-7	56087070000	001	STAR KNOB K 63 M12	018
102-1-8	60220400300	001	BEARING BOLT	018
102-1-14	60350403300	001	SUPPORTING PIN PREASSEMBLED	018
102-1-14-4031	60350403400	001	SUPPORTING PIN SW 13X43	018
102-1-14-4032	60140104600	001	BOLT 10X4	018
102-1-22	60354300301	001	INTERMEDIATE PLATE	018
102-1-23	57766060000	004	SPRING WASHER A 6	018
102-1-24	56805700000	004	OVAL-HEAD SCREW M 6X20	018
102-1-25	60354301100	001	SUPPORTING PIN	018
102-1-26	57766060000	001	SPRING WASHER A 6	018
102-1-27	56455600000	001	HEXAGON NUT M 6	018
102-1-28	60353800500	001	HANDLE	018
102-1-28-1	60350403201	001	HANDLE WELDED	018
102-1-28-1-4051	60350400501	001	HANDLE	018
102-1-28-1-4052	60350400601	001	COVER	018
102-1-29	56755650000	002	WASHER 6.4	018
102-1-30	56806690000	002	OVAL-HEAD SCREW M 6X22	018
102-1-35	95972840001	000	SCREW SEALING ADHESIVE 50ML LOCTITE 648	018
102-1-36	95972950001	000	SCREW SEALING ADHESIVE 50ML LOCTIT.243	018
102-50	60353800603	001	SUPPORTING CARRIAGE ASSEMBLED	018
102-50-51	60354300702	001	CARRIAGE PLATE	018
102-50-60	60354300800	001	SLIDING BAR	018
102-50-61	60354301000	001	ADHESIVE FOIL	018
102-50-62	56739040000	004	WASHER A 4.3	018
102-50-63	56400890000	004	LOCK NUT M 4	018
102-50-70	60353600801	001	BEARING AT THE FRONT	018
102-50-71	60353601001	001	BEARING REAR	018
102-50-72	57770350000	002	WOODRUFF KEY 3X5	018
102-50-73	57766060000	004	SPRING WASHER A 6	018
102-50-74	56455600000	004	HEXAGON NUT M 6	018
102-50-97	60354301500	001	GUIDE SHAFT	018
102-50-98	60354301600	001	GUIDE SHAFT	018
102-50-99	60353601700	002	SHOCK ABSORBER	018
102-50-105	60353601800	001	CATCH	018
102-50-107	56984510000	001	PAN HEAD SCREW M 5X 3	018
102-50-108	40110500012	001	PRESSURE SPRING 0110500012	018
102-50-109	60240503100	001	HEXAGON SCREW OVAL-HEAD M 4X10	018

Bitte unbedingt 11 stellige **BESTELL-Nr.** angeben
Please always indicate 11 digit **Order No.**
Absolument nécessaire d'indiquer **No. de commande** (11 chiffres)
Favorisca specificarci sempre il **N. di ordine** a 11 cifre
Es imprescindible que citen el "**No. de pedido**" (11 guarismos)

Device series (code No.) 90.031	Spare parts list No. 035.98.3.1004	Lang. E	SE 8	Textpage 27
------------------------------------	---------------------------------------	------------	-------------	----------------

No. in drawing	Order No.	Pcs.	Designation	From status.. onwards
x	x	x	x	x
102-50-120	60353800702	001	SLIDER PROTECTING DEVICE + LEVER	018
102-50-120-121	60353603301	001	LEVER PREASSEMBLED	018
102-50-120-121-1	60353603400	001	LEVER	018
102-50-120-121-2	60260211001	001	LEVER HUB	018
102-50-120-121-3	50001150000	002	BUSHING 10X12X12	018
102-50-120-121-4	50001160000	002	BUSHING 12X14X15	018
102-50-120-121-5	56337160000	001	GROOVED PIN 5X16	018
102-50-120-121-6	60260206700	001	STOP	018
102-50-120-121-7	57630630000	001	COUNTERSUNK SCREW M 6X16	018
102-50-120-121-8	60260206803	001	BEARING BOLT	018
102-50-120-121-9	60353603500	001	BUSH	018
102-50-120-122	00110500002	001	WASHER 6.2	018
102-50-120-123	60260207003	001	SWITCH LEVER	018
102-50-120-125	40182400005	001	PRESSURE SPRING 0182400005	018
102-50-120-126	60220003700	001	STOP PIN	018
102-50-120-134	60353801600	001	SLIDER PROTECTING DEVICE COMPL.	018
102-50-120-141	60220401600	001	LOCK WASHER	018
102-50-120-142	60260207100	001	SHAFT	018
102-50-120-143	96055040001	000	OIL ISOFLEX TOPAS NB 5051	018
102-50-120-144	60220403800	001	WASHER	018
102-50-120-145	00110000074	003	WASHER	018
102-50-120-146	50001690000	001	CUP SPRING 21.8X12.3X0.25	018
102-50-120-147	60260207200	001	CUP DISK	018
102-50-120-148	56444800000	001	HEXAGON NUT FLAT-TYPE BM 8	018
102-50-120-155	60260207301	001	GEAR WHEEL	018
102-50-120-156	60260212500	001	STOP	018
102-50-120-157	60260207502	001	COVER	018
102-50-120-158	57451200000	001	COUNTERSUNK SCREW M 4X10	018
102-50-120-159	60353801201	001	LEVER EXTENSION ASSEMBLED	018
102-50-120-159-1	60353801500	001	LEVER EXTENSION	018
102-50-120-159-2	57743740000	001	CHEESE-HEAD SCREW M 8X50	018
102-50-120-159-3	56739080000	002	WASHER A 8.4	018
102-50-120-159-4	60260212400	001	STOP PIN	018
102-50-120-159-5	60353801401	001	HANDLE	018
102-50-120-159-6	40220000801	001	PROTECTIVE PLUG 27.2 KNURLED	018
102-50-120-159-7	95972840001	000	SCREW SEALING ADHESIVE 50ML LOCTITE 648	018
102-50-120-160	60260211900	001	THRUST WASHER	018
102-50-120-161	60260212300	001	THRUST WASHER	018
102-50-120-162	60260207800	001	BEARING NUT	018
102-50-120-163	57750010000	001	WASHER SR1947 6.2	018
102-50-120-164	56413060000	001	CAP NUT M 6	018
102-50-120-169	95972950001	000	SCREW SEALING ADHESIVE 50ML LOCTIT.243	018
102-50-120-170	95972840001	001	SCREW SEALING ADHESIVE 50ML LOCTITE 648	018
102-50-175	60220001100	002	THRUST WASHER	018
102-50-176	60260212200	006	WASHER	018
102-50-177	60353602300	001	SHAFT	018
102-50-178	56336240000	001	GROOVED PIN 4X24	018

Bitte unbedingt 11 stellige **BESTELL-Nr.** angeben
Please always indicate 11 digit **Order No.**
Absolument nécessaire d'indiquer **No. de commande** (11 chiffres)
Favorisca specificarci sempre il **N. di ordine** a 11 cifre
Es imprescindible que citen el **"No. de pedido** (11 guarismos)

Textpage 28	SE 8	Lang. E	Spare parts list No. 035.98.3.1004	Device series (code No.) 90.031
----------------	-------------	------------	---------------------------------------	------------------------------------

No. in drawing	Order No.	Pcs.	Designation	From status.. onwards
x	x	x	x	x
102-50-184	60354302401	001	SUPPORTING PLATE COMPL.	018
102-50-184-185	60354302501	001	SUPPORTING PLATE	018
102-50-184-186	60530200028	001	THREADED BUSHING	018
102-50-184-187	60260208200	004	SLIDING WASHER	018
102-50-184-188	60354302600	024	DRIVE PIN TIP	018
102-50-184-189	95972840001	000	SCREW SEALING ADHESIVE 50ML LOCTITE 648	018
102-196	56766000000	004	WASHER A 6.5	018
102-197	56400870000	004	LOCK NUT M 6	018
102-205	56456500000	001	HEXAGON NUT M 5	018
102-206	56984510000	001	PAN HEAD SCREW M 5X 3	018
102-207	60353602600	001	PUSH ROD	018
102-208	56086060000	001	CONE KNOB GN 419 20 M 6	018
102-209	95972840001	000	SCREW SEALING ADHESIVE 50ML LOCTITE 648	018
102-216	40350402900	001	ADHESIVE FOIL	018
102-217	60350401901	001	REAR WALL SMALL	018
102-218	56764040000	002	WASHER 4.3	018
102-219	57766040000	004	SPRING WASHER A 4	018
102-220	56455400000	004	HEXAGON NUT M 4	018
102-221	60350404201	001	SHIELD COMPL.	018
102-227	40220000201	002	PROTECTIVE PLUG 12.2 KNURLED	018
102-228	40140200901	004	PROTECTIVE PLUG 20.2 KNURLED	018
102-229	60353603200	004	WASHER WITH FOIL 18X1.5	018
102-230	96055040001	000	OIL ISOFLEX TOPAS NB 5051	018
102-235	60354301701	001	REMNANT HOLDER COMPL.	
102-235-236	60354301800	001	REMNANT HOLDER PLATE	018
	60354301801	001	REMNANT HOLDER PLATE	018
102-235-237	60220405900	001	THREADED BOLT	018
102-235-238	60220405800	001	PAN HEAD SCREW M 4X12.5	018
102-235-239	95972840001	000	SCREW SEALING ADHESIVE 50ML LOCTITE 648	018
102-235-240	60220402001	001	CLAMP HANDLE	018
102-235-241	60220402101	001	COVER	018
102-235-242	40110201403	001	SUPPORTING PIN	018
102-236	50002390000	001	PROTECTIVE PLUG M12 TL-4-105	
103	60353810000	001	CLAMPING CARRIAGE	018
103-50	60353810600	001	SUPPORTING CARRIAGE ASSEMBLED	018
103-50-120-170	95972840001	000	SCREW SEALING ADHESIVE 50ML LOCTITE 648	018

4

Bitte unbedingt 11 stellige **BESTELL-Nr.** angeben
Please always indicate 11 digit **Order No.**
Absolument nécessaire d'indiquer **No. de commande** (11 chiffres)
Favorisca specificarci sempre il **N. di ordine** a 11 cifre
Es imprescindible que citen el "**No. de pedido**" (11 guarismos)

Device series (code No.) 90.031	Spare parts list No. 035.98.3.1004	Lang. E	SE 8	Textpage 29
------------------------------------	---------------------------------------	------------	-------------	----------------

No. in drawing	Order No.	Pcs.	Designation	From status.. onwards
x	x	x	x	x
104	60354300005	001	CLAMPING CARRIAGE	020
104-1	60354300102	001	CARRIAGE FOOT PREASSEMBLED	018
104-1-2	60354300200	001	CARRIAGE FOOT	018
104-1-4	60220400400	001	WASHER 13	018
104-1-5	60220400500	001	THREADED BOLT	018
104-1-6	57753800000	001	LOCK WASHER 8	018
104-1-7	56087070000	001	STAR KNOB K 63 M12	018
104-1-8	60220400300	001	BEARING BOLT	018
104-1-14	60350403300	001	SUPPORTING PIN PREASSEMBLED	018
104-1-14-4031	60350403400	001	SUPPORTING PIN SW 13X43	018
104-1-14-4032	60140104600	001	BOLT 10X4	018
104-1-22	60354300301	001	INTERMEDIATE PLATE	018
104-1-24	57766060000	004	SPRING WASHER A 6	018
104-1-25	56805700000	004	OVAL-HEAD SCREW M 6X20	018
104-1-28	60354300401	001	BAR HANDLE	018
104-1-29	56046530000	001	THREADED PIN M 10X35	018
104-1-30	56086100000	001	CYLINDRICAL HANDLE GN519 28 M10	018
104-1-31	56755650000	002	WASHER 6.4	018
104-1-33	57431160000	002	HEXAGON SCREW M 6X16	018
104-1-34	60354301100	001	SUPPORTING PIN	018
104-1-35	57766060000	001	SPRING WASHER A 6	018
104-1-36	56455600000	001	HEXAGON NUT M 6	018
104-1-37	95972840001	001	SCREW SEALING ADHESIVE 50ML LOCTITE 648	018
104-1-38	95972950001	001	SCREW SEALING ADHESIVE 50ML LOCTIT.243	018
104-50	60354300605	001	SUPPORTING CARRIAGE ASSEMBLED	020
104-50-51	60354303101	001	CARRIAGE PLATE	020
104-50-60	60354300800	001	SLIDING BAR	018
104-50-61	60354301000	001	ADHESIVE FOIL	018
104-50-62	56739040000	004	WASHER A 4.3	018
104-50-63	56400890000	004	LOCK NUT M 4	018
104-50-70	60353600801	001	BEARING AT THE FRONT	018
104-50-71	60353601001	001	BEARING REAR	018
104-50-72	57770350000	002	WOODRUFF KEY 3X5	018
104-50-73	57766060000	004	SPRING WASHER A 6	018
104-50-74	56455600000	004	HEXAGON NUT M 6	018
104-50-97	60354303401	001	GUIDE SHAFT	020
104-50-98	60354303501	001	GUIDE SHAFT	020
104-50-99	60353601700	002	SHOCK ABSORBER	018
104-50-105	60353601800	001	CATCH	018
104-50-107	56984510000	001	PAN HEAD SCREW M 5X 3	018
104-50-108	40110500012	001	PRESSURE SPRING 0110500012	018
104-50-109	60240503100	001	HEXAGON SCREW OVAL-HEAD M 4X10	018

Textpage 30	SE 8	Lang. E	Spare parts list No. 035.98.3.1004	Device series (code No.) 90.031
----------------	-------------	------------	---------------------------------------	------------------------------------

No. in drawing	Order No.	Pcs.	Designation	From status.. onwards
x	x	x	x	x
104-50-120	60354303200	001	SLIDER PROTECTING DEVICE + LEVER	019
104-50-120-121	60354303800	001	LEVER PREASSEMBLED	019
104-50-120-121-1	60353603400	001	LEVER	018
104-50-120-121-2	60260211001	001	LEVER HUB	018
104-50-120-121-3	50001150000	002	BUSHING 10X12X12	018
104-50-120-121-4	50001160000	002	BUSHING 12X14X15	018
104-50-120-121-5	56337160000	001	GROOVED PIN 5X16	018
104-50-120-121-6	60260206700	001	STOP	018
104-50-120-121-7	57630630000	001	COUNTERSUNK SCREW M 6X16	018
104-50-120-121-8	60260206803	001	BEARING BOLT	018
104-50-120-121-9	60353603500	001	BUSH	018
104-50-120-122	00110500002	001	WASHER 6.2	018
104-50-120-123	60260207003	001	SWITCH LEVER	018
104-50-120-125	40182400005	001	PRESSURE SPRING 0182400005	018
104-50-120-126	60220003700	001	STOP PIN	018
104-50-120-134	60353801600	001	SLIDER PROTECTING DEVICE COMPL.	018
104-50-120-141	60220401600	001	LOCK WASHER	018
104-50-120-142	60354303600	001	SHAFT	019
104-50-120-143	96055040001	000	OIL ISOFLEX TOPAS NB 5051	018
104-50-120-144	60220403800	001	WASHER	018
	60354303300	001	WASHER	019
104-50-120-145	00110000074	003	WASHER	018
104-50-120-146	50001690000	001	CUP SPRING 21.8X12.3X0.25	018
104-50-120-147	60260207200	001	CUP DISK	018
104-50-120-148	56444800000	001	HEXAGON NUT FLAT-TYPE BM 8	018
104-50-120-155	60260207301	001	GEAR WHEEL	018
104-50-120-156	60260212500	001	STOP	018
104-50-120-157	60260207502	001	COVER	018
104-50-120-158	57451200000	001	COUNTERSUNK SCREW M 4X10	018
104-50-120-159	60353801201	001	LEVER EXTENSION ASSEMBLED	018
104-50-120-159-1	60353801500	001	LEVER EXTENSION	018
104-50-120-159-2	57743740000	001	CHEESE-HEAD SCREW M 8X50	018
104-50-120-159-3	56739080000	002	WASHER A 8.4	018
104-50-120-159-4	60260212400	001	STOP PIN	018
104-50-120-159-5	60353801401	001	HANDLE	018
104-50-120-159-6	40220000801	001	PROTECTIVE PLUG 27.2 KNURLED	018
104-50-120-159-7	95972840001	000	SCREW SEALING ADHESIVE 50ML LOCTITE 648	018
104-50-120-160	60260211900	001	THRUST WASHER	018
104-50-120-161	60260212300	001	THRUST WASHER	018
104-50-120-162	60260207800	001	BEARING NUT	018
104-50-120-163	57750010000	001	WASHER SR1947 6.2	018
104-50-120-164	56413060000	001	CAP NUT M 6	018
104-50-120-169	95972950001	000	SCREW SEALING ADHESIVE 50ML LOCTIT.243	018
104-50-120-170	95972840001	001	SCREW SEALING ADHESIVE 50ML LOCTITE 648	
104-50-175	60220001100	002	THRUST WASHER	018
104-50-176	60260212200	006	WASHER	018
104-50-177	60353602300	001	SHAFT	018
104-50-178	56336240000	001	GROOVED PIN 4X24	018

Bitte unbedingt 11 stellige **BESTELL-Nr.** angeben
Please always indicate 11 digit **Order No.**
Absolument nécessaire d'indiquer **No. de commande** (11 chiffres)
Favorisca specificarci sempre il **N. di ordine** a 11 cifre
Es imprescindible que citen el **"No. de pedido** (11 guarismos)

4

Device series (code No.) 90.031	Spare parts list No. 035.98.3.1004	Lang. E	SE 8	Textpage 31
------------------------------------	---------------------------------------	------------	-------------	----------------

No. in drawing	Order No.	Pcs.	Designation	From status.. onwards
X	X	X	X	X
104-50-184	60354303900	001	SUPPORTING PLATE COMPL.	019
104-50-184-185	60354304000	001	SUPPORTING PLATE	019
104-50-184-186	60530200028	001	THREADED BUSHING	018
104-50-184-187	60260208200	004	SLIDING WASHER	018
104-50-184-188	60354302600	024	DRIVE PIN TIP	018
104-50-184-189	95972840001	000	SCREW SEALING ADHESIVE 50ML LOCTITE 648	018
104-196	56766000000	004	WASHER A 6.5	018
104-197	56400870000	004	LOCK NUT M 6	018
104-205	56456500000	001	HEXAGON NUT M 5	018
104-206	56984510000	001	PAN HEAD SCREW M 5X 3	018
104-207	60353602600	001	PUSH ROD	018
104-208	56086060000	001	CONE KNOB GN 419 20 M 6	018
104-209	95972840001	000	SCREW SEALING ADHESIVE 50ML LOCTITE 648	018
104-216	40350402900	001	ADHESIVE FOIL	018
104-217	60350401901	001	REAR WALL SMALL	018
104-218	56764040000	002	WASHER 4.3	018
104-219	57766040000	004	SPRING WASHER A 4	018
104-220	56455400000	004	HEXAGON NUT M 4	018
104-221	60350404201	001	SHIELD COMPL.	018
104-227	40220000201	002	PROTECTIVE PLUG 12.2 KNURLED	018
104-228	40140200901	004	PROTECTIVE PLUG 20.2 KNURLED	018
104-229	60353603200	004	WASHER WITH FOIL 18X1.5	018
104-230	96055040001	001	OIL ISOFLEX TOPAS NB 5051	
104-235	60354301701	001	REMNANT HOLDER COMPL.	
104-235-236	60354301801	001	REMNANT HOLDER PLATE	020
104-235-237	60220405900	001	THREADED BOLT	018
104-235-238	60220405800	001	PAN HEAD SCREW M 4X12.5	018
104-235-239	95972840001	000	SCREW SEALING ADHESIVE 50ML LOCTITE 648	018
104-235-240	60220402001	001	CLAMP HANDLE	018
104-235-241	60220402101	001	COVER	018
104-235-242	40110201403	001	SUPPORTING PIN	018
104-236	50002390000	001	PROTECTIVE PLUG M12 TL-4-105	018

Textpage 32	SE 8	Lang. E	Spare parts list No. 035.98.3.1004	Device series (code No.) 90.031
----------------	-------------	------------	---------------------------------------	------------------------------------

No. in drawing	Order No.	Pcs.	Designation	From status.. onwards
X	X	X	X	X
105	60354500002	001	CLAMPING CARRIAGE	018
105-50	60354500602	001	SUPPORTING CARRIAGE ASSEMBLED	018
105-50-51	60354500701	001	CARRIAGE PLATE	018
105-50-120-170	95972840001	000	SCREW SEALING ADHESIVE 50ML LOCTITE 648	018
105-217	60351100601	001	REAR WALL	018
105-221	60351100701	001	SHIELD COMPL.	018
105-235	60220401706	001	REMNANT HOLDER COMPL.	018
105-235-4102	60220405900	001	THREADED BOLT	018
105-235-4103	60220405800	001	PAN HEAD SCREW M 4X12.5	018
105-235-4104	95972840001	000	SCREW SEALING ADHESIVE 50ML LOCTITE 648	018
105-235-4105	60220402001	001	CLAMP HANDLE	018
105-235-4106	60220402101	001	COVER	018
105-236	50002390000	001	PROTECTIVE PLUG M12 TL-4-105	018
105-240	60354500800	001	TRUNNION	018
105-241	00610300005	001	WASHER 8.2	018
105-242	56413080000	001	CAP NUT M 8	018
105-248	60354500900	001	BIAS CUT PLATE	018

Device series (code No.) 90.031	Spare parts list No. 035.98.3.1004	Lang. E	SE 8	Textpage 33
------------------------------------	---------------------------------------	------------	-------------	----------------

No. in drawing	Order No.	Pcs.	Designation	From status.. onwards
X	X	X	X	X
106	60354700001	001	CLAMPING CARRIAGE	018
106-50	60363600602	001	SUPPORTING CARRIAGE ASSEMBLED	018
106-50-51	60363600701	001	CARRIAGE PLATE	018
106-50-57	56008300000	001	THREADED BOLT FHS-M 4X15	
106-50-58	60260210300	001	SLEEVE	
106-50-59	95972950001	001	SCREW SEALING ADHESIVE 50ML LOCTIT.243	
106-50-60	60231300300	001	SLIDING BAR	018
106-50-61	60231301600	001	ADHESIVE FOIL	018
106-50-62	56739040000	005	WASHER A 4.3	018
106-50-63	56400890000	005	LOCK NUT M 4	018
106-50-70	60353600801	001	BEARING AT THE FRONT	018
106-50-71	60353601001	001	BEARING REAR	018
106-50-72	57770350000	002	WOODRUFF KEY 3X5	018
106-50-73	57766060000	004	SPRING WASHER A 6	018
106-50-74	56455600000	004	HEXAGON NUT M 6	018
106-50-81	60353802000	001	GUIDE PREASSEMBLED STOP PIN	018
106-50-81-82	60353802100	001	GUIDE	018
106-50-81-83	50001170000	002	BUSHING 14X16X15	018
106-50-81-84	60353601300	001	THREADED BOLT	018
106-50-81-85	56087080000	001	STAR KNOB K 50 M 8	018
106-50-81-86	56083500000	001	THREADED PIN M 5X 8	018
106-50-81-87	60353601400	001	ARM	018
106-50-81-88	57767050000	002	SPRING WASHER A 5	018
106-50-81-89	57430200000	002	HEXAGON SCREW M 5X20	018
106-50-81-90	57120160000	001	SHOULDER STUD M 5X16	018
106-50-81-91	95972840001	000	SCREW SEALING ADHESIVE 50ML LOCTITE 648	018
106-50-81-92	60260206700	001	STOP	018
106-50-81-93	57442160000	001	COUNTERSUNK SCREW M 6X16	018
106-50-81-94	60354302901	001	SPRING BOLT	018
106-50-81-95	40110201104	001	PRESSURE SPRING 0110201104	018
106-50-81-96	56038100000	001	THREADED PIN M 8X10	018
106-50-81-97	56070470000	001	THREADED PIN M 4X 4X2.5	018
106-50-81-98	96055040001	000	OIL ISOFLEX TOPAS NB 5051	018
106-50-81-99	56739050000	002	WASHER A 5.3	018
106-50-81-100	57758620000	002	TOOTHED LOCK WASHER A 5.3	018
106-50-81-101	56395310000	001	W-SEALING RING INA G 6X10X 2	018
106-50-81-102	56187740000	001	PARALLEL PIN 4M6X20	018

Textpage 34	SE 8	Lang. E	Spare parts list No. 035.98.3.1004	Device series (code No.) 90.031
----------------	-------------	------------	---------------------------------------	------------------------------------

No. in drawing	Order No.	Pcs.	Designation	From status.. onwards
X	X	X	X	X
106-50-97	60353601500	001	GUIDE SHAFT	018
106-50-98	60353601600	001	GUIDE SHAFT	018
106-50-99	60353601700	004	SHOCK ABSORBER	018
106-50-105	60353601800	001	CATCH	018
106-50-106	56740050000	001	WASHER A 5.3	018
106-50-107	56984510000	001	PAN HEAD SCREW M 5X 3	018
106-50-108	40110500012	001	PRESSURE SPRING 0110500012	018
106-50-109	56805440000	001	OVAL-HEAD SCREW M 4X12	018
106-50-120-159-1	60260207602	001	LEVER EXTENSION	018
106-50-120-159-2	56046530000	001	THREADED PIN M 10X35	018
106-50-120-159-3	60260212400	001	STOP PIN	018
106-50-120-159-4	56086100000	001	CYLINDRICAL HANDLE GN519 28 M10	018
106-50-120-159-5	95972950001	000	SCREW SEALING ADHESIVE 50ML LOCTIT.243	018
106-50-120-159-6	95972840001	000	SCREW SEALING ADHESIVE 50ML LOCTITE 648	018
106-50-175	60220001100	002	THRUST WASHER	018
106-50-176	60260212200	006	WASHER	018
106-50-177	60353602300	001	SHAFT	018
106-50-178	56336240000	001	GROOVED PIN 4X24	018

Device series (code No.) 90.031	Spare parts list No. 035.98.3.1004	Lang. E	SE 8	Textpage 35
------------------------------------	---------------------------------------	------------	-------------	----------------

No. in drawing	Order No.	Pcs.	Designation	From status.. onwards
x	x	x	x	x
106-50-184	60353602401	001	SUPPORTING PLATE COMPL.	018
106-50-184-185	60353602501	001	SUPPORTING PLATE	018
106-50-184-186	60530200028	001	THREADED BUSHING	018
106-50-184-187	60260208200	004	SLIDING WASHER	018
106-50-184-188	95972840001	000	SCREW SEALING ADHESIVE 50ML LOCTITE 648	018
106-196	56766000000	004	WASHER A 6.5	018
106-197	56400870000	004	LOCK NUT M 6	018
106-205	56456500000	001	HEXAGON NUT M 5	018
106-206	56984510000	001	PAN HEAD SCREW M 5X 3	018
106-207	60353602600	001	PUSH ROD	018
106-208	56086060000	001	CONE KNOB GN 419 20 M 6	018
106-209	95972840001	000	SCREW SEALING ADHESIVE 50ML LOCTITE 648	018
106-216	60353602800	001	ADHESIVE FOIL	018
106-217	60353602700	001	REAR WALL	018
106-218	56764040000	004	WASHER 4.3	018
106-219	57766040000	004	SPRING WASHER A 4	018
106-220	56455400000	004	HEXAGON NUT M 4	018
106-221	60260208900	001	SHIELD COMPL.	018
106-227	40220000201	002	PROTECTIVE PLUG 12.2 KNURLED	018
106-228	40140200901	004	PROTECTIVE PLUG 20.2 KNURLED	018
106-229	60353603200	004	WASHER WITH FOIL 18X1.5	019
106-230	96055040001	000	OIL ISOFLEX TOPAS NB 5051	018
106-235	60364301701	001	REMNANT HOLDER COMPL.	018
106-235-236	60354301801	001	REMNANT HOLDER PLATE	018
106-235-237	60220405900	001	THREADED BOLT	018
106-235-238	60220405800	001	PAN HEAD SCREW M 4X12.5	018
106-235-240	60220402001	001	CLAMP HANDLE	018
106-235-241	60220402101	001	COVER	018
106-235-242	60364301800	001	SUPPORTING PIN	018
106-236	60363600900	001	GUIDE SHAFT	018
106-237	57451200000	001	COUNTERSUNK SCREW M 4X10	018
106-238	60260211301	001	PRODUCT FIXATION DEVICE ASSEMBLED	018
106-238-293	60260210402	001	SLIDER	018
106-238-294	60260210501	001	PRODUCT FIXATION DEVICE	018
106-238-297	56269330000	001	ROUND-HEADED NOTCHED NAIL 3X6	018
106-238-298	56923120000	002	COUNTERSUNK SCREW M 4X12	018
106-238-299	95972950001	000	SCREW SEALING ADHESIVE 50ML LOCTIT.243	018
106-238-300	56047610000	001	THREADED PIN M 6X 8	018

Textpage 36	SE 8	Lang. E	Spare parts list No. 035.98.3.1004	Device series (code No.) 90.031
----------------	-------------	------------	---------------------------------------	------------------------------------

No. in drawing	Order No.	Pcs.	Designation	From status.. onwards
X	X	X	X	X
107	60352400000	001	CLAMPING CARRIAGE	019
107-50	60352400600	001	SUPPORTING CARRIAGE ASSEMBLED	019
107-50-51	60353600700	001	CARRIAGE PLATE	019
107-50-60	60231300300	001	SLIDING BAR	019
107-50-61	60231301600	001	ADHESIVE FOIL	019
107-50-62	56739040000	005	WASHER A 4.3	019
107-50-63	56400890000	005	LOCK NUT M 4	019
107-50-70	60353600801	001	BEARING AT THE FRONT	019
107-50-71	60353601001	001	BEARING REAR	019
107-50-72	57770350000	002	WOODRUFF KEY 3X5	019
107-50-73	57766060000	004	SPRING WASHER A 6	019
107-50-74	56455600000	004	HEXAGON NUT M 6	019
107-50-102	60353601500	001	GUIDE SHAFT	019
107-50-103	60353601600	001	GUIDE SHAFT	019
107-50-104	60353601700	002	SHOCK ABSORBER	019
107-50-105	60353601800	001	CATCH	019
107-50-107	56984510000	001	PAN HEAD SCREW M 5X 3	019
107-50-108	40110500012	001	PRESSURE SPRING 0110500012	019
107-50-109	60240503100	001	HEXAGON SCREW OVAL-HEAD M 4X10	019
107-50-120-159-1	60260207602	001	LEVER EXTENSION	019
107-50-120-159-2	56046530000	001	THREADED PIN M 10X35	019
107-50-120-159-3	60260212400	001	STOP PIN	019
107-50-120-159-4	56086100000	001	CYLINDRICAL HANDLE GN519 28 M10	019
107-50-120-159-5	95972950001	000	SCREW SEALING ADHESIVE 50ML LOCTIT.243	019
107-50-120-159-6	95972840001	000	SCREW SEALING ADHESIVE 50ML LOCTITE 648	019
107-50-175	60220001100	002	THRUST WASHER	019
107-50-176	60260212200	006	WASHER	019
107-50-177	60353602300	001	SHAFT	019
107-50-178	56336240000	001	GROOVED PIN 4X24	019
107-196	56766000000	004	WASHER A 6.5	019
107-197	56400870000	004	LOCK NUT M 6	019
107-205	56456500000	001	HEXAGON NUT M 5	019
107-206	56984510000	001	PAN HEAD SCREW M 5X 3	019
107-207	60353602600	001	PUSH ROD	019
107-208	56086060000	001	CONE KNOB GN 419 20 M 6	019
107-209	95972840001	000	SCREW SEALING ADHESIVE 50ML LOCTITE 648	019
107-216	60353602800	001	ADHESIVE FOIL	019
107-217	60353602700	001	REAR WALL	019
107-218	56764040000	002	WASHER 4.3	019
107-219	57766040000	004	SPRING WASHER A 4	019
107-220	56455400000	004	HEXAGON NUT M 4	019
107-221	60260208900	001	SHIELD COMPL.	019
107-227	40220000201	002	PROTECTIVE PLUG 12.2 KNURLED	019
107-228	40140200901	004	PROTECTIVE PLUG 20.2 KNURLED	019
107-229	60353603200	004	WASHER WITH FOIL 18X1.5	019
107-230	96055040001	000	OIL ISOFLEX TOPAS NB 5051	019

Bitte unbedingt 11 stellige **BESTELL-Nr.** angeben
Please always indicate 11 digit **Order No.**
Absolument nécessaire d'indiquer **No. de commande** (11 chiffres)
Favorisca specificarci sempre il **N. di ordine** a 11 cifre
Es imprescindible que citen el **"No. de pedido"** (11 guarismos)

Device series (code No.) 90.031	Spare parts list No. 035.98.3.1004	Lang. E	SE 8	Textpage 37
------------------------------------	---------------------------------------	------------	-------------	----------------

No. in drawing	Order No.	Pcs.	Designation	From status.. onwards
x	x	x	x	x
107-235	60220401706	001	REMNANT HOLDER COMPL.	019
107-235-4101	60220401806	001	REMNANT HOLDER PLATE	019
107-235-4102	60220405900	001	THREADED BOLT	019
107-235-4103	60220405800	001	PAN HEAD SCREW M 4X12.5	019
107-235-4104	95972840001	000	SCREW SEALING ADHESIVE 50ML LOCTITE 648	019
107-235-4105	60220402001	001	CLAMP HANDLE	019
107-235-4106	60220402101	001	COVER	019
107-236	50002390000	001	PROTECTIVE PLUG M12 TL-4-105	019

Textpage 38	SE 8	Lang. E	Spare parts list No. 035.98.3.1004	Device series (code No.) 90.031
----------------	-------------	------------	---------------------------------------	------------------------------------

No. in drawing	Order No.	Pcs.	Designation	From status.. onwards
x	x	x	x	x
108	60352500000	001	CLAMPING CARRIAGE WITH BIAS CUT	019
108-50	60352500600	001	SUPPORTING CARRIAGE ASSEMBLED	019
108-50-51	60352500700	001	CARRIAGE PLATE	019
108-50-102	60352501500	001	GUIDE SHAFT	019
108-50-103	60352501600	001	GUIDE SHAFT	019
108-50-120-170	95972840001	000	SCREW SEALING ADHESIVE 50ML LOCTITE 648	019
108-50-184	60352502400	001	SUPPORTING PLATE COMPL.	019
108-50-184-1	60352502500	001	SUPPORTING PLATE	019
108-50-184-2	60530200028	001	THREADED BUSHING	019
108-50-184-3	60260208200	004	SLIDING WASHER	019
108-50-184-4	95972840001	000	SCREW SEALING ADHESIVE 50ML LOCTITE 648	019
108-216	60260211500	001	ADHESIVE FOIL	019
108-217	60353702700	001	REAR WALL	019
108-221	60223300300	001	SHIELD COMPL.	019
108-235	60352501701	001	REMNANT HOLDER COMPL.	019
108-235-1	60220401706	001	REMNANT HOLDER COMPL.	019
108-235-1-4101	60220401806	001	REMNANT HOLDER PLATE	019
108-235-1-4102	60220405900	001	THREADED BOLT	019
108-235-1-4103	60220405800	001	PAN HEAD SCREW M 4X12.5	019
108-235-1-4104	95972840001	000	SCREW SEALING ADHESIVE 50ML LOCTITE 648	019
108-235-1-4105	60220402001	001	CLAMP HANDLE	019
108-235-1-4106	60220402101	001	COVER	019
108-235-7	60352501900	001	SUPPORTING PIN	019
108-235-8	50008060000	001	PROTECTIVE SLEEVE GPN200 Z 6X10	019
108-235-9	56768090000	001	WASHER A 4.3	019
108-235-10	56417040000	001	CAP NUT M 4	019
108-240	60353700800	001	TRUNNION	019
108-248	60353700900	001	BIAS CUT PLATE COMPL.	019
108-248-249	60353701000	001	BIAS CUT PLATE	019
108-248-250	60353701100	001	LOCKING PIN	019
108-252	60363600900	001	GUIDE SHAFT	019
108-253	60240503100	001	HEXAGON SCREW OVAL-HEAD M 4X10	019
108-254	60352502000	001	PRODUCT FIXATION DEVICE ASSEMBLED	019
108-254-1	60260210402	001	SLIDER	019
108-254-2	60352502100	001	PRODUCT FIXATION DEVICE	019
108-254-5	56269330000	001	ROUND-HEADED NOTCHED NAIL 3X6	019
108-254-6	56923120000	002	COUNTERSUNK SCREW M 4X12	019
108-254-8	56047610000	001	THREADED PIN M 6X 8	019

4

Bitte unbedingt 11 stellige **BESTELL-Nr.** angeben
Please always indicate 11 digit **Order No.**
Absolument nécessaire d'indiquer **No. de commande** (11 chiffres)
Favorisca specificarci sempre il **N. di ordine** a 11 cifre
Es imprescindible que citen el "**No. de pedido**" (11 guarismos)

Device series (code No.) 90.031	Spare parts list No. 035.98.3.1004	Lang. E	SE 8	Textpage 39
------------------------------------	---------------------------------------	------------	-------------	----------------

No. in drawing	Order No.	Pcs.	Designation	From status.. onwards
X	X	X	X	X
9901	94001000010	001	BLADE, 3-HOLE, VS8/SE8/VS8F/SG8D/VS8A G+B	
	94001000020	001	BLADE,TEFLON,3-HOLE,VS8/SE8/VS8F/SG8D/RA	
	94001000024	001	BLADE, CHEESE, 3-HOLE, VS8 G+B	
	40220007200	001	BLADE-STAINLESS, 3-HOLE, GBR	
	94001000013	001	BLADE, 4-HOLE, VS8/SE8/VF330/A330/A400 RA.	
	94001000014	001	BLADE, 4-HOLE, VS8/SE8/VF330/A400G+B	
	94001000016	001	BLADE, TEFLON, 4-HOLE, VS8/SE8/A400 G+B	
	94001000017	001	BLADE, CHEESE, VS8/SE8/VF330/A330 G+B	
	94001000027	001	BLADE-STAINLESS, 4-HOLE, 330D	
	94001000029	001	BREAD BLADE 330D, 4-HOLE, SPIRAL TOOTH	

Textpage 40	SE 8	Lang. E	Spare parts list No. 035.98.3.1004	Device series (code No.) 90.031
----------------	-------------	------------	---------------------------------------	------------------------------------

4

Bitte unbedingt 11 stellige **BESTELL-Nr.** angeben
Please always indicate 11 digit **Order No.**
Absolument nécessaire d'indiquer **No. de commande** (11 chiffres)
Favorisca specificarci sempre il **N. di ordine** a 11 cifre
Es imprescindible que citen el "**No. de pedido**" (11 guarismos)

Amendment 03/2006