

Precision slicer

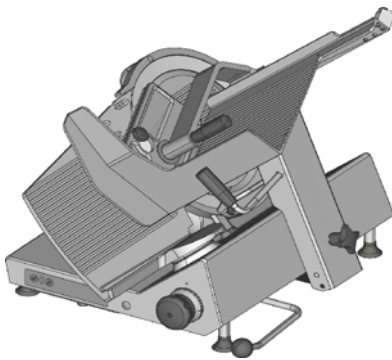
GSP H 33 / GSP HC 33

Modular system

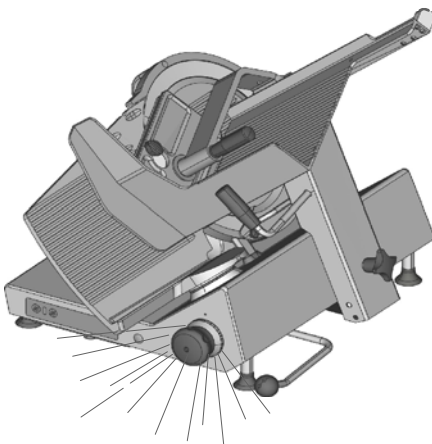
Blade diameter 330 mm

Carriage inclination 18 Low / 25 Low / 25 High

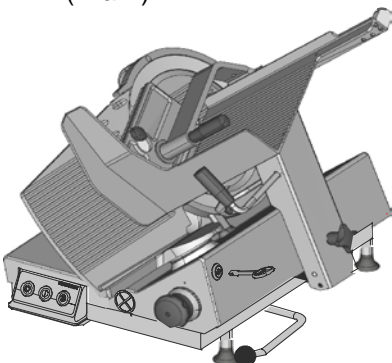
Standard



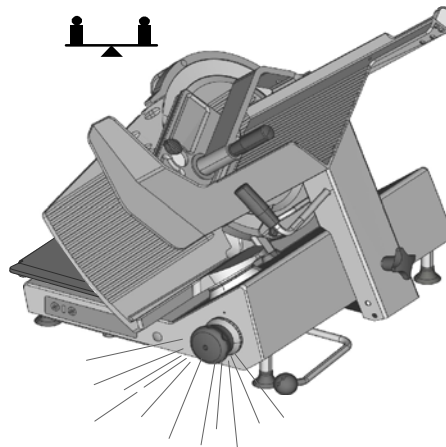
Illumination



BR (Brazil)

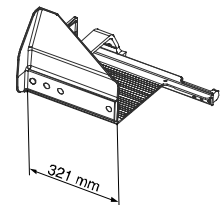
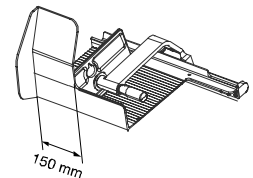
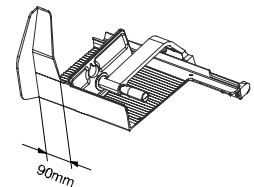


K-Flex

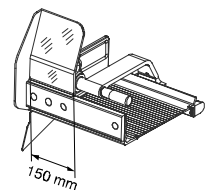


Carriage overview

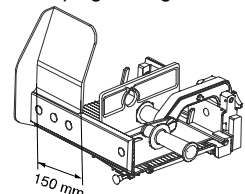
Carriage 25°



Carriage 18°



Clamping carriage



Precision slicer

GSP H 33 / GSP HC 33

Modular system

Content of drawings

Page of drawing

Machine overview	1
Approval	2
Voltage options AC 230V/50HZ	3
Voltage options AC 220V/60HZ	26
Voltage options AC 120V/60HZ	28
Voltage options AC 100V/50HZ/60HZ	32
Voltage options 3-phase 230V/400V/50HZ	35
Voltage options 3-phase 400V/50HZ/4-pin	38
Voltage options AC 220V/60HZ – Brazil	42
Cables	44
Blade type	45
Carriage inclination / carriage heighth, handhold	47
Carriage version, handhold	52
Carriage 25°, alu welded, 1pc, L=90 mm	53
Carriage 25°, alu welded or transparent, L=150 mm	59
Carriage 25°, alu welded or transparent, L=321 mm	65
Carriage 18°, Standard or bias cut, L=150 mm	68
Handhold	78
Remnant holder	79
Ease of cleaning/installation Rubberfeet and lifting lever	80
Machine housing raisedlip, compl. – Standard	91
Machine housing raisedlip, compl. – BR	92
Blade cover	93

Content of drawings

Page of drawing

Blade guard ring	96
Gauge plate	98
Basic components GSP H - Standard, Illumination, K-Flex	99
Basic components GSP H BR	107
Nameplate and plate	116
Grinder	117
Accessories Kit	121
Packaging	122
Product fixation	123
Fastening kit for product fixation	134
Country set	135
Last page of drawings	136

4

12-2 Rimmed drawing position numbers mark the assemblies of spare parts. The spare parts, which may be ordered, are marked in a detailed way elsewhere in the spare parts list.

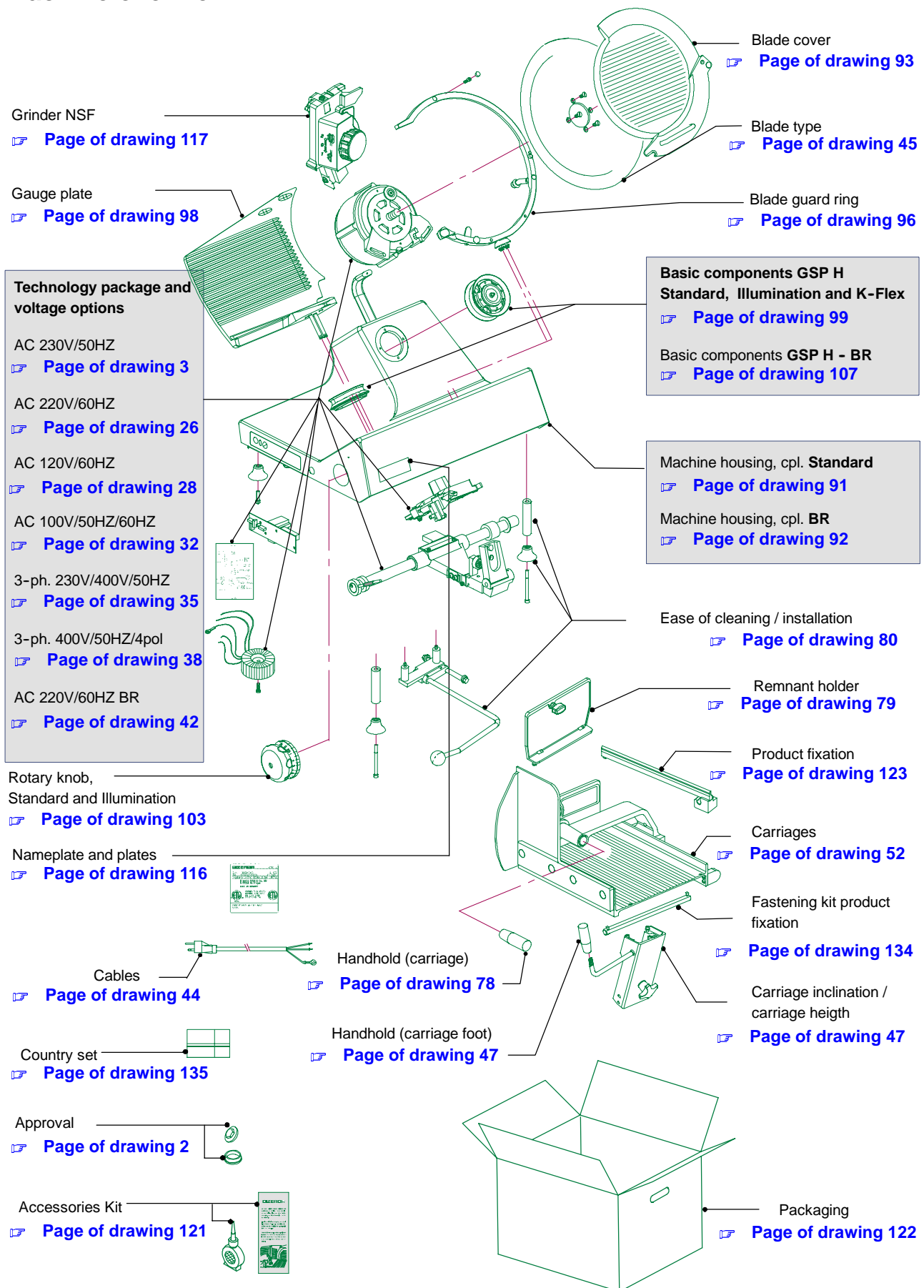
The spare parts marked with „Q” are important for the verification, i. e. at the assembly of these parts the verification seal is destroyed. These parts can be purchased only at authorized Bizerba representations.

On the image and text section spear and wear parts are highlighted with (V).

The content of the parts number list is located before the text pages in the rear part of the spare parts list.

Series (code No.) 90.034	Spare parts list No. 037.98.3.1204	GSP H 33 / GSP HC 33	Page of drawing 1
------------------------------------	----------------------------------------------	-----------------------------	-----------------------------

Machine overview



Page of drawing 2	GSP H 33 / GSP HC 33	Spare parts list No. 037.98.3.1204	Series (code No.) 90.034
-----------------------------	-----------------------------	----------------------------------------------	------------------------------------

Approval



50-5
SW 4



50-10
SW 5



50-20
SW 6 M8



50-30
TL-4-062 (for M5)



53

Voltage options AC 230V/50HZ

Blade motor and accessories
➤ [Page of drawing 4](#)
Blade motor with exhaust air hood (**old version**)
➤ [Page of drawing 5](#)
(**new version**)

Rotary knob, Standard or Illumination
➤ [Page of drawing 103](#)

LPB
- **without deactivation** ➤ [Page of drawing 22](#)
- **with deactivation** ➤ [Page of drawing 23](#)
- **Illumination** ➤ [Page of drawing 24](#)

Circuit
- **without deactivation** ➤ [Page of drawing 16](#)
- **with deactivation** ➤ [Page of drawing 17](#)
- **without deactivation KF** ➤ [Page of drawing 18](#)
- **with deactivation KF** ➤ [Page of drawing 19](#)
- **with deactivation Illumination KF** ➤ [Page of drawing 20](#)
- **with deactivation Illumination** ➤ [Page of drawing 21](#)

Technology package 330
- **without deactivation** ➤ [Page of drawing 6](#)
- **with deactivation** ➤ [Page of drawing 7](#)
- **without deactivation KF** ➤ [Page of drawing 8](#)
- **with deactivation KF** ➤ [Page of drawing 9](#)
- **with deactivation Illu KF** ➤ [Page of drawing 10](#)
- **with deactivation Illumination** ➤ [Page of drawing 11](#)

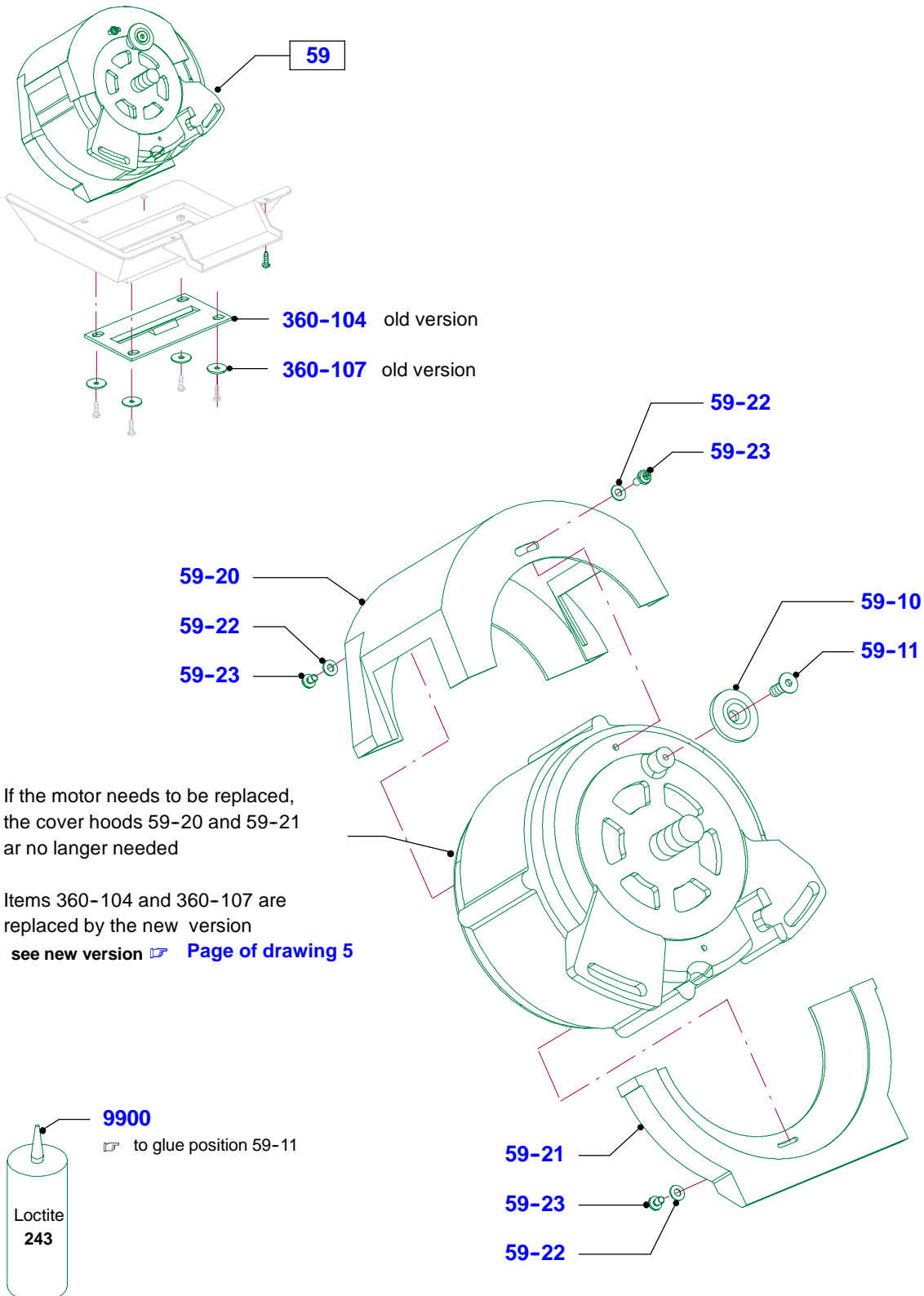
Transformer (**only** by version **with deactivation**)
➤ [Page of drawing 25](#)

Cables
➤ [Page of drawing 44](#)

4

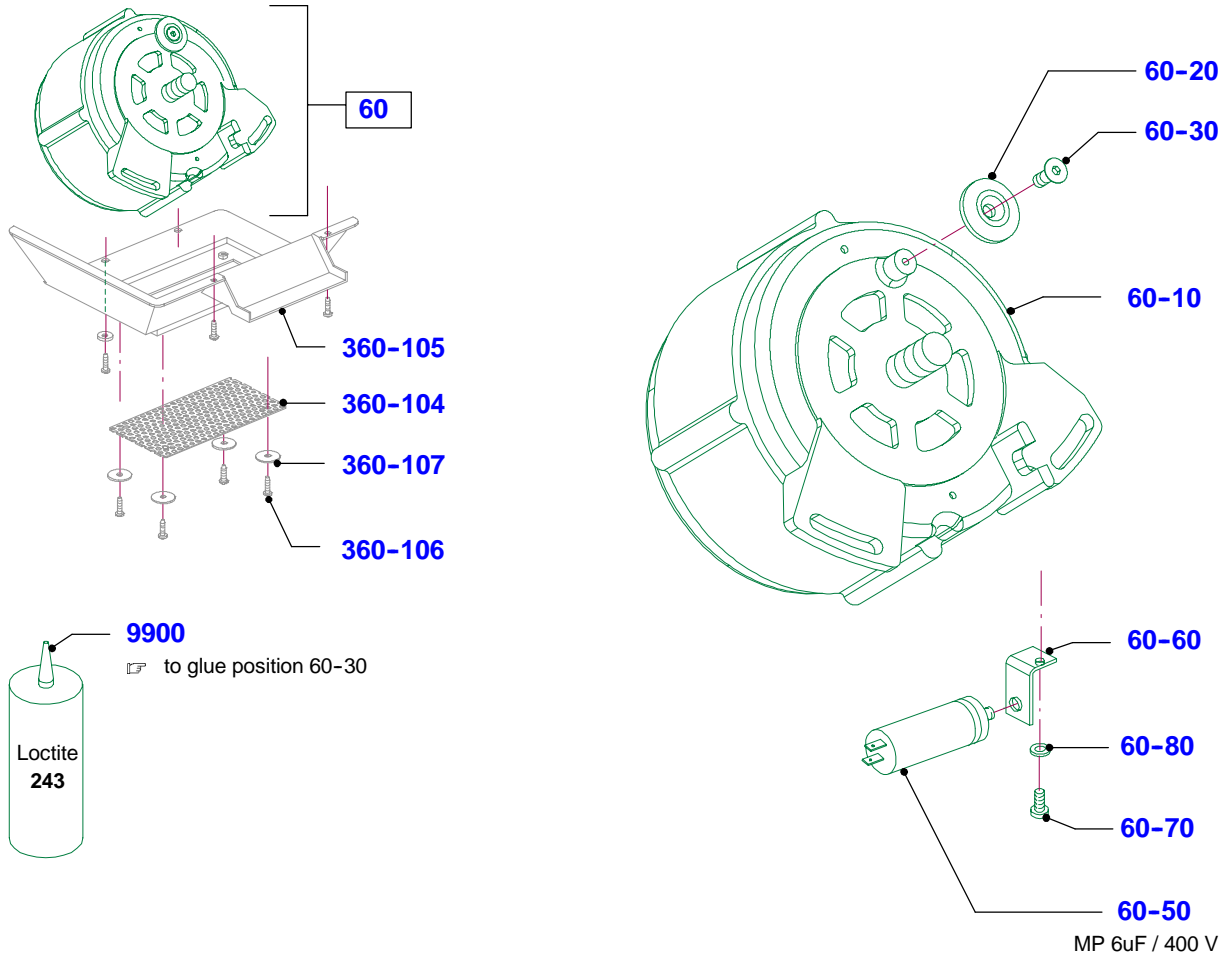
Voltage options AC 230V/50HZ

Blade motor, compl. (old version with exhaust air hood, motor **no** longer available)



Voltage options AC 230V/50HZ

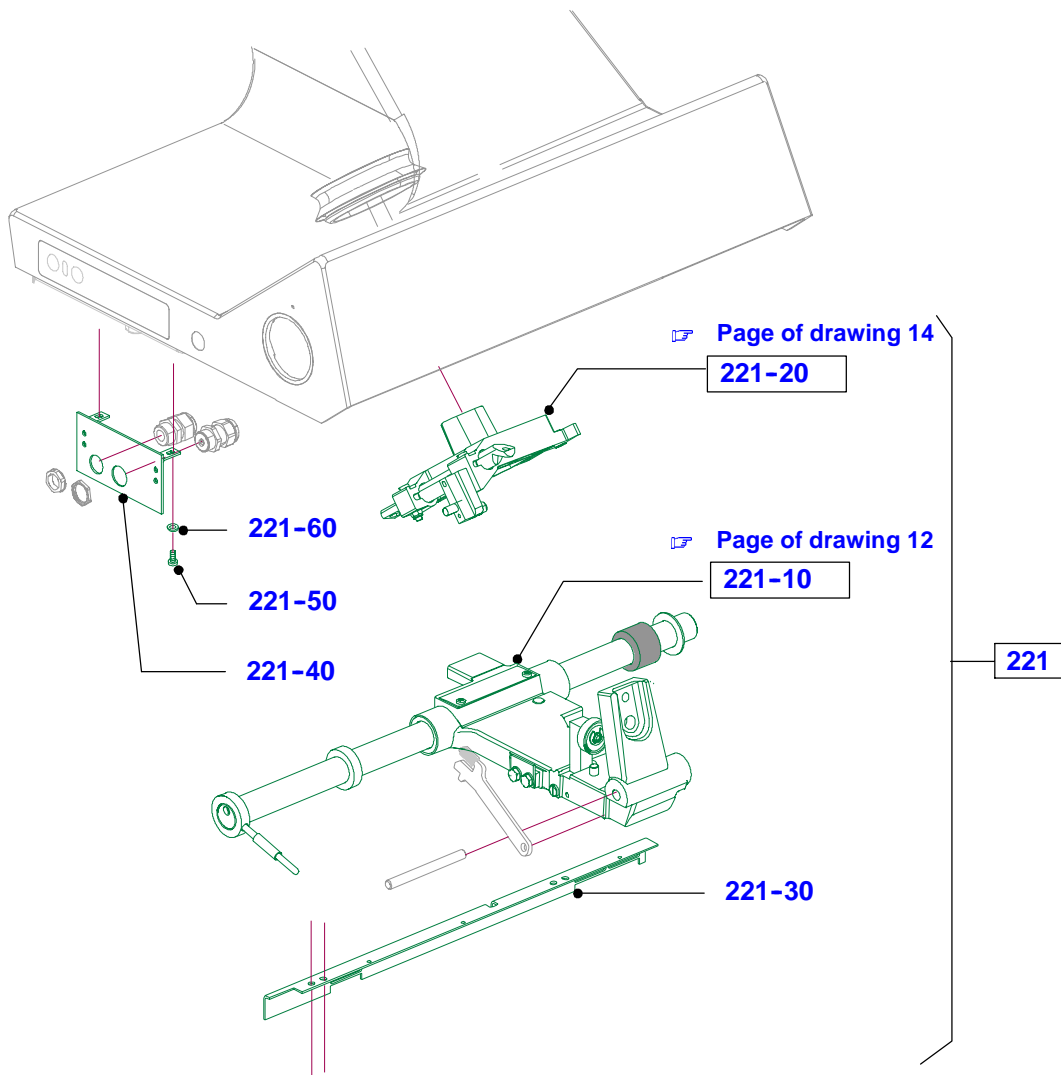
Blade motor (new version), capacitor, holding angle plate



Page of drawing 6	GSP H 33 / GSP HC 33	Spare parts list No. 037.98.3.1204	Series (code No.) 90.034
-----------------------------	-----------------------------	----------------------------------------------	------------------------------------

Voltage options AC 230V/50HZ

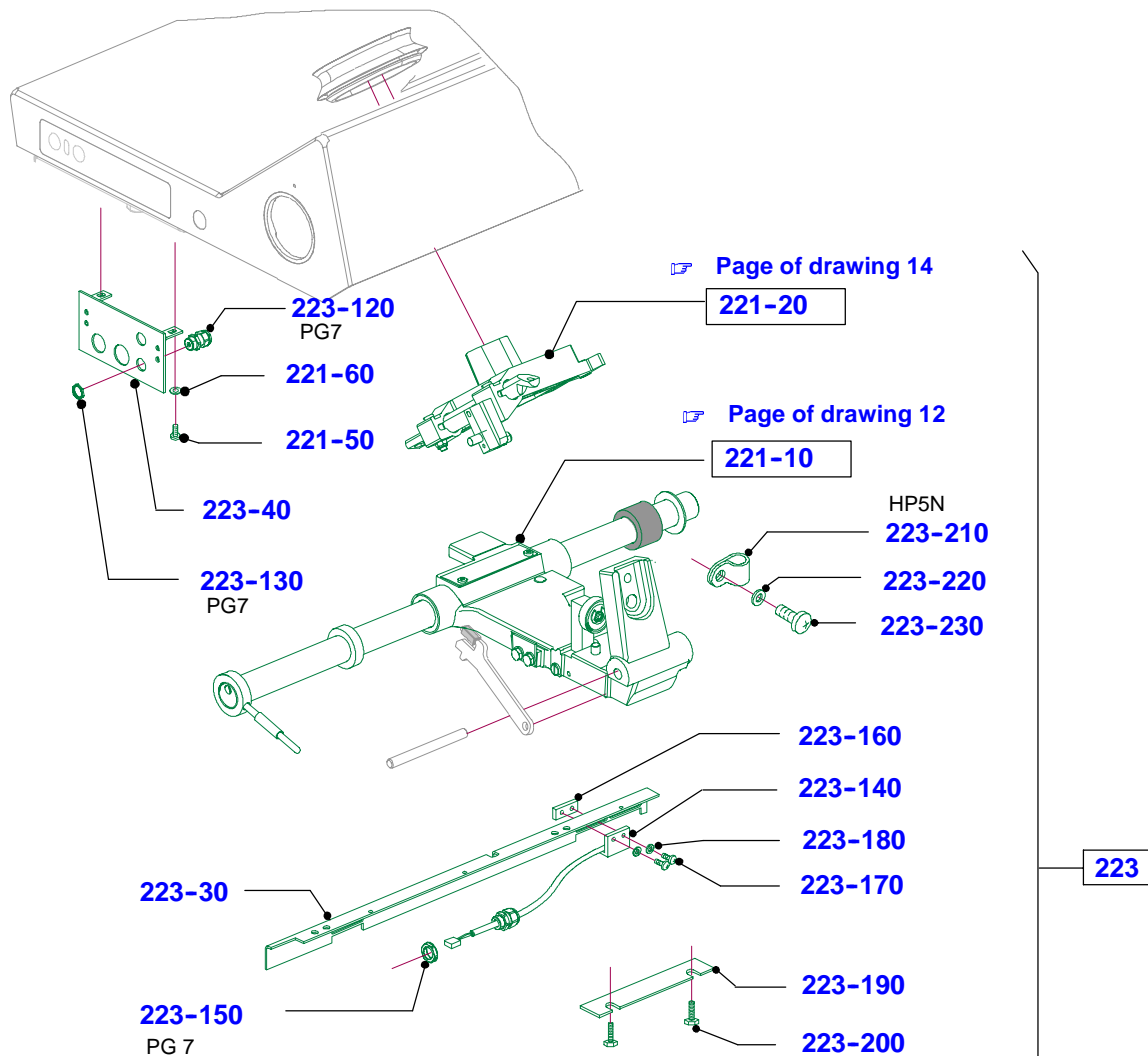
Technology package without switch off, 330 mm



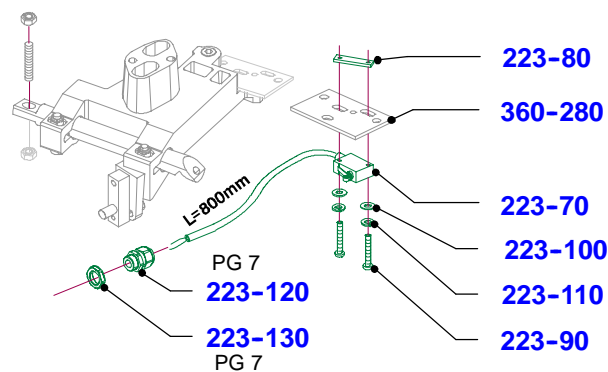
4

Voltage options AC 230V/50HZ

Technology package with switch off HEX, 330 mm



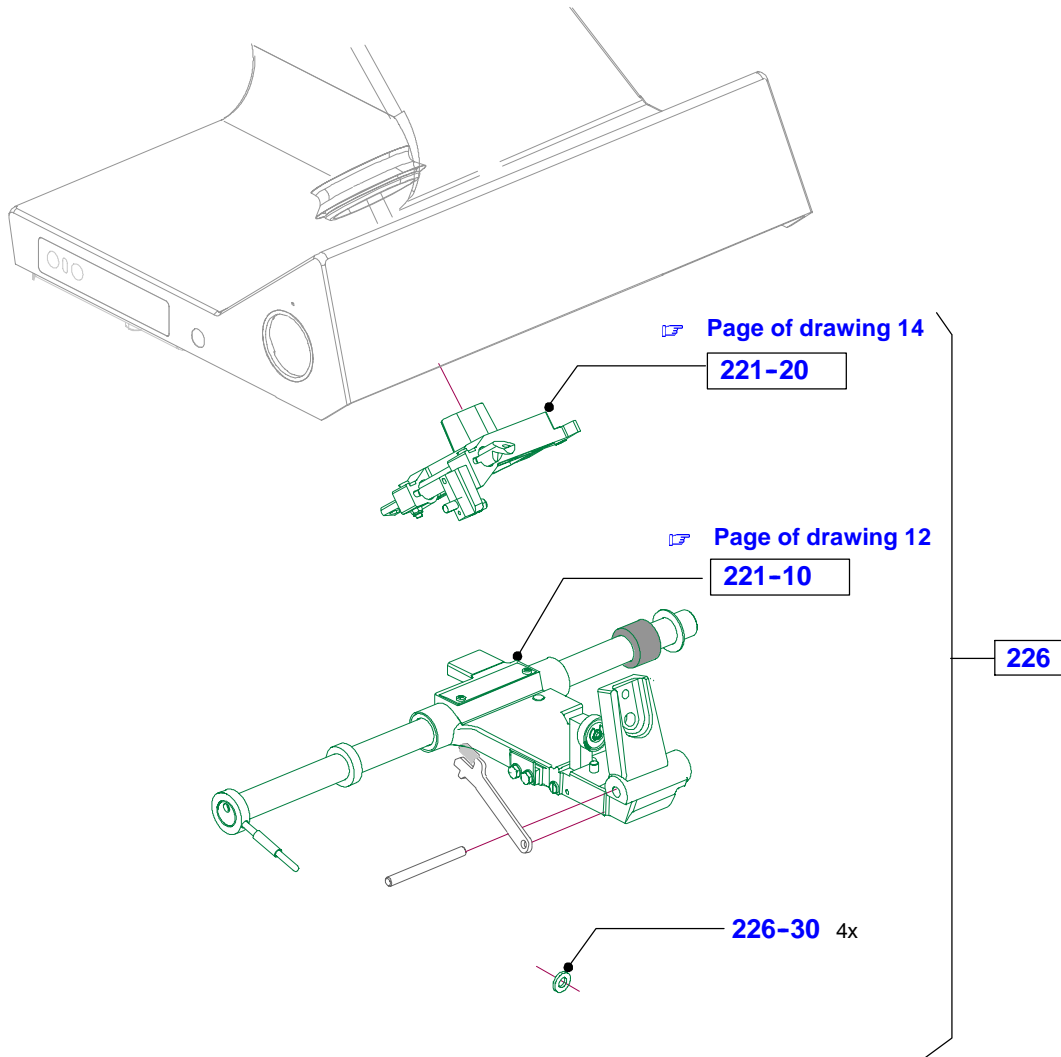
Zero switch



Page of drawing 8	GSP H 33 / GSP HC 33	Spare parts list No. 037.98.3.1204	Series (code No.) 90.034
-----------------------------	-----------------------------	----------------------------------------------	------------------------------------

Voltage options AC 230V/50HZ

Technology package without switch off 330 mm, KF

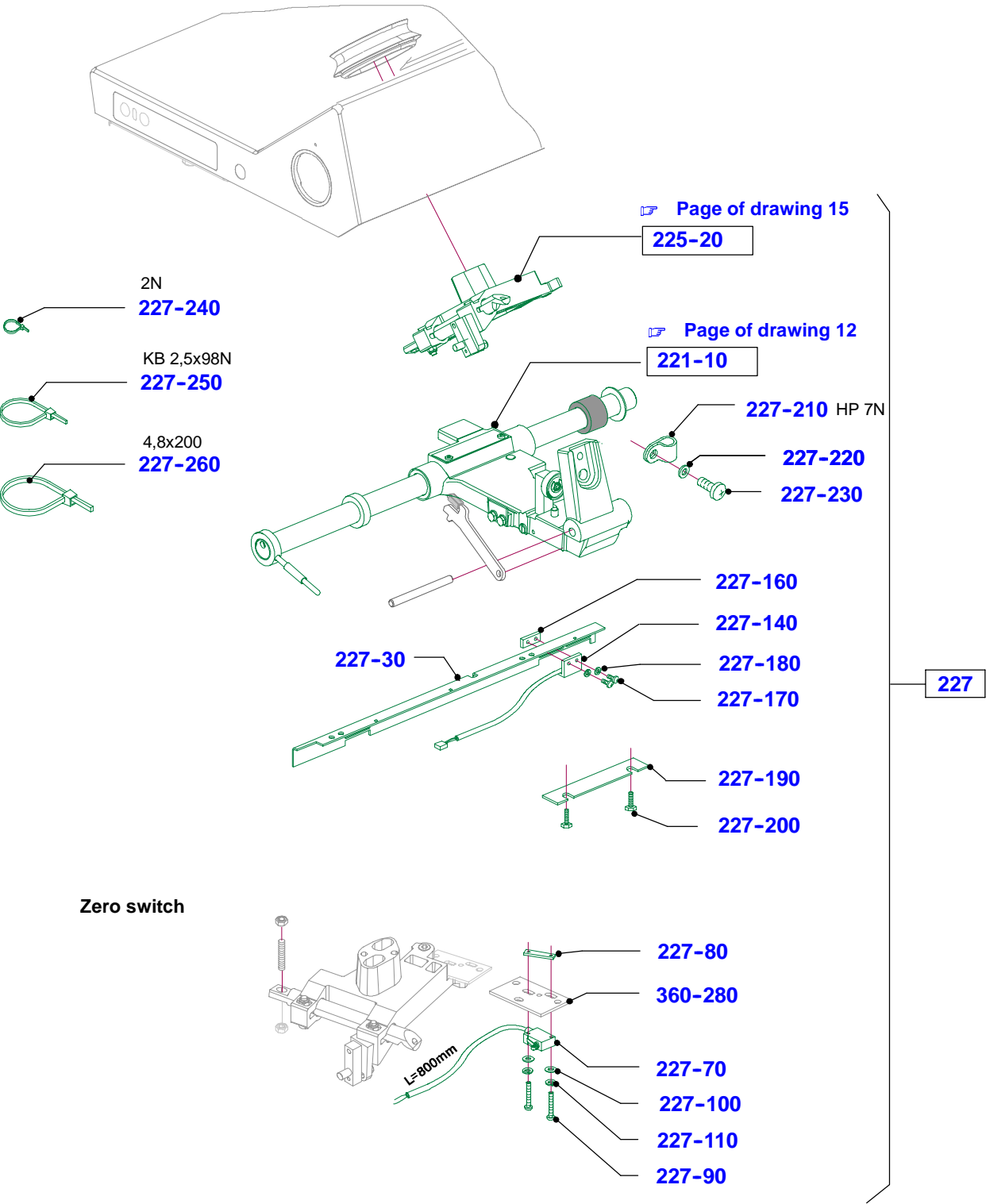


4

Series (code No.) 90.034	Spare parts list No. 037.98.3.1204	GSP H 33 / GSP HC 33	Page of drawing 9
------------------------------------	----------------------------------------------	-----------------------------	-----------------------------

Voltage options AC 230V/50HZ

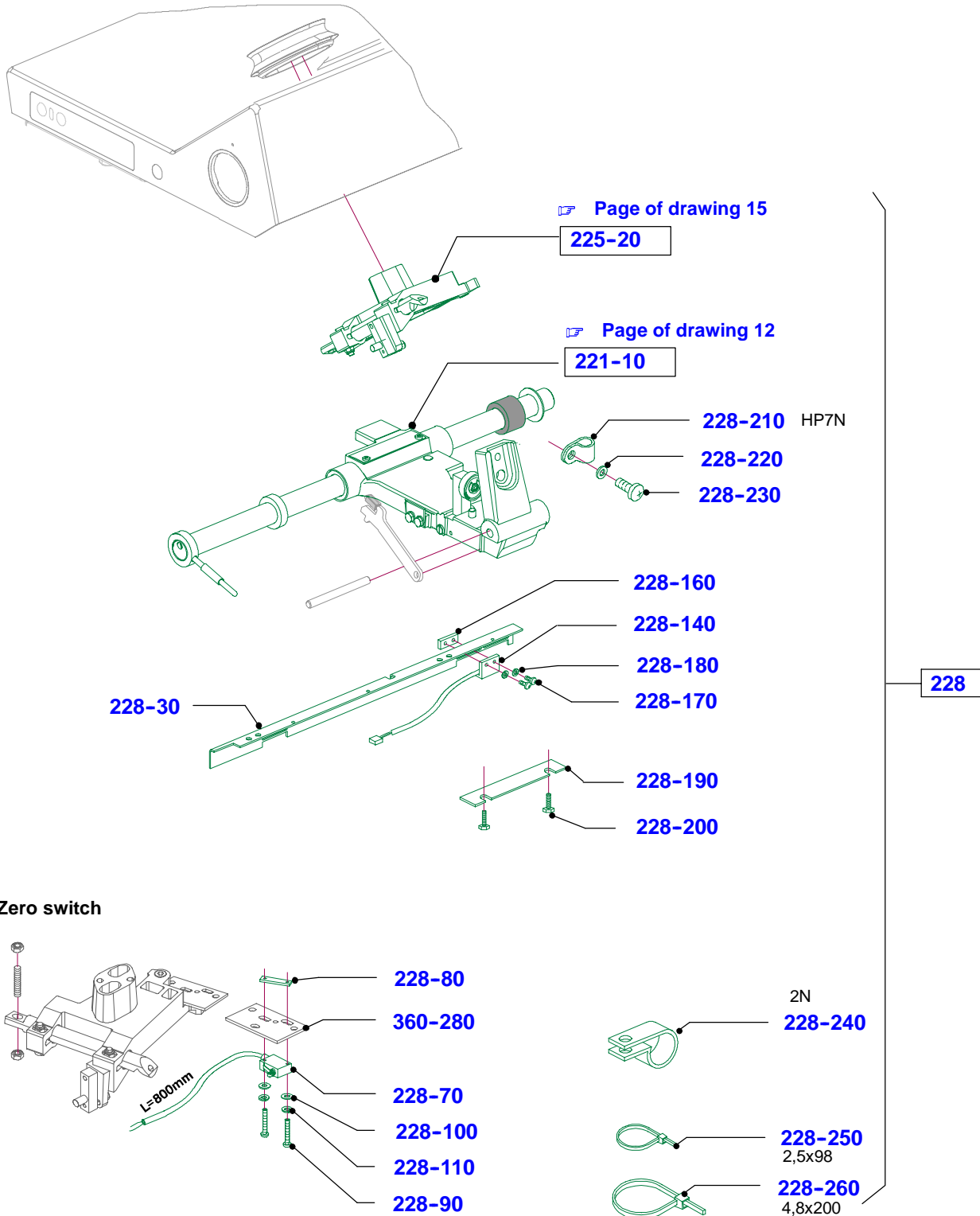
Technology package with switch off HEX 330 mm, KF



Page of drawing 10	GSP H 33 / GSP HC 33	Spare parts list No. 037.98.3.1204	Series (code No.) 90.034
------------------------------	-----------------------------	----------------------------------------------	------------------------------------

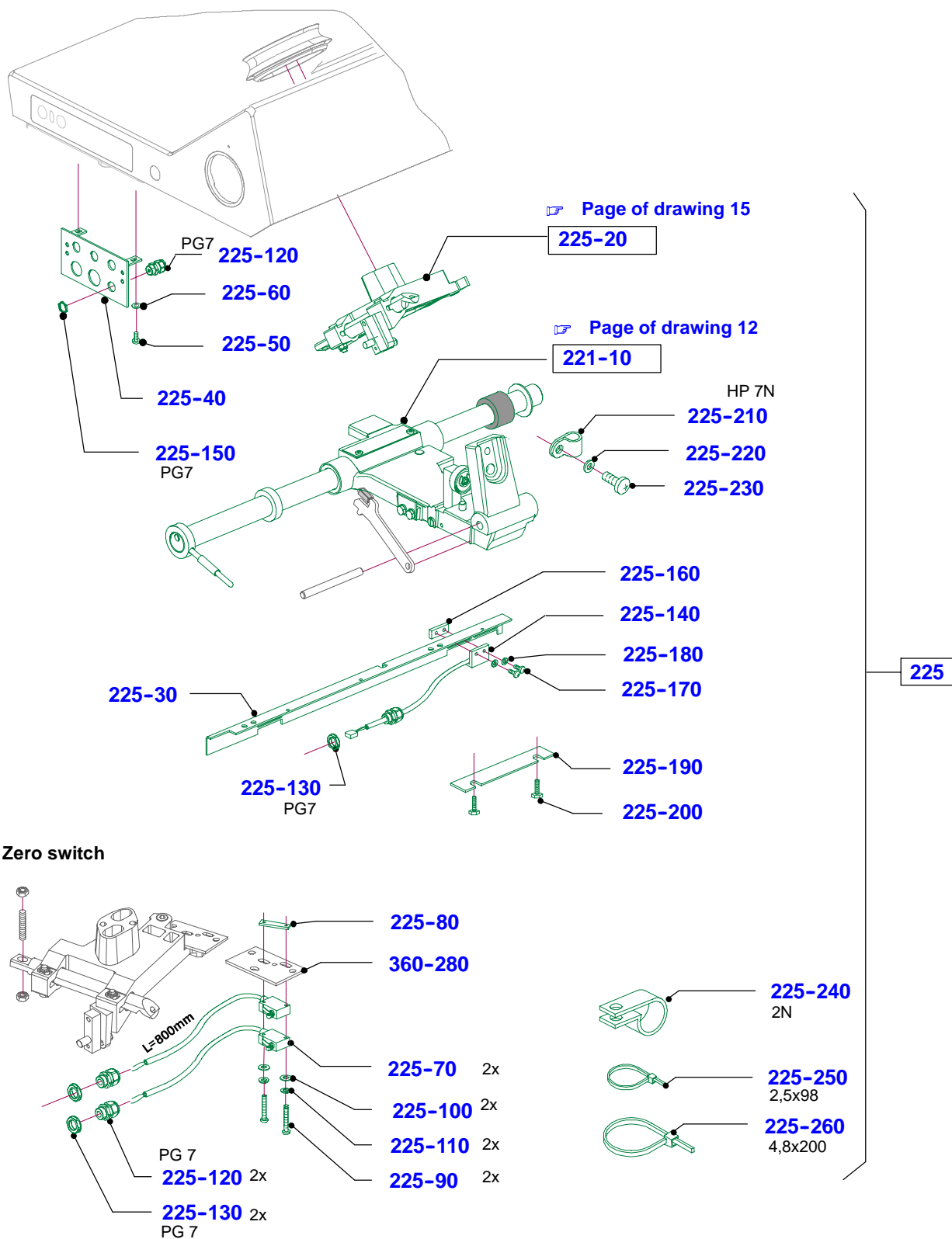
Voltage options AC 230V/50HZ

Technology package with switch HEX, 330 mm, Illumination KF



Voltage options AC 230V/50HZ

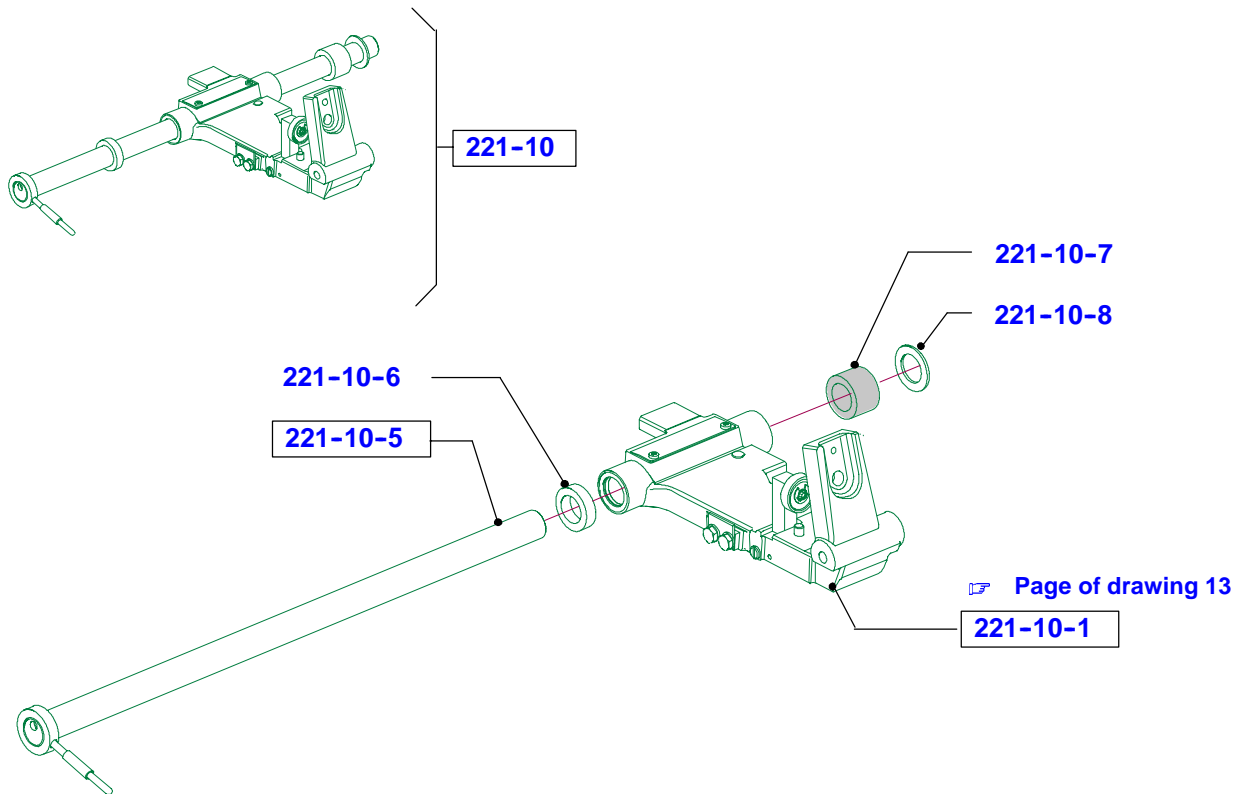
Technology package with switch off HEX, 330 mm, Illumination



Page of drawing 12	GSP H 33 / GSP HC 33	Spare parts list No. 037.98.3.1204	Series (code No.) 90.034
------------------------------	-----------------------------	----------------------------------------------	------------------------------------

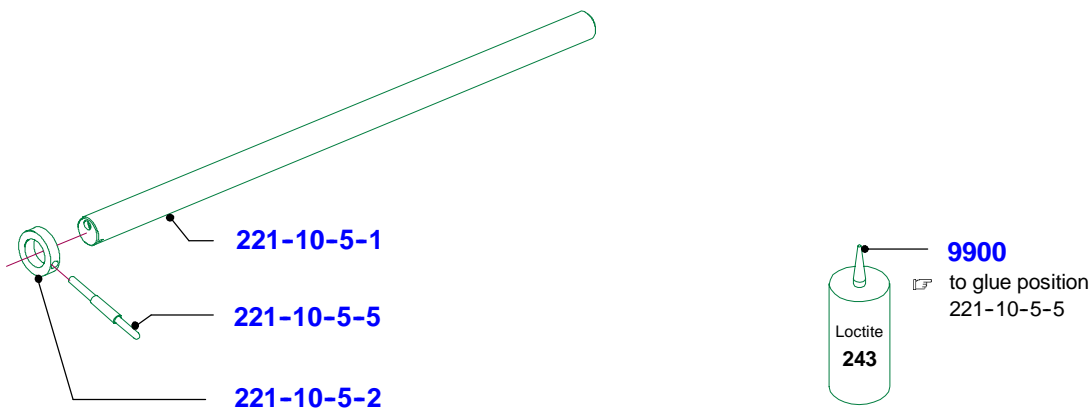
Voltage options AC 230V/50HZ

Carriage guide, compl.



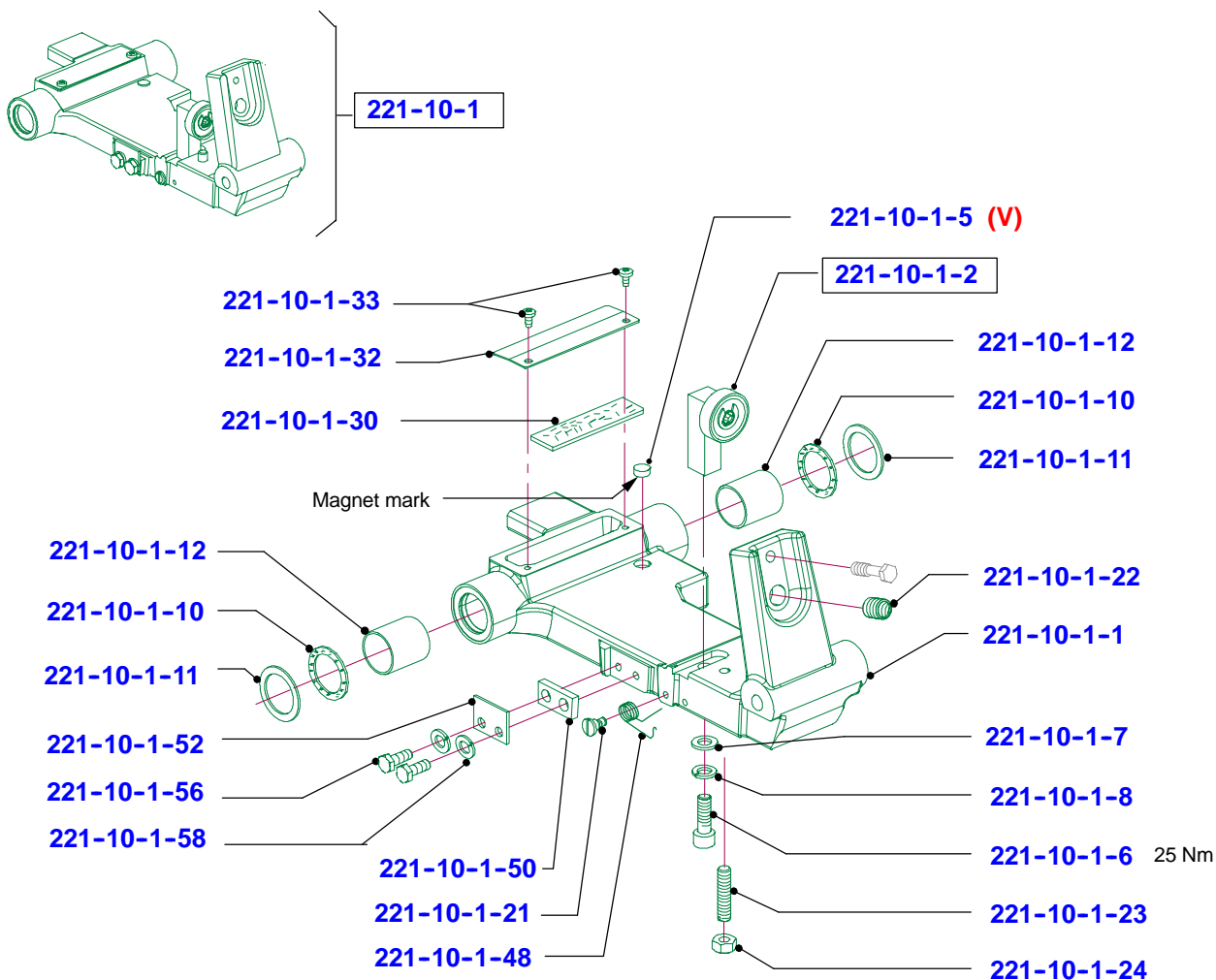
4

Carriage shaft, preassembled

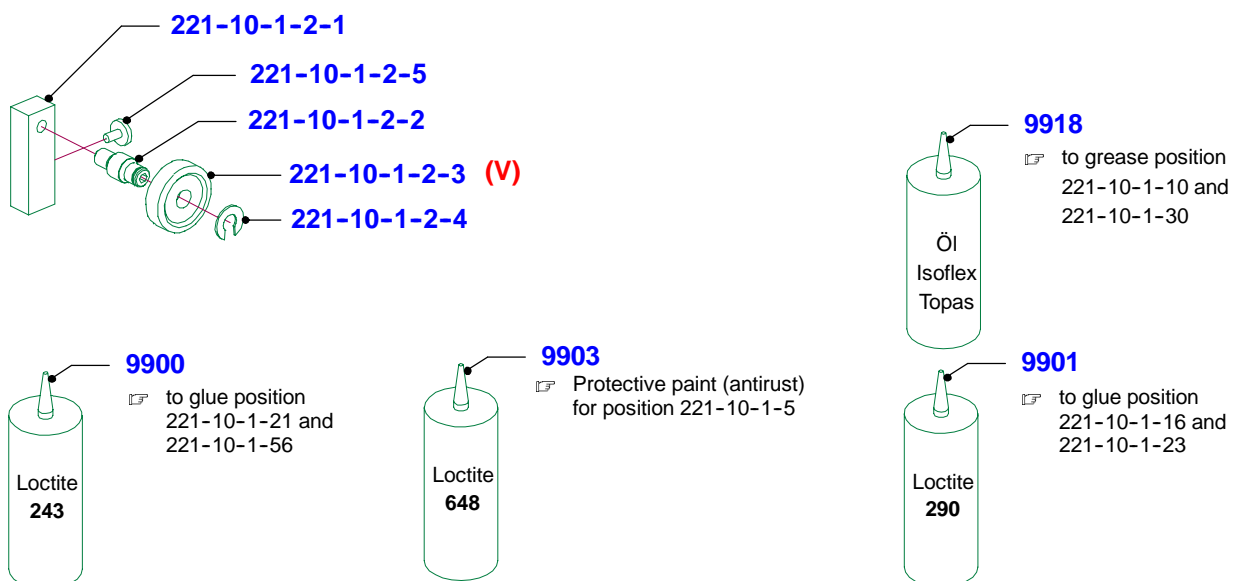


Voltage options AC 230V/50HZ

Carriage guide, preassembled



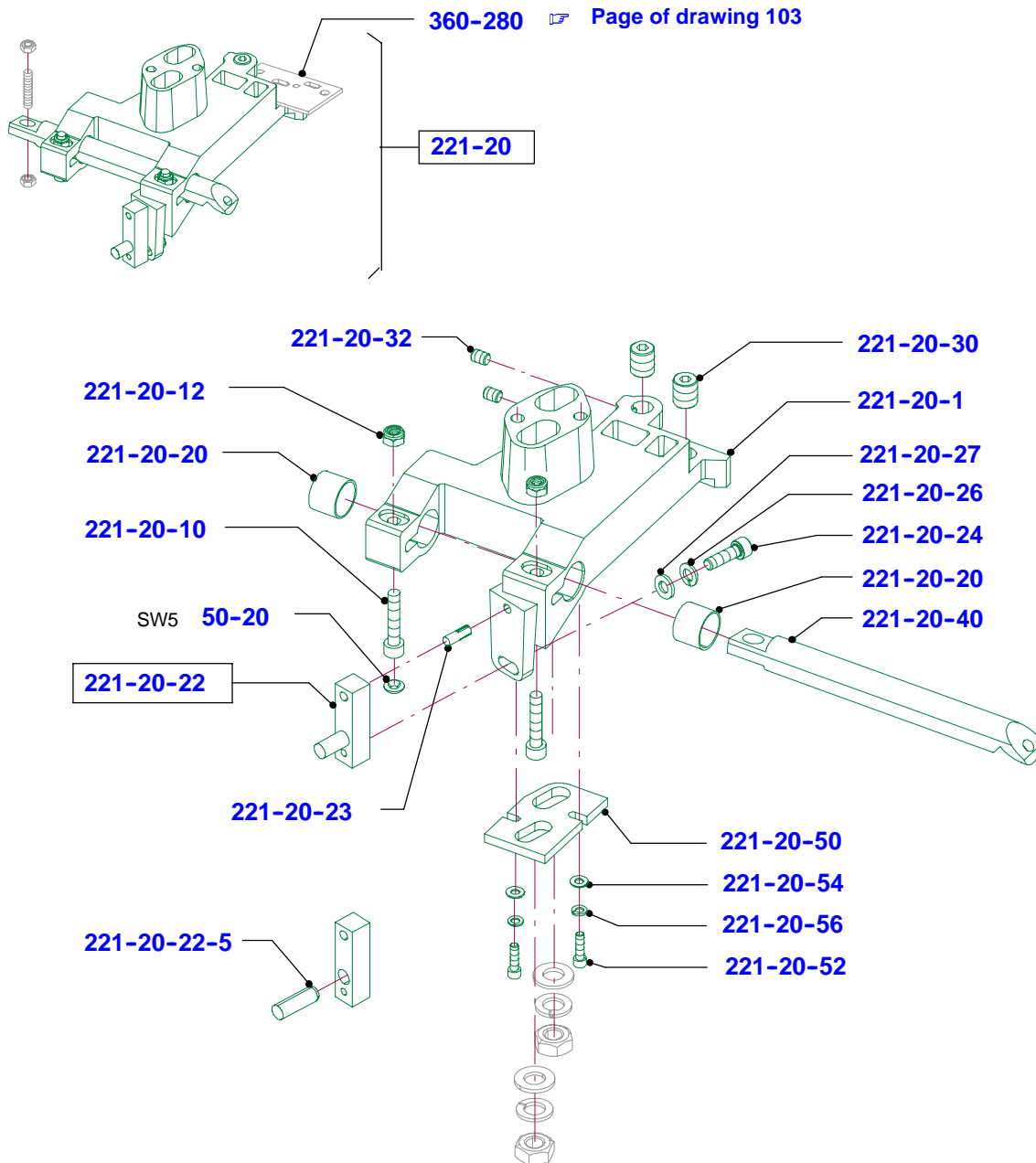
Roller mounting, preassembled



Page of drawing 14	GSP H 33 / GSP HC 33	Spare parts list No. 037.98.3.1204	Series (code No.) 90.034
------------------------------	-----------------------------	----------------------------------------------	------------------------------------

Voltage options AC 230V/50HZ

Load arm, preassembled

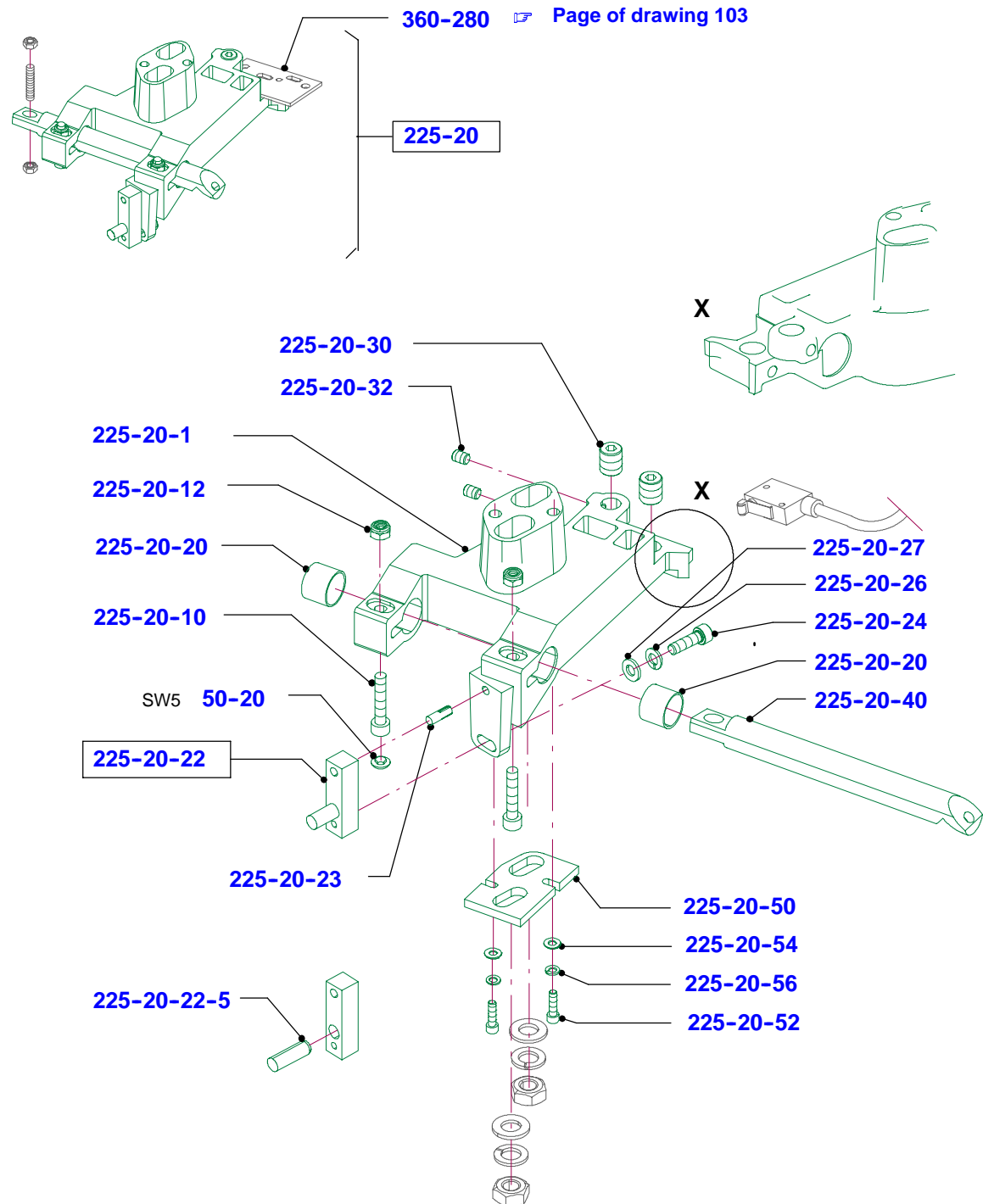


4

Series (code No.) 90.034	Spare parts list No. 037.98.3.1204	GSP H 33 / GSP HC 33	Page of drawing 15
------------------------------------	----------------------------------------------	-----------------------------	------------------------------

Voltage options AC 230V/50HZ

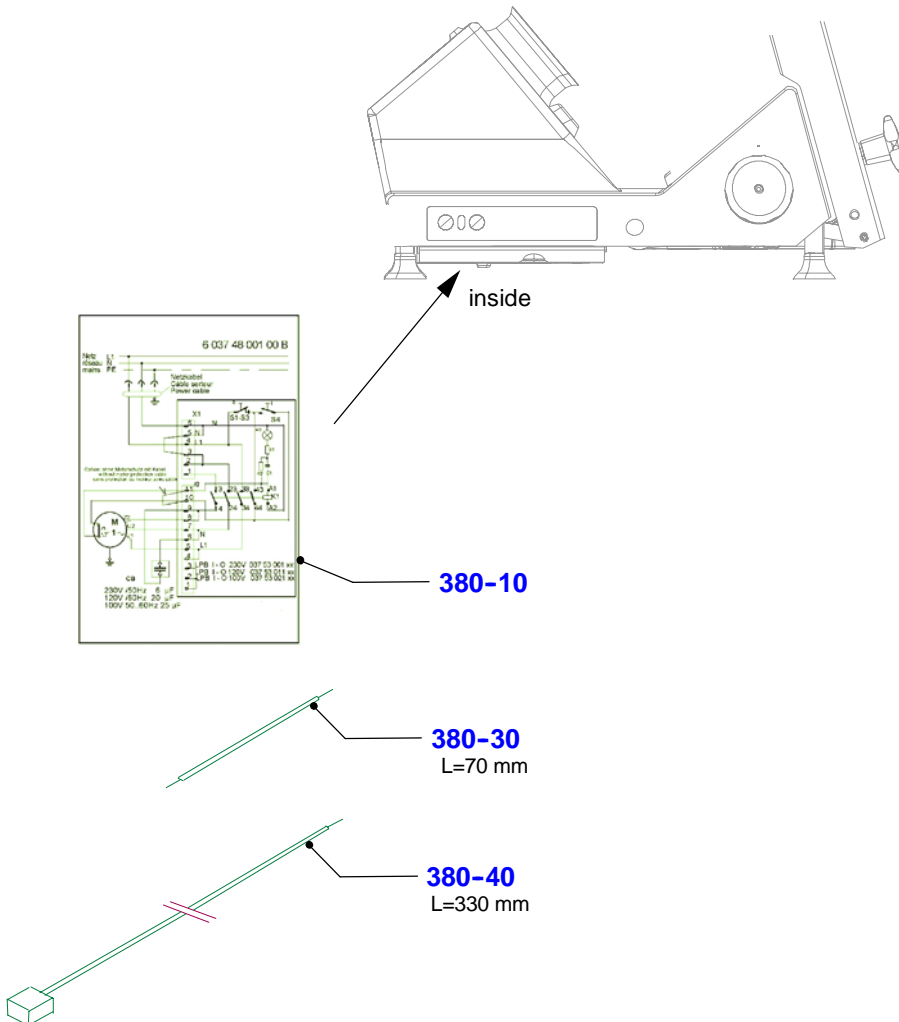
Load arm, preassembled (Illumination)



Page of drawing 16	GSP H 33 / GSP HC 33	Spare parts list No. 037.98.3.1204	Series (code No.) 90.034
------------------------------	-----------------------------	----------------------------------------------	------------------------------------

Voltage options AC 230V/50HZ

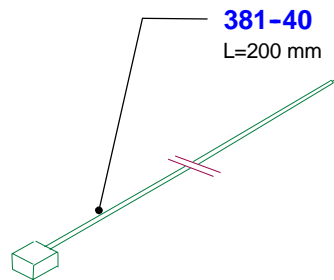
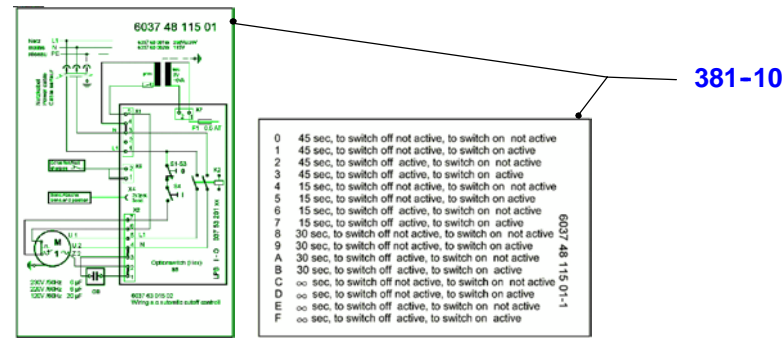

Circuit AC230_50HZ AC100_50_60HZ AC120_60, version **without** switch off



Series (code No.) 90.034	Spare parts list No. 037.98.3.1204	GSP H 33 / GSP HC 33	Page of drawing 17
------------------------------------	----------------------------------------------	-----------------------------	------------------------------

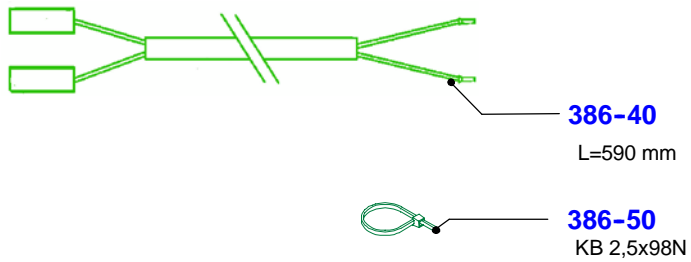
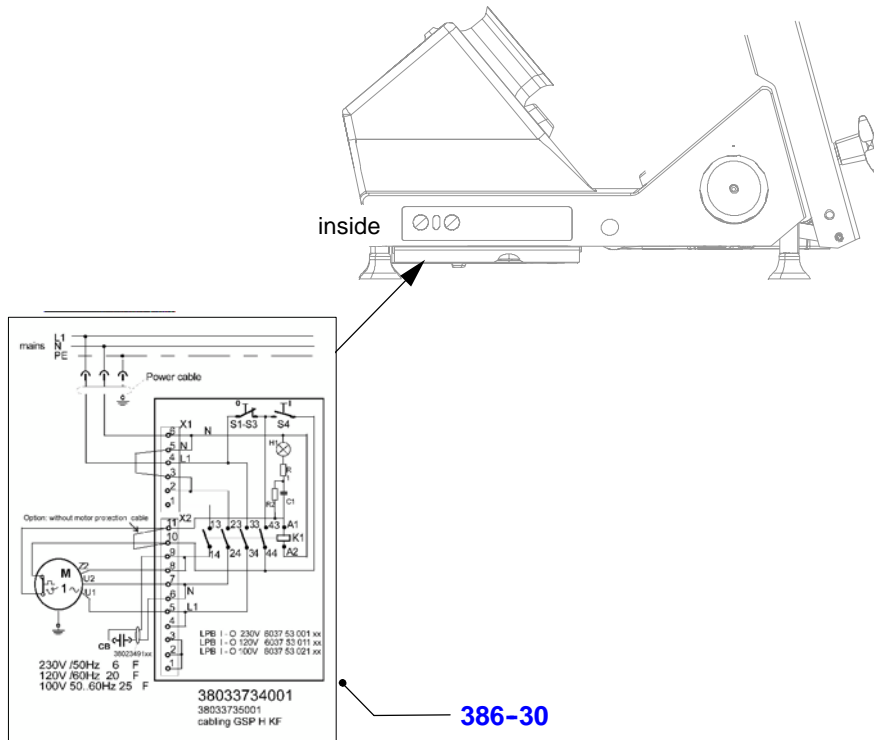
Voltage options AC 230V/50HZ

Circuit AC230_50 AC120_60 AC220_60 Hex, version with switch off




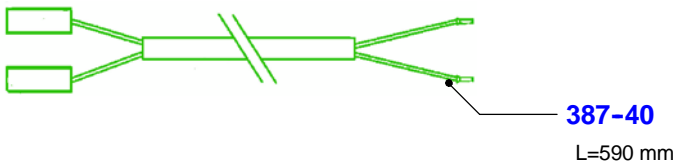
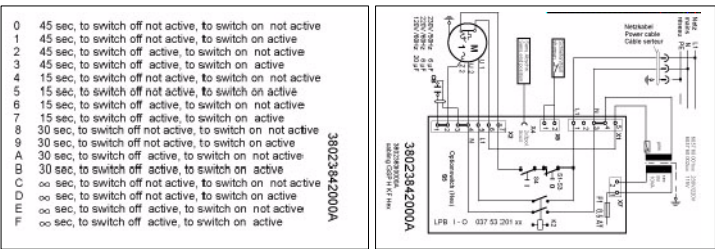

Voltage options AC 230V/50HZ

Circuit AC230_50HZ AC100_50_60HZ AC120_60 KF, version **without** switch off



Voltage options AC 230V/50HZ


Circuit AC230_50 AC120_60 AC220_60 Hex, KF version with switch off



Series (code No.) 90.034	Spare parts list No. 037.98.3.1204	GSP H 33 / GSP HC 33	Page of drawing 21
------------------------------------	----------------------------------------------	-----------------------------	------------------------------

Voltage options AC 230V/50HZ

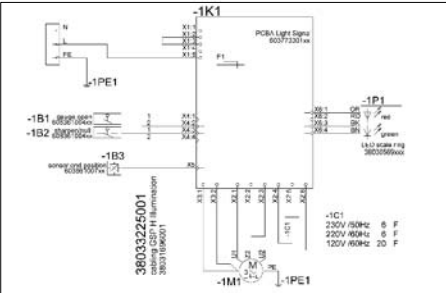
Circuit AC230_50 AC120_60 AC220_60 Hex, Illumination version with switch off



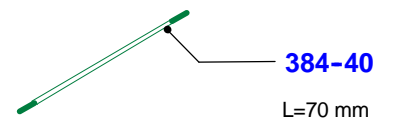
360-480

0	45 sec, to switch off not active, to switch on not active
1	45 sec, to switch off not active, to switch on active
2	45 sec, to switch off active, to switch on not active
3	45 sec, to switch off active, to switch on active
4	15 sec, to switch off not active, to switch on not active
5	15 sec, to switch off not active, to switch on active
6	15 sec, to switch off active, to switch on not active
7	15 sec, to switch off active, to switch on active
8	30 sec, to switch off not active, to switch on not active
9	30 sec, to switch off not active, to switch on active
A	30 sec, to switch off active, to switch on not active
B	30 sec, to switch off active, to switch on active
C	∞ sec, to switch off not active, to switch on not active
D	∞ sec, to switch off not active, to switch on active
E	∞ sec, to switch off active, to switch on not active
F	∞ sec, to switch off active, to switch on active

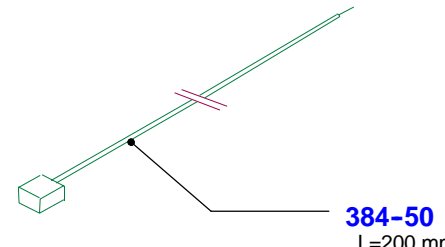
38033225001



384-10



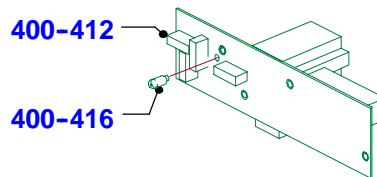
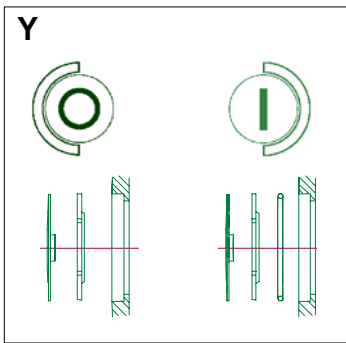
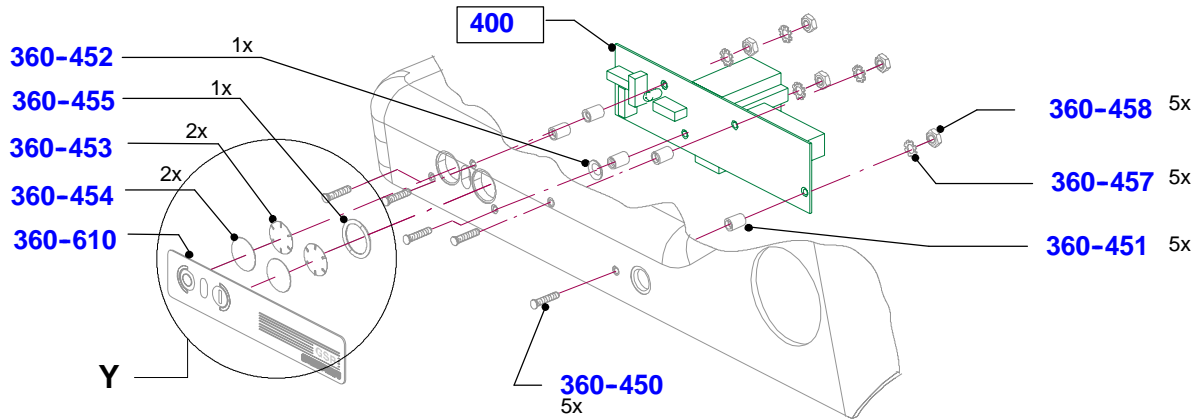
384-40
L=70 mm



384-50
L=200 mm


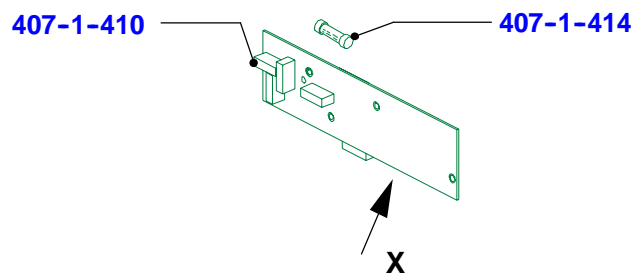
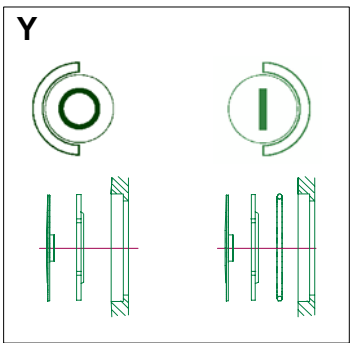
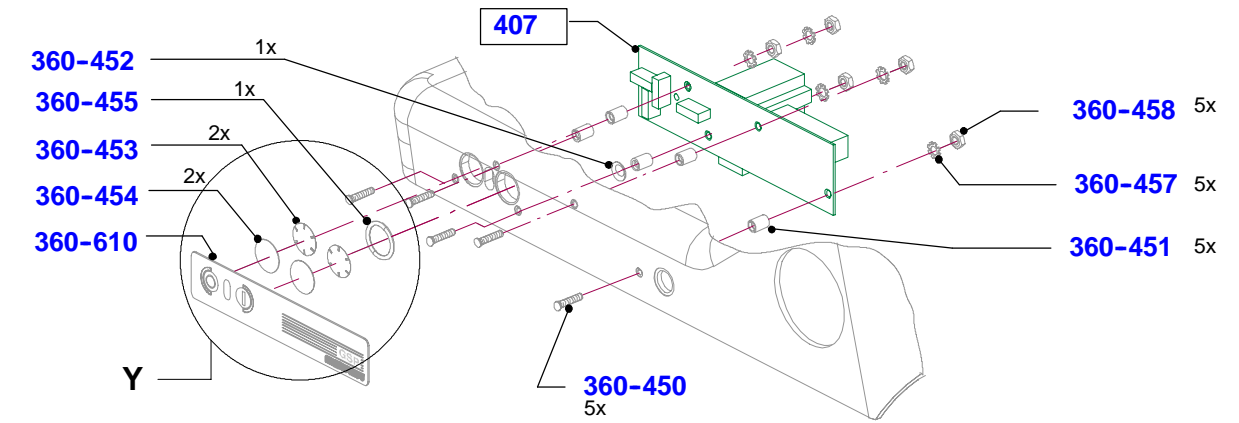
Voltage options AC 230V/50HZ

LPB ON/OFF 230V SE12, version **without** switch off



Voltage options AC 230V/50HZ

LPB SW switch off AC SE 12 GSP, version with switch off

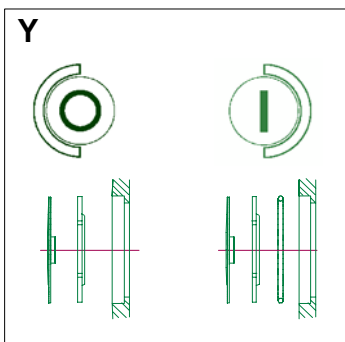
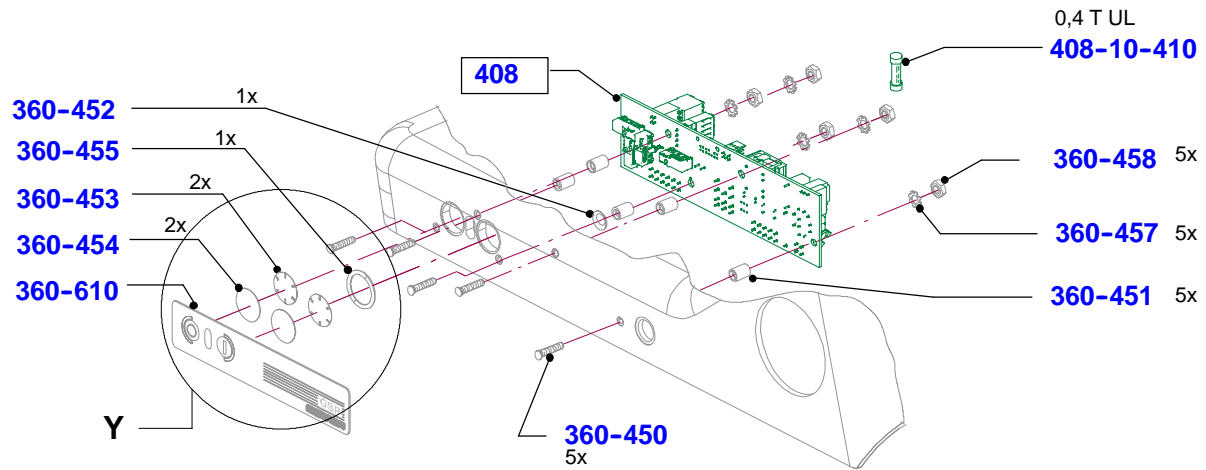


Switch cover 360-480
with setting scale for encoded switch

Page of drawing 24	GSP H 33 / GSP HC 33	Spare parts list No. 037.98.3.1204	Series (code No.) 90.034
------------------------------	-----------------------------	----------------------------------------------	------------------------------------

Voltage options AC 230V/50HZ

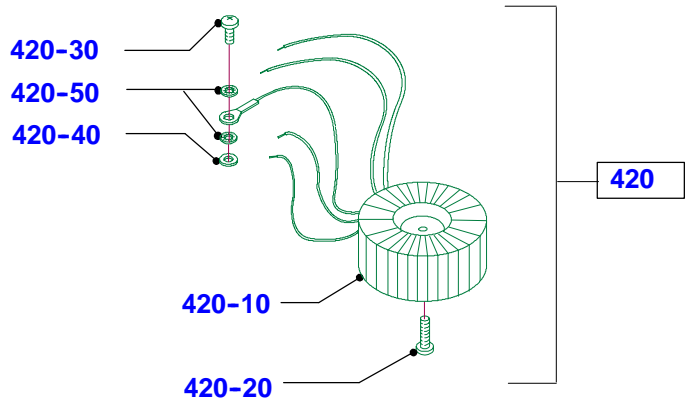
LPB Prog. + PCBA GSP H Illumination



Series (code No.) 90.034	Spare parts list No. 037.98.3.1204	GSP H 33 / GSP HC 33	Page of drawing 25
------------------------------------	----------------------------------------------	-----------------------------	------------------------------

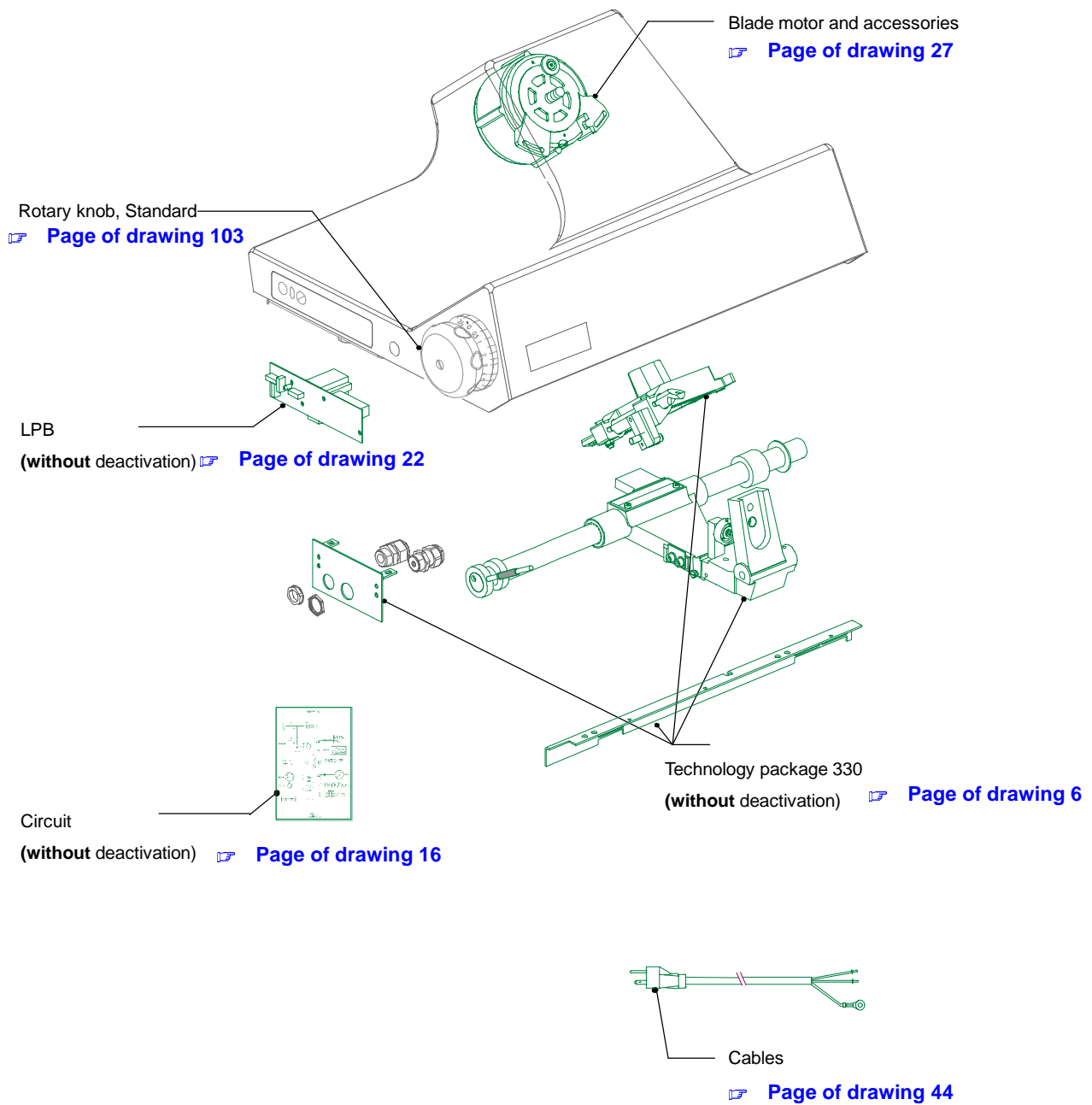
Voltage options AC 230V/50HZ

Transformer AC230_50HZ HEX AC220_60HZ (only by version **with** switch off)



Page of drawing 26	GSP H 33 / GSP HC 33	Spare parts list No. 037.98.3.1204	Series (code No.) 90.034
------------------------------	-----------------------------	----------------------------------------------	------------------------------------

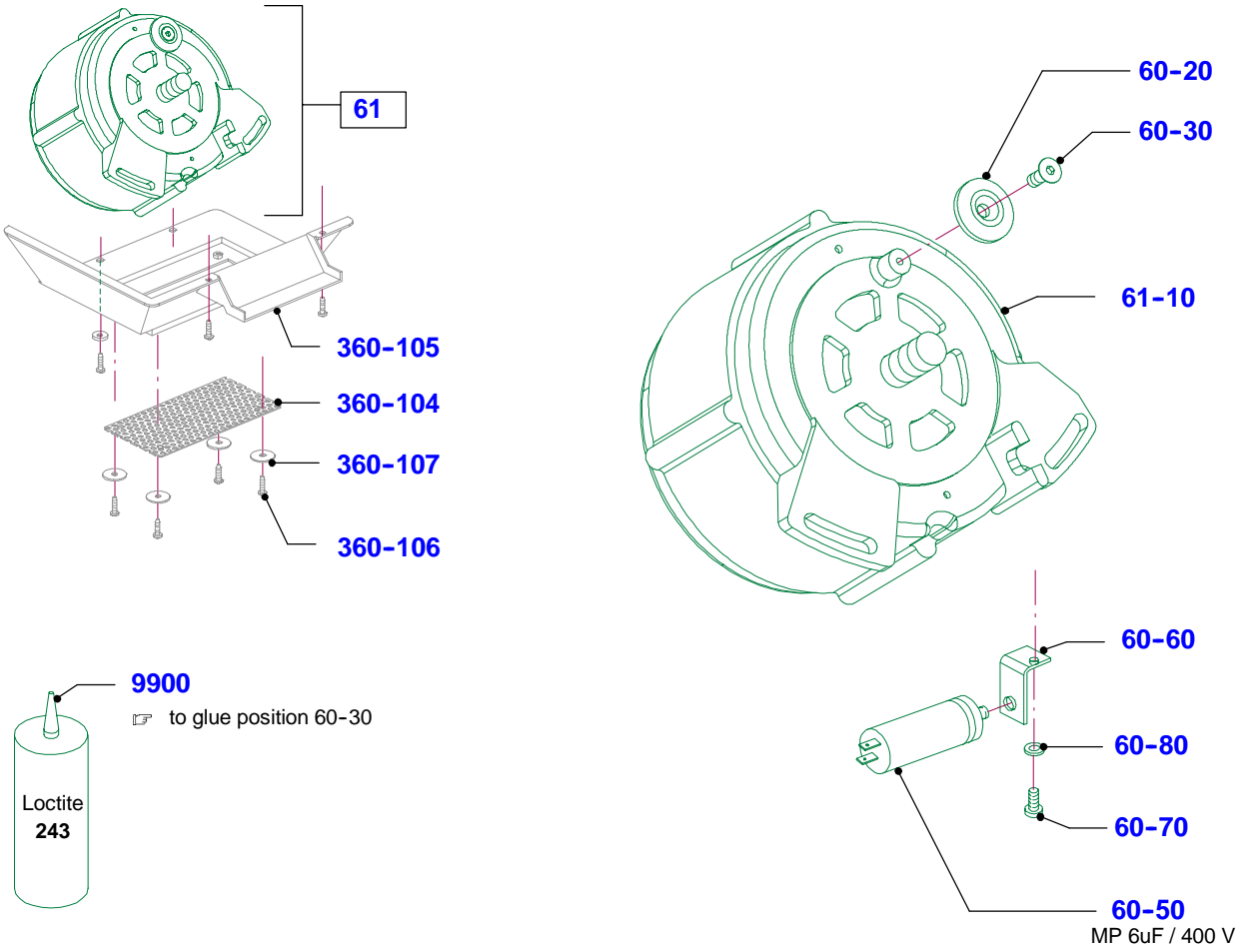
Voltage options AC 220V/60HZ



Series (code No.) 90.034	Spare parts list No. 037.98.3.1204	GSP H 33 / GSP HC 33	Page of drawing 27
------------------------------------	----------------------------------------------	-----------------------------	------------------------------

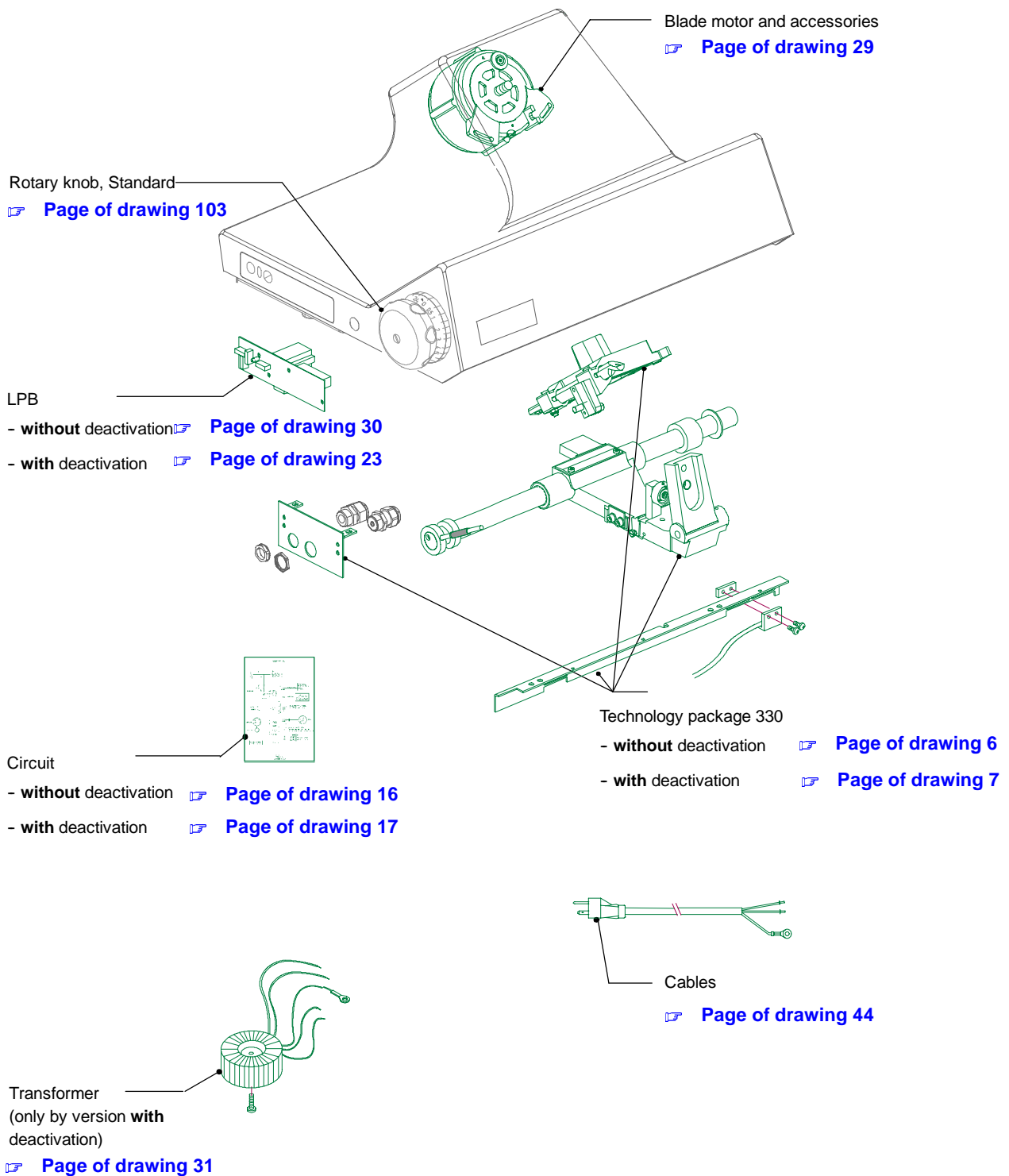
Voltage options AC 220V/60HZ

Blade motor, capacitor, holding angle plate



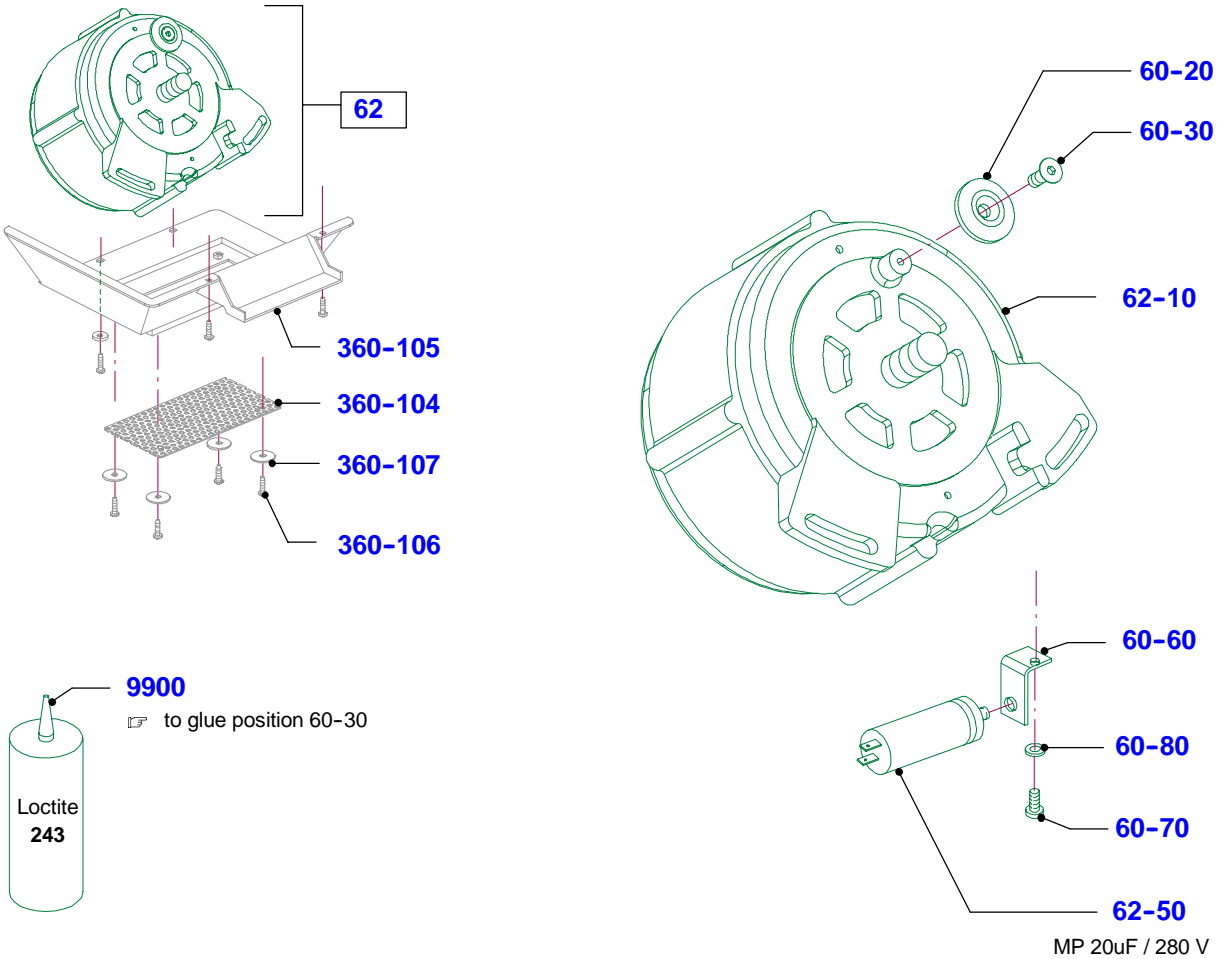
Page of drawing 28	GSP H 33 / GSP HC 33	Spare parts list No. 037.98.3.1204	Series (code No.) 90.034
------------------------------	-----------------------------	----------------------------------------------	------------------------------------

Voltage options AC 120V/60HZ



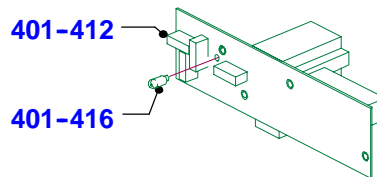
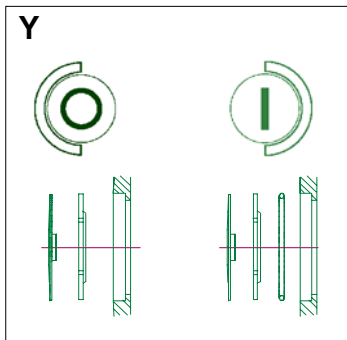
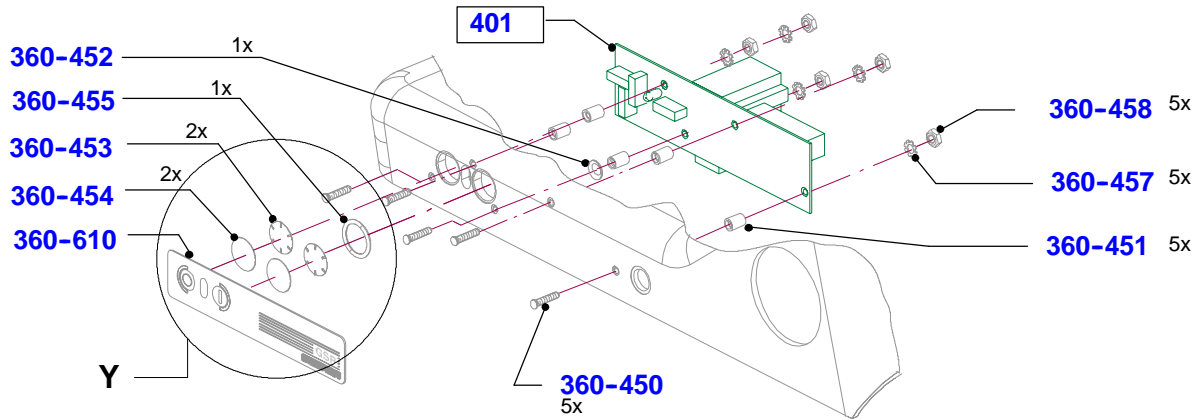
Voltage options AC 120V/60HZ

Blade motor, capacitor, holding angle plate



Voltage options AC 120V/60HZ

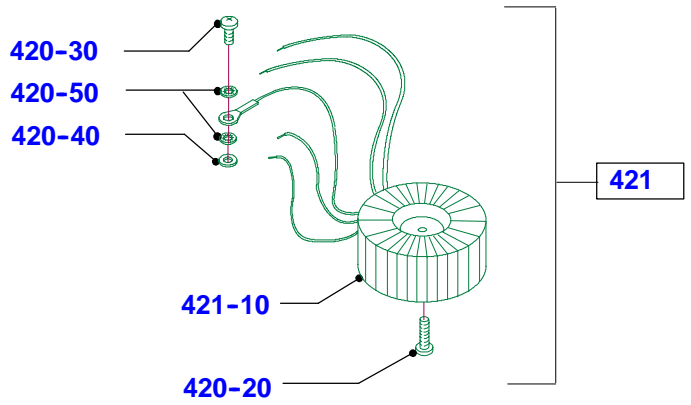
LPB ON/OFF 120V SE12, variante **without** switch off



Series (code No.) 90.034	Spare parts list No. 037.98.3.1204	GSP H 33 / GSP HC 33	Page of drawing 31
------------------------------------	----------------------------------------------	-----------------------------	------------------------------

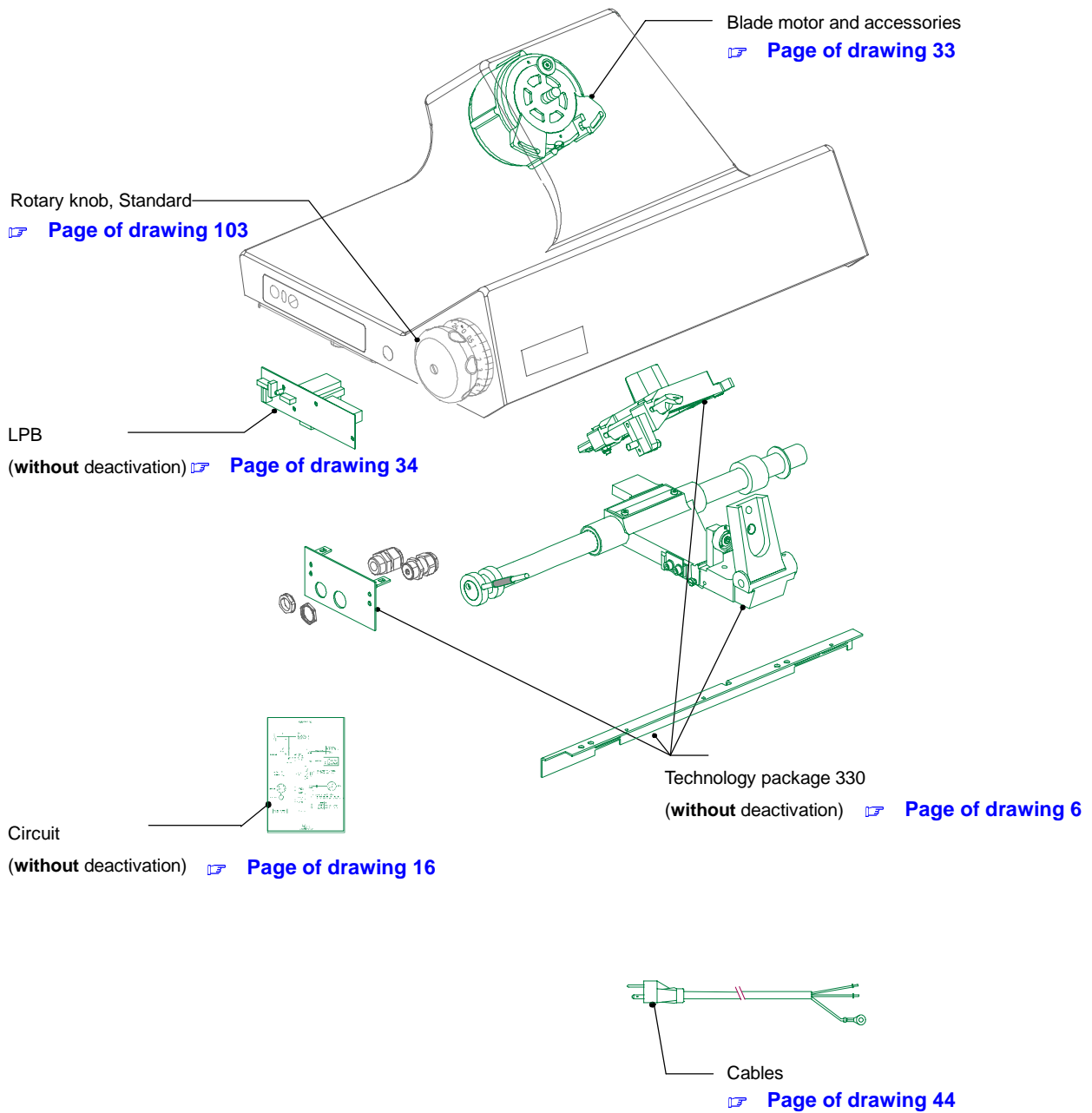
Voltage options AC 120V/60HZ

Transformer AC120_60HZ HEX (only by version with switch off)



Page of drawing 32	GSP H 33 / GSP HC 33	Spare parts list No. 037.98.3.1204	Series (code No.) 90.034
------------------------------	-----------------------------	----------------------------------------------	------------------------------------

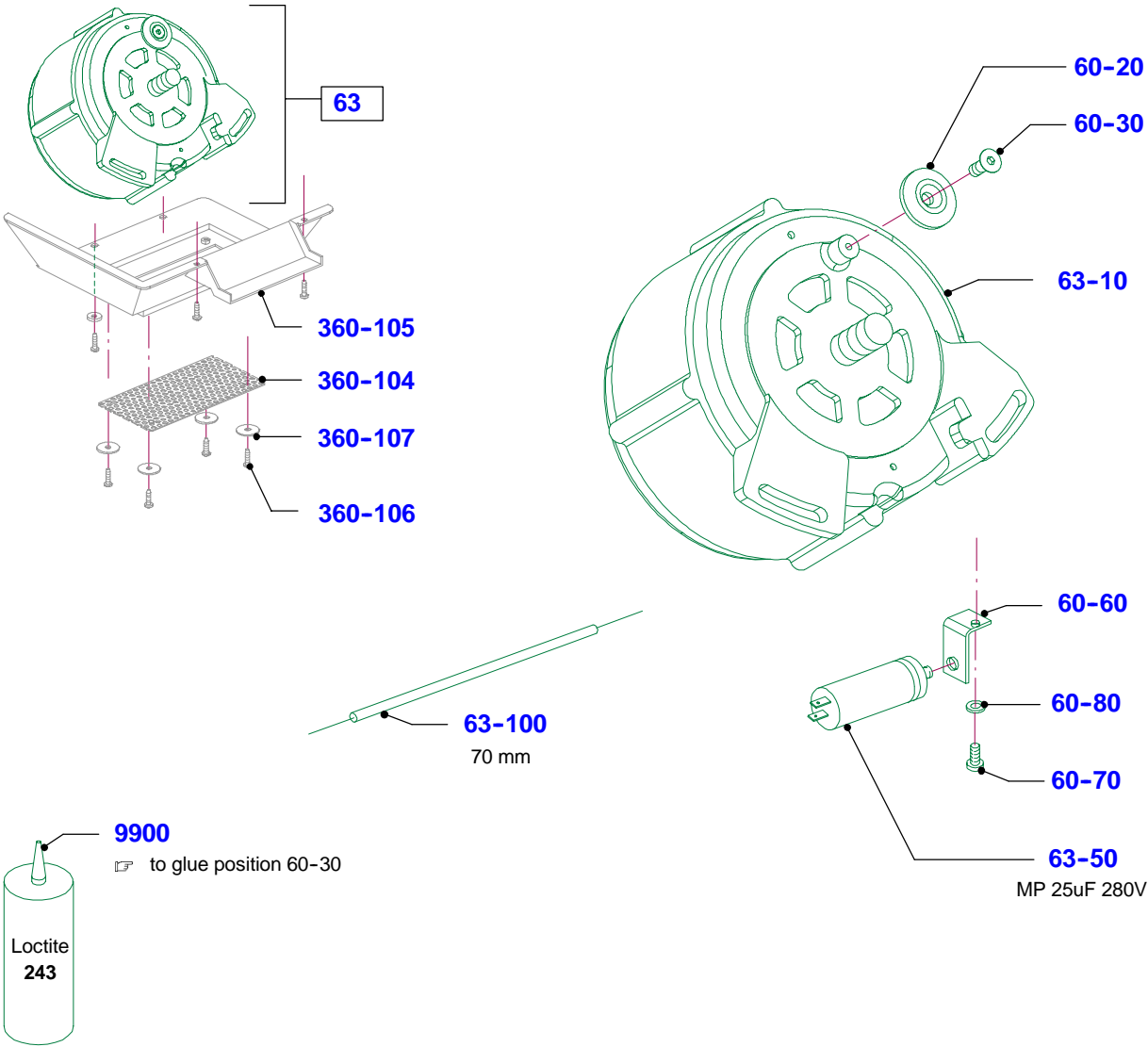
Voltage options AC 100V/50HZ/60HZ



Series (code No.) 90.034	Spare parts list No. 037.98.3.1204	GSP H 33 / GSP HC 33	Page of drawing 33
------------------------------------	----------------------------------------------	-----------------------------	------------------------------

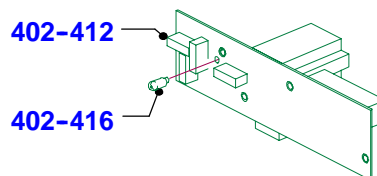
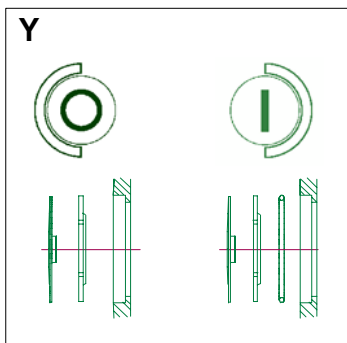
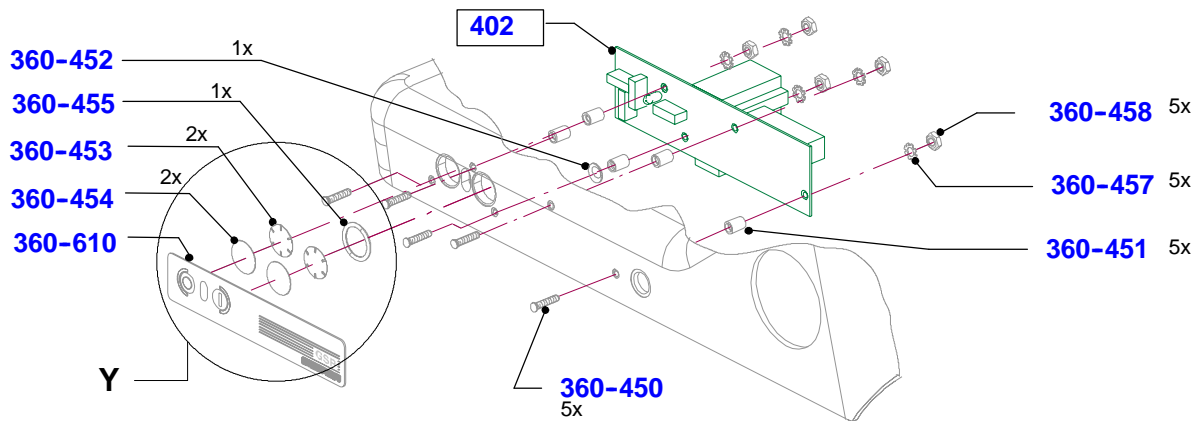
Voltage options AC 100V/50HZ/60HZ

Blade motor, capacitor, holding angle plate



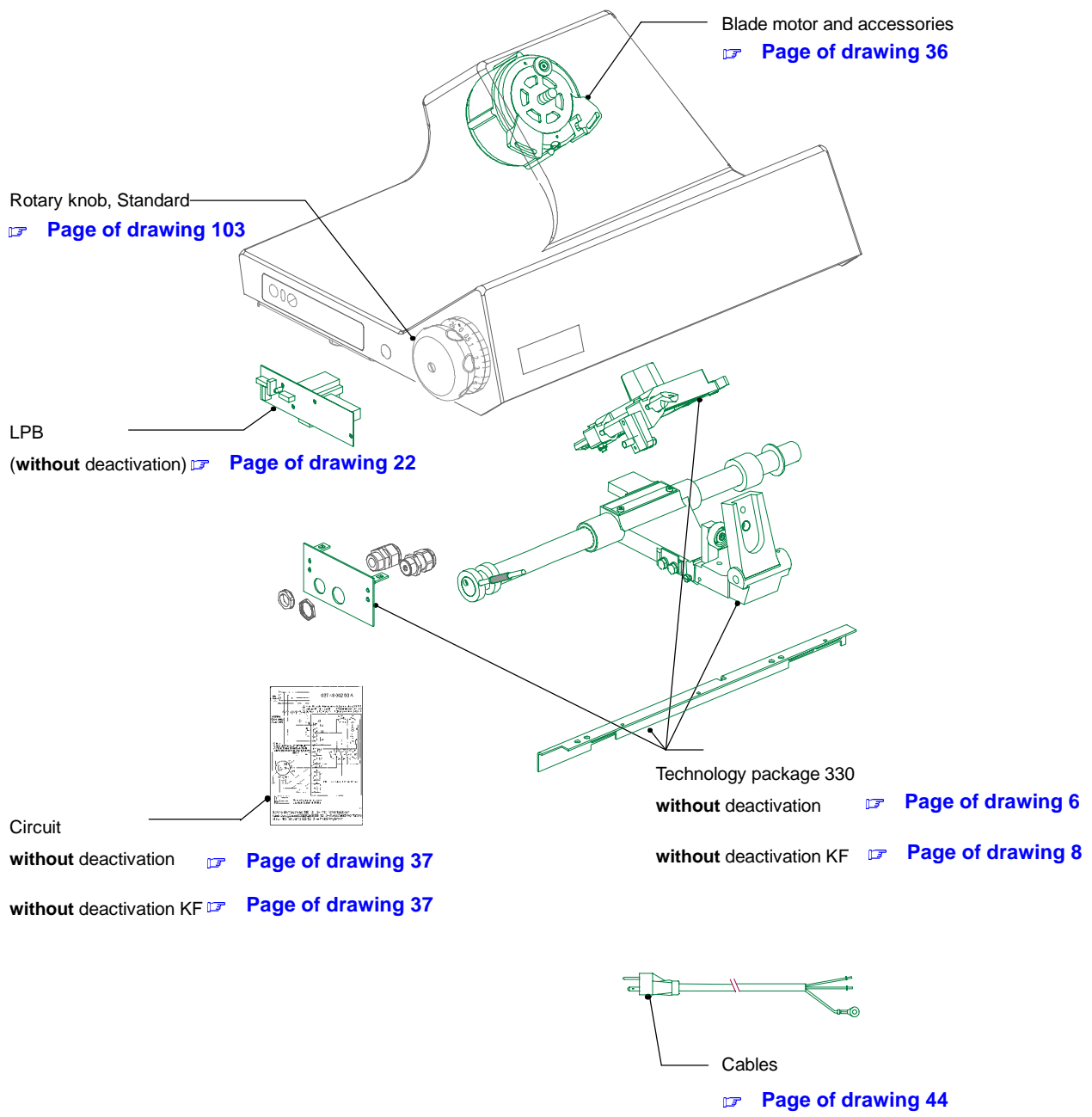
Voltage options AC 100V/50HZ/60HZ

LPB ON/OFF 100V SE12



Series (code No.) 90.034	Spare parts list No. 037.98.3.1204	GSP H 33 / GSP HC 33	Page of drawing 35
------------------------------------	----------------------------------------------	-----------------------------	------------------------------

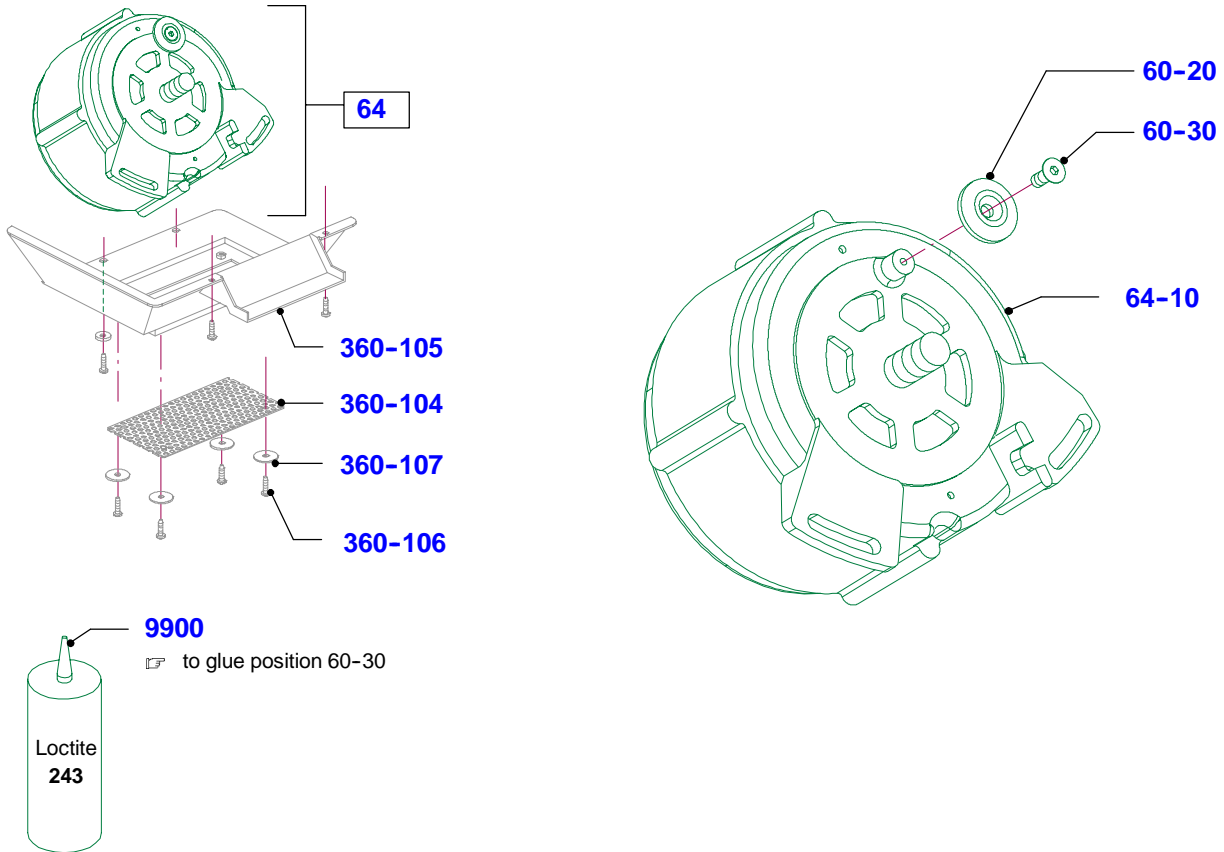
Voltage options 3-phase 230V/400V/50HZ



Page of drawing 36	GSP H 33 / GSP HC 33	Spare parts list No. 037.98.3.1204	Series (code No.) 90.034
------------------------------	-----------------------------	----------------------------------------------	------------------------------------

Voltage options 3-phase 230V/400V/50HZ

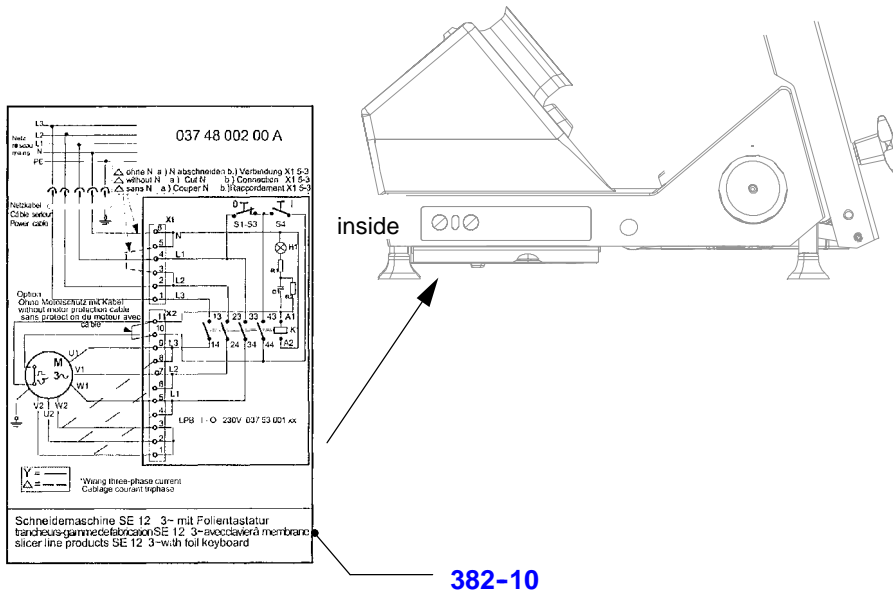
Blade motor, capacitor, holding angle plate



Series (code No.) 90.034	Spare parts list No. 037.98.3.1204	GSP H 33 / GSP HC 33	Page of drawing 37
------------------------------------	----------------------------------------------	-----------------------------	------------------------------

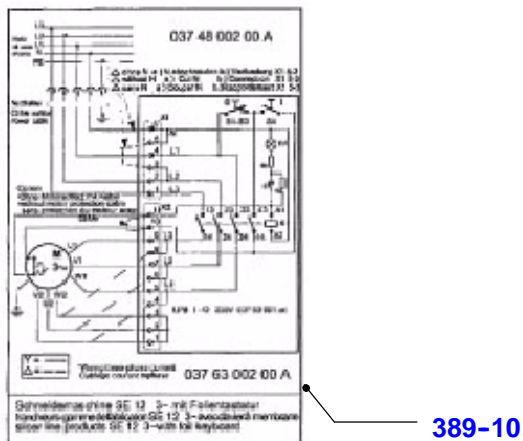
Voltage options 3-phase 230V/400V/50HZ

Circuit 3-Phase 230_400 50HZ, without switch off



4

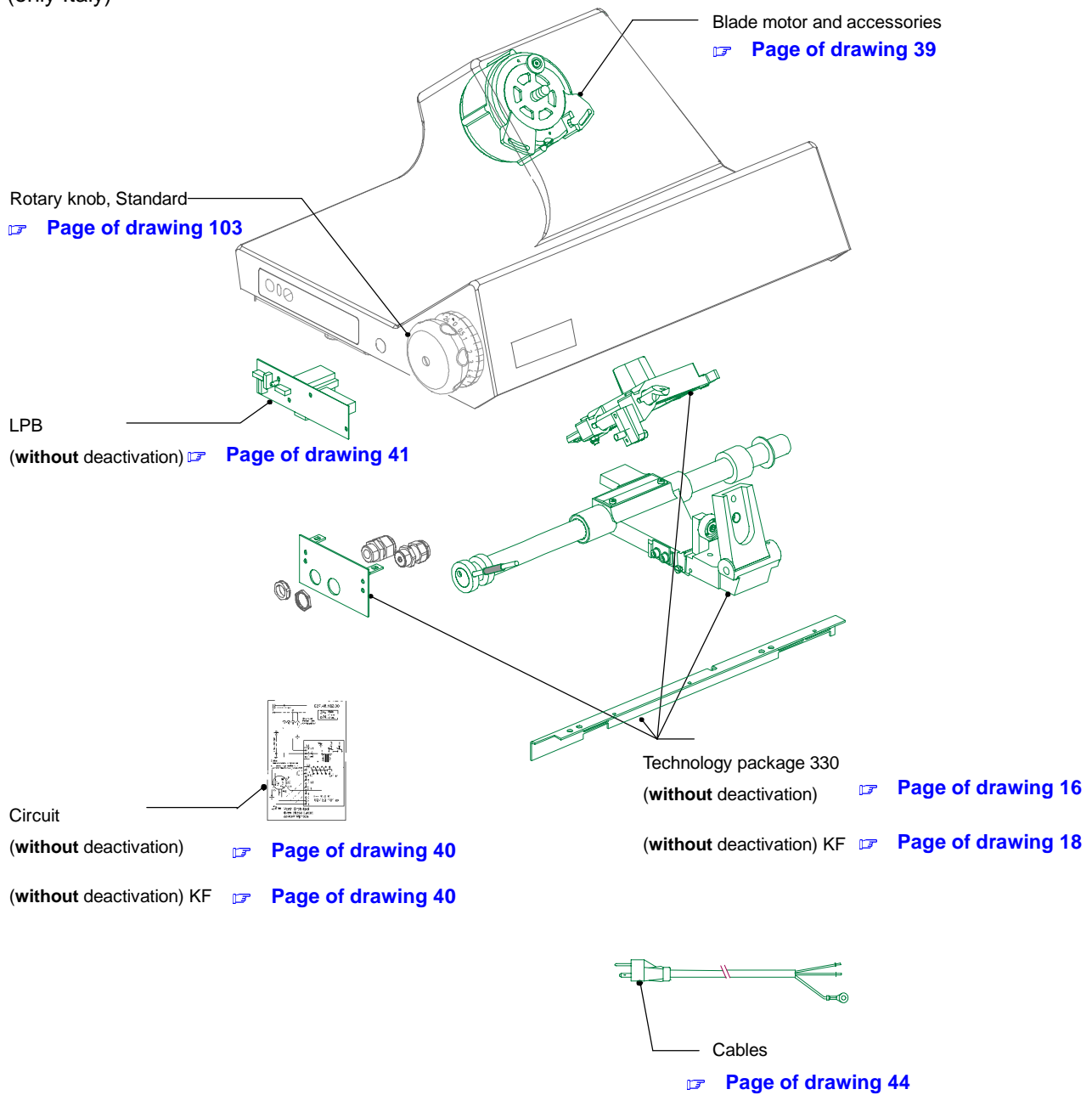
Circuit 3-Phase_400 50HZ KF, without switch off



Page of drawing 38	GSP H 33 / GSP HC 33	Spare parts list No. 037.98.3.1204	Series (code No.) 90.034
------------------------------	-----------------------------	----------------------------------------------	------------------------------------

Voltage options 3-phase 400V/50HZ/4-pin

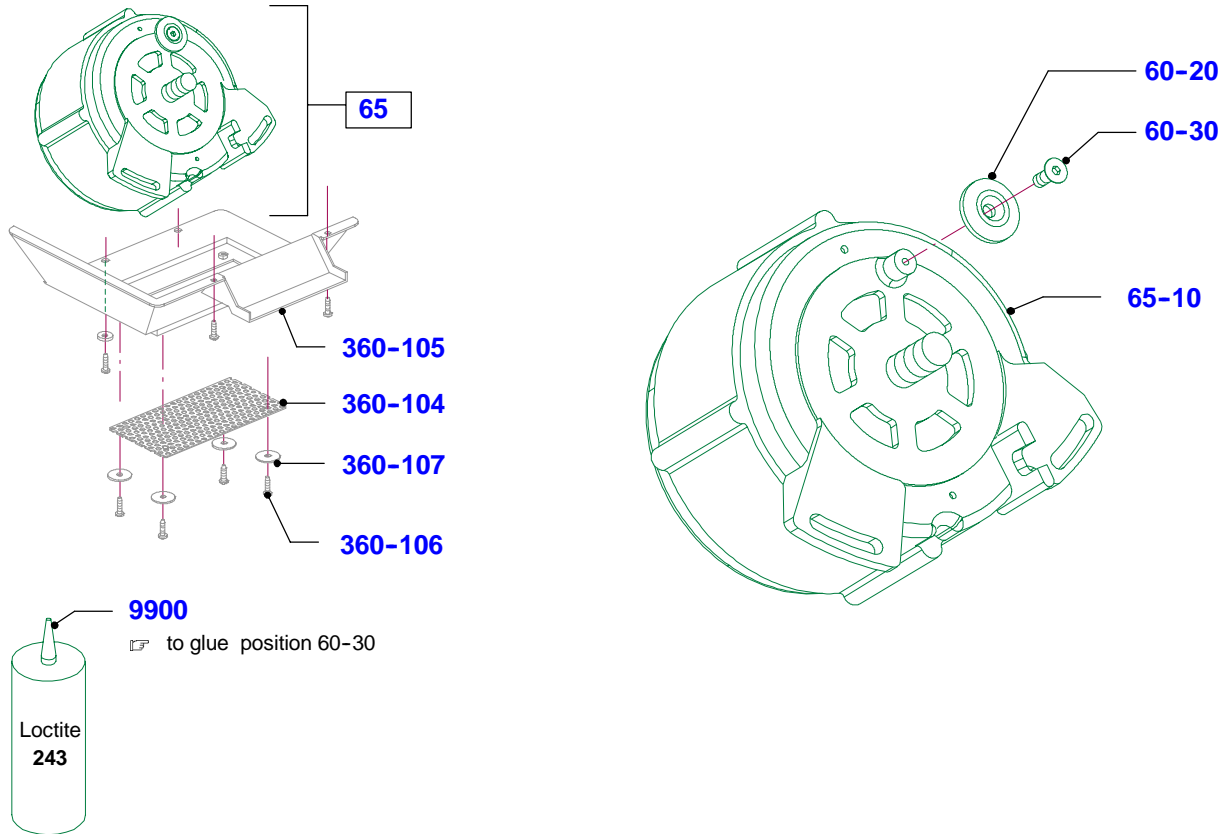
(only Italy)



Series (code No.) 90.034	Spare parts list No. 037.98.3.1204	GSP H 33 / GSP HC 33	Page of drawing 39
------------------------------------	----------------------------------------------	-----------------------------	------------------------------

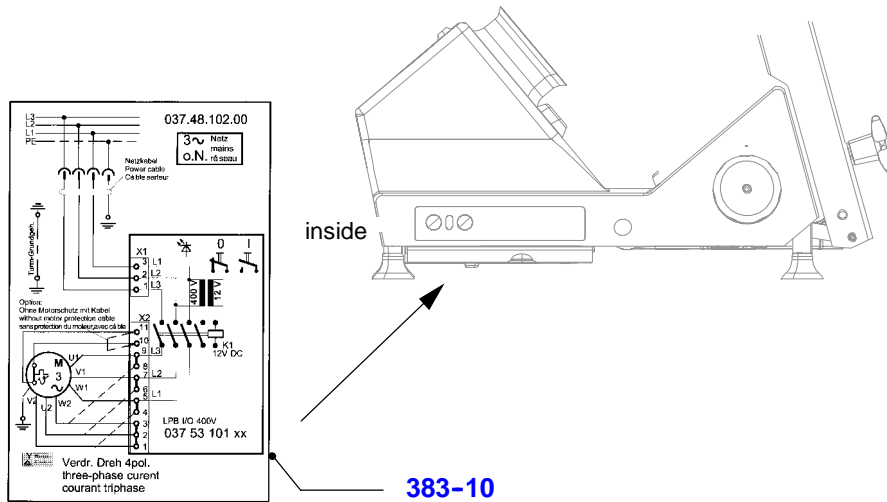
Voltage options 3-phase 400V/50HZ/4-pin

Blade motor (only Italy), capacitor, holding angle plate



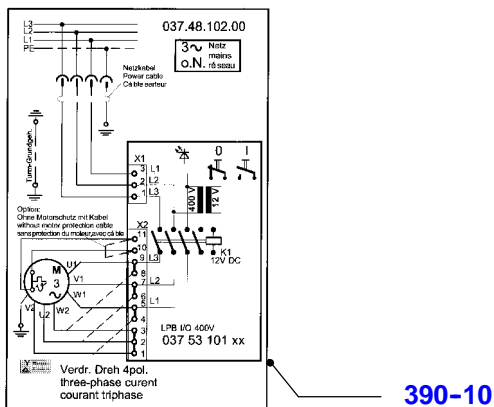
Voltage options 3-phase 400V/50HZ/4-pin

Circuit 3-phase 400V/50HZ 4-pin (only Italy), without deactivation



4

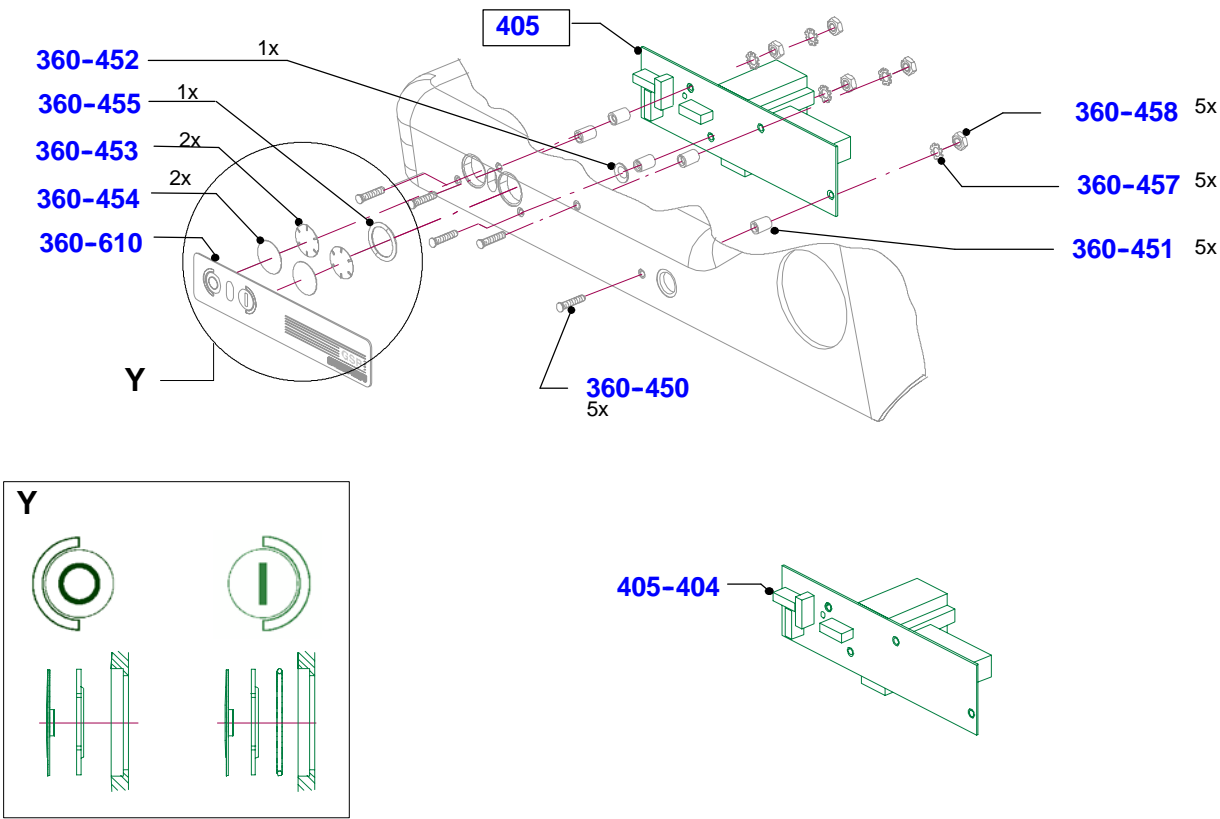
Circuit 3-phase 400V/50HZ 4-pin KF (only Italy), without deactivation



Series (code No.) 90.034	Spare parts list No. 037.98.3.1204	GSP H 33 / GSP HC 33	Page of drawing 41
------------------------------------	----------------------------------------------	-----------------------------	------------------------------

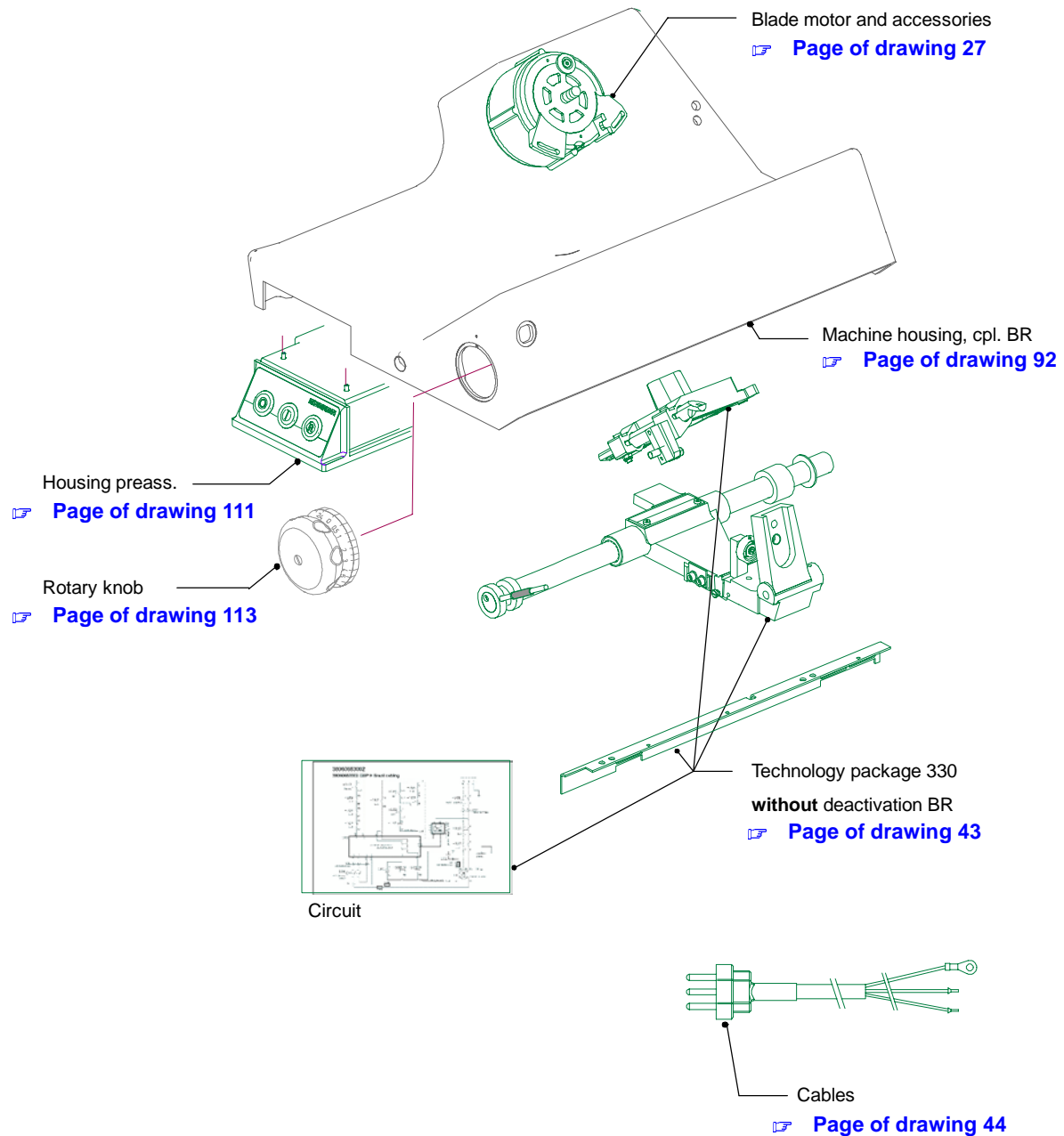
Voltage options 3-phase 400V/50HZ/4-pin

LPB ON/OFF 3-phase without zero SE12



Page of drawing 42	GSP H 33 / GSP HC 33	Spare parts list No. 037.98.3.1204	Series (code No.) 90.034
------------------------------	-----------------------------	----------------------------------------------	------------------------------------

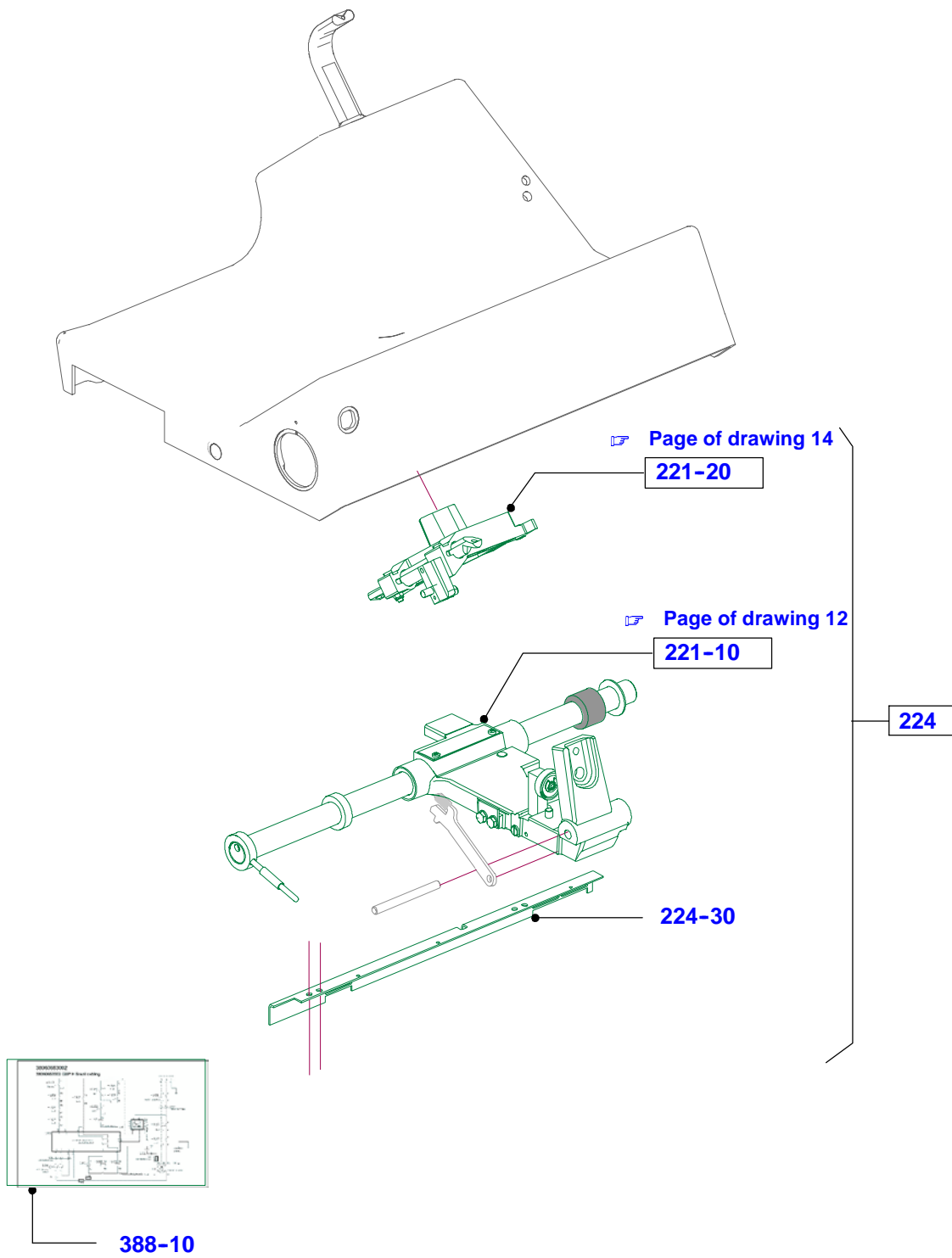
Voltage options AC 220V/60HZ - Brazil



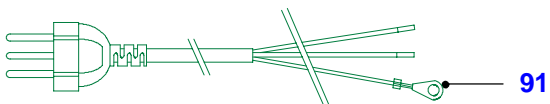
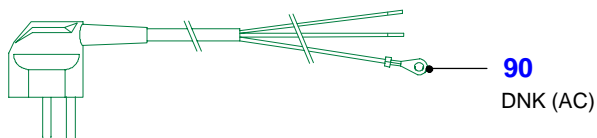
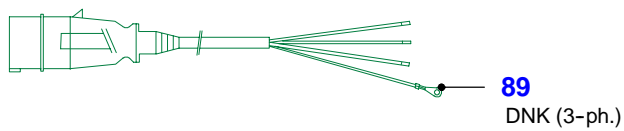
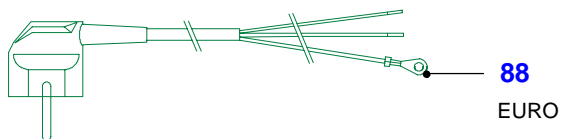
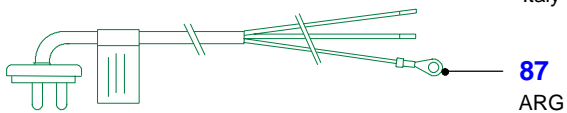
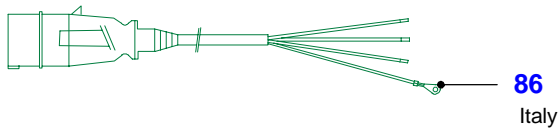

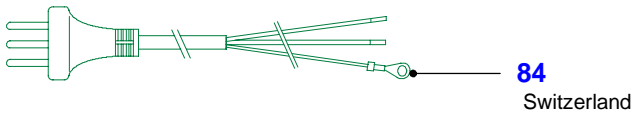
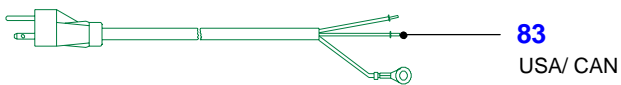
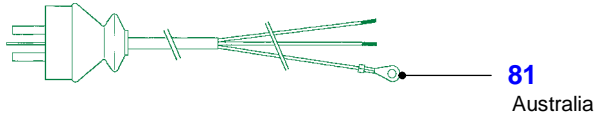
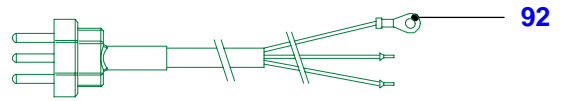
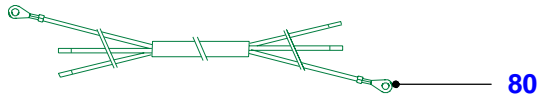
Series (code No.) 90.034	Spare parts list No. 037.98.3.1204	GSP H 33 / GSP HC 33	Page of drawing 43
------------------------------------	----------------------------------------------	-----------------------------	------------------------------

Voltage options AC 220V/60HZ - Brazil

Technology package without deactivation 330 mm Brazil and
Circuit AC220_60HZ BR (without deactivation)



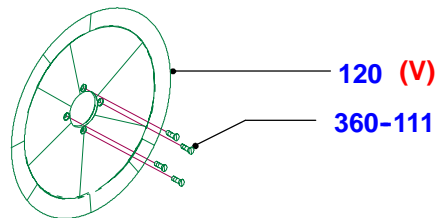
Cables



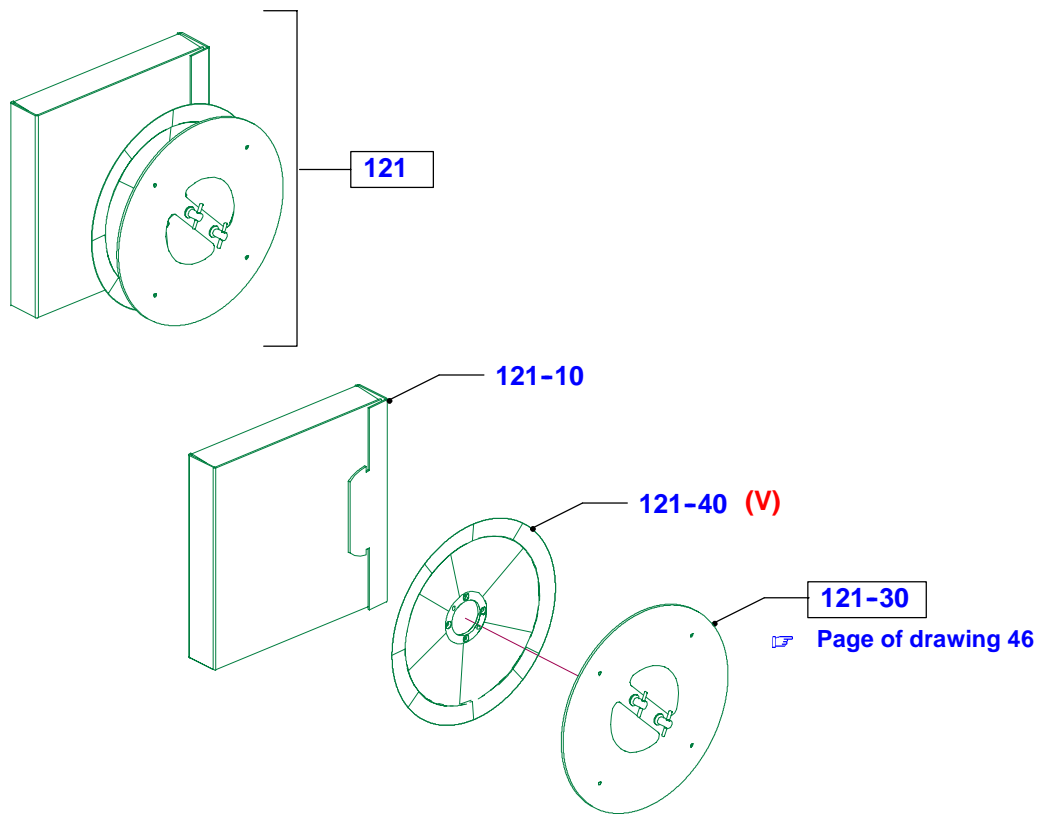
Series (code No.) 90.034	Spare parts list No. 037.98.3.1204	GSP H 33 / GSP HC 33	Page of drawing 45
------------------------------------	----------------------------------------------	-----------------------------	------------------------------

Blade type

Blade 330



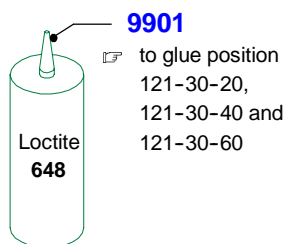
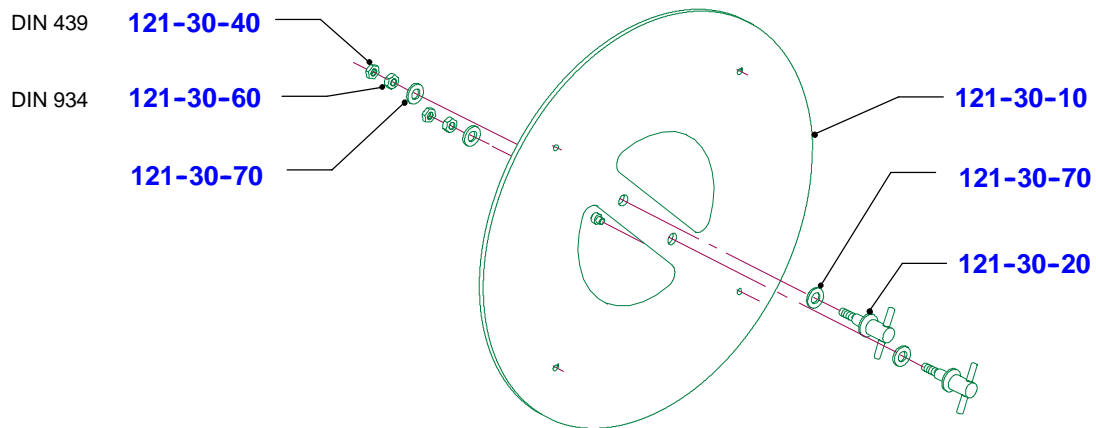
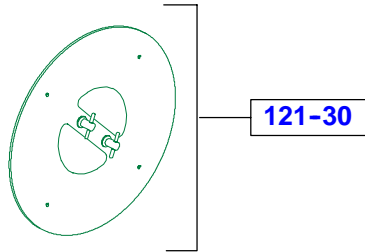
Blade 330 with removal device



Page of drawing 46	GSP H 33 / GSP HC 33	Spare parts list No. 037.98.3.1204	Series (code No.) 90.034
------------------------------	-----------------------------	----------------------------------------------	------------------------------------

Blade type

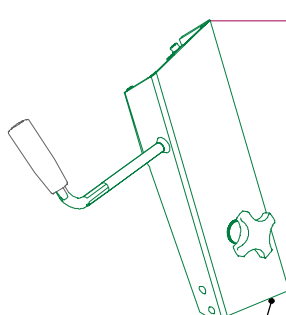
Blade with removal device compl.




Series (code No.) 90.034	Spare parts list No. 037.98.3.1204	GSP H 33 / GSP HC 33	Page of drawing 47
------------------------------------	----------------------------------------------	-----------------------------	------------------------------

Carriage inclination / carriage height, handheld

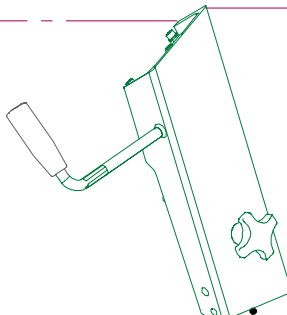
Carriage foot 18°, Low




140


Page of drawing 48

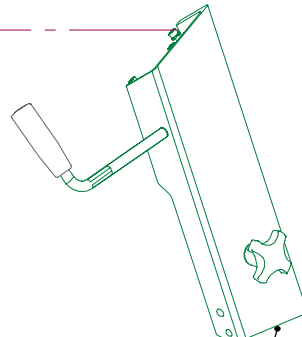
Carriage foot 25°, Low




141


Page of drawing 49

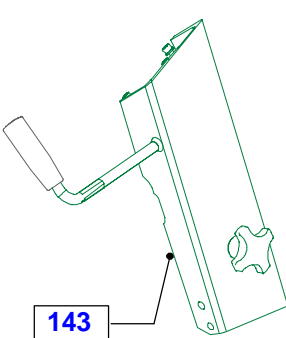
Carriage foot 25°, High




142


Page of drawing 50

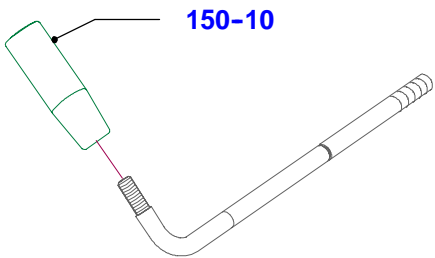
Carriage foot 25°, Low BR



143


Page of drawing 51

Handhold

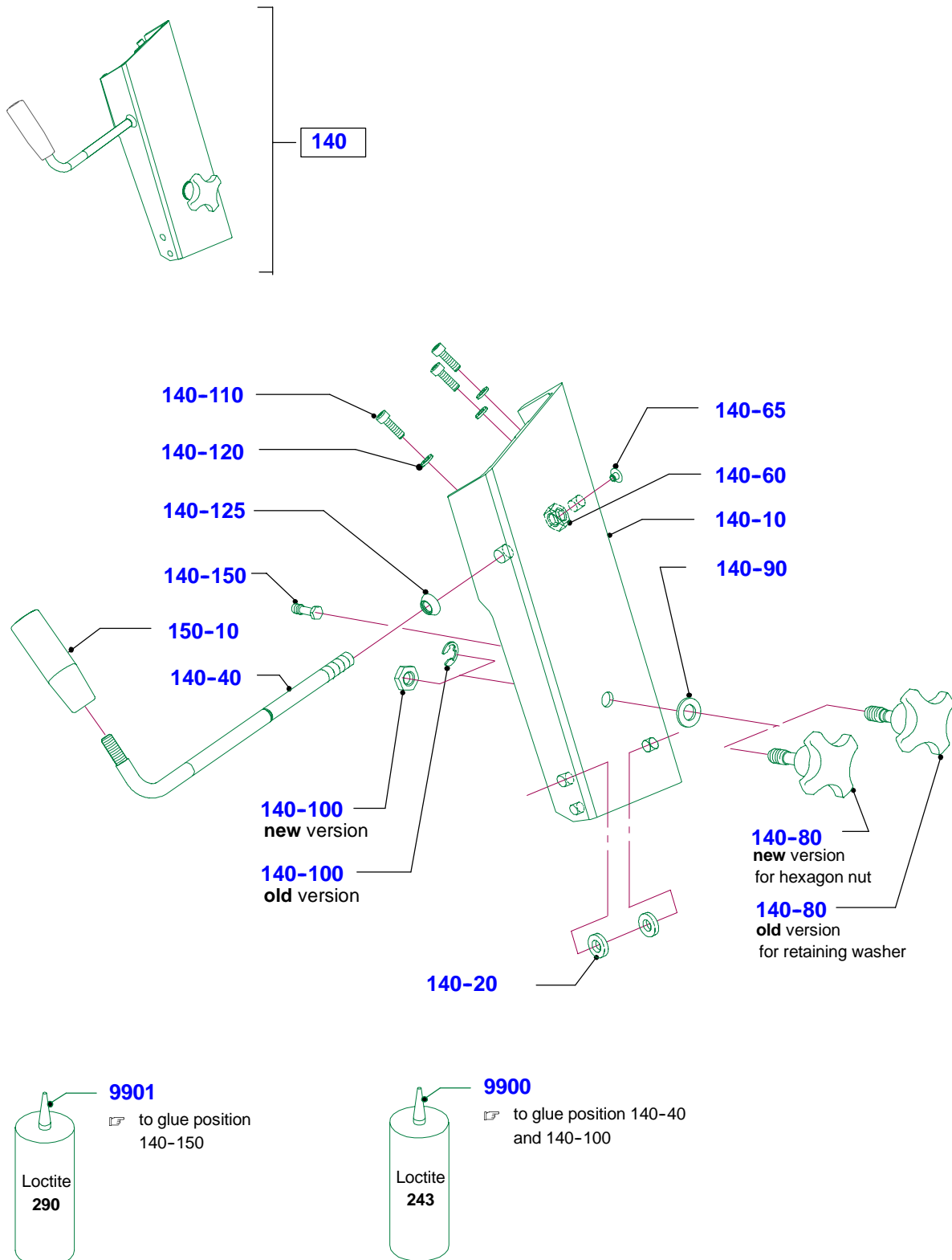


Page of drawing 48	GSP H 33 / GSP HC 33	Spare parts list No. 037.98.3.1204	Series (code No.) 90.034
------------------------------	-----------------------------	----------------------------------------------	------------------------------------

Carriage inclination / carriage height, handheld

Carriage foot, compl. 18°, Low

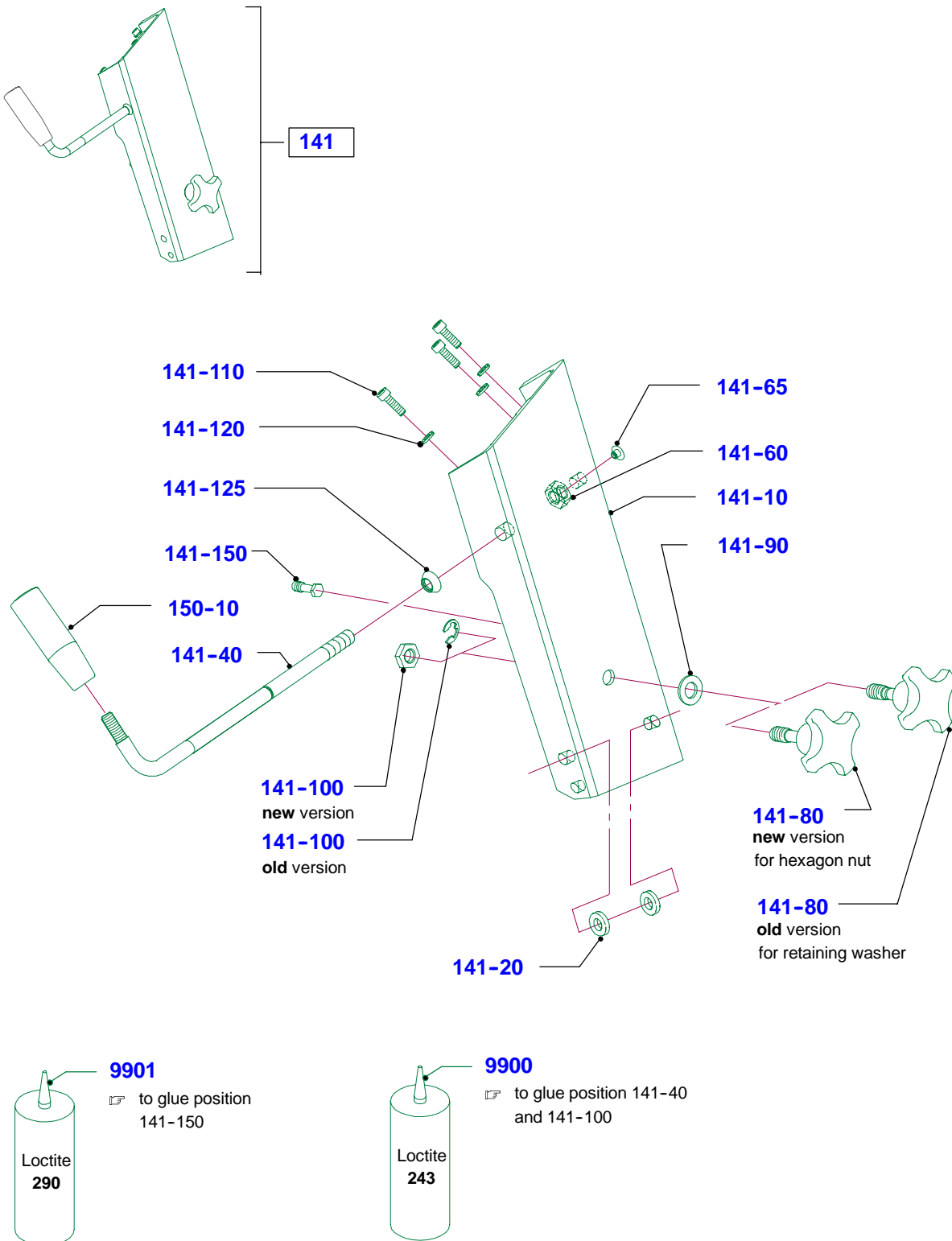
- old version with retaining washer
- new version with hexagon nut



Carriage inclination / carriage height, handheld

Carriage foot, compl., 25°, Low

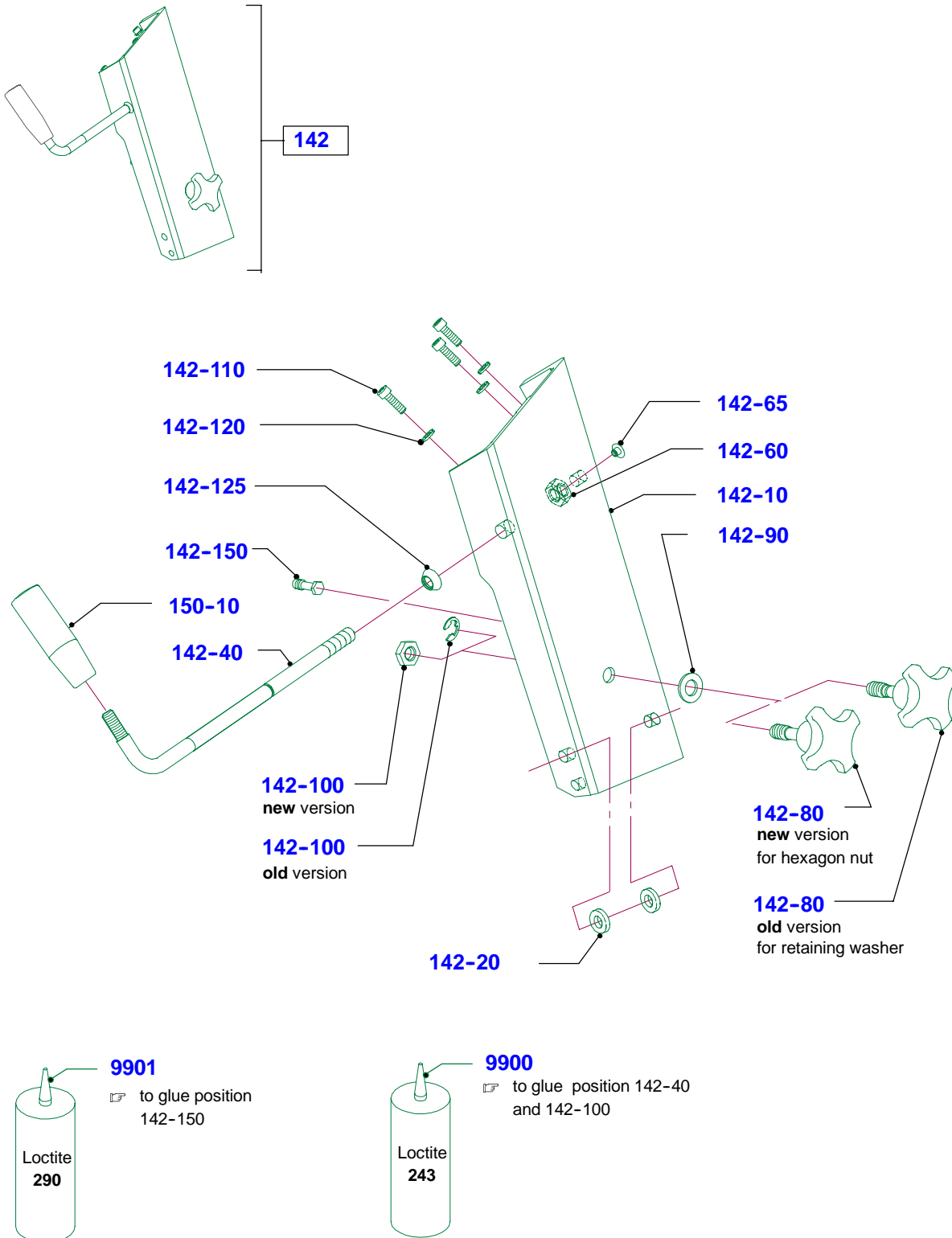
- old version with retaining washer
- new version with hexagon nut



Carriage inclination / carriage height, handheld

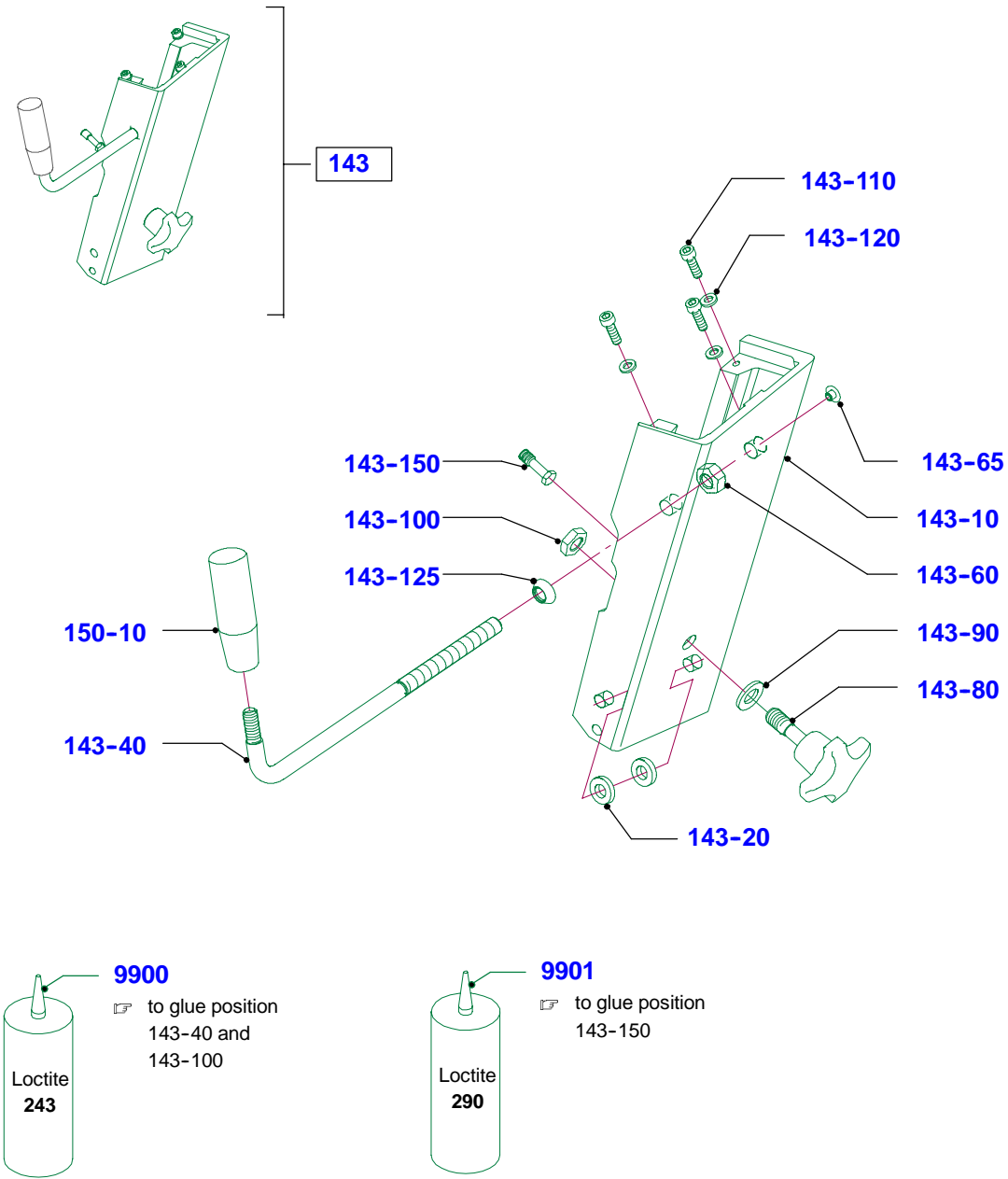
Carriage foot compl., 25°, High

- old version with retaining washer
- new version with hexagon nut



Carriage inclination / carriage height, handheld

Carriage foot, compl., 25°, Low, BR

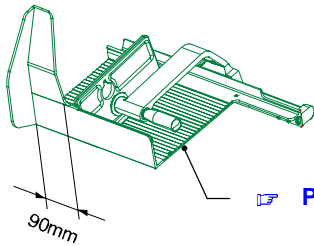


Page of drawing 52	GSP H 33 / GSP HC 33	Spare parts list No. 037.98.3.1204	Series (code No.) 90.034
------------------------------	-----------------------------	----------------------------------------------	------------------------------------

Carriage version, handhold

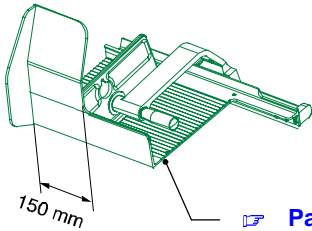
Carriage inclination 25°

L=90 mm



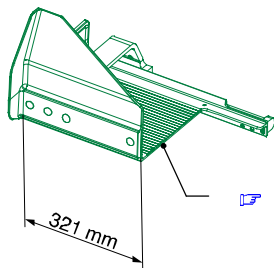
Page of drawing 53

L=150 mm



Page of drawing 59

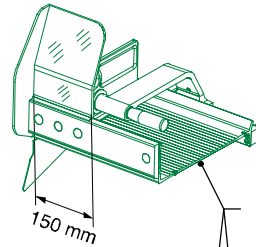
L=321 mm



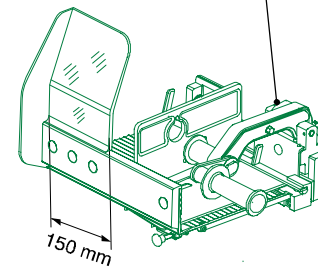
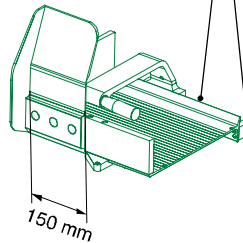
Page of drawing 65

Carriage inclination 18°

L=150 mm




Page of drawing 68



Handhold

Page of drawing 78

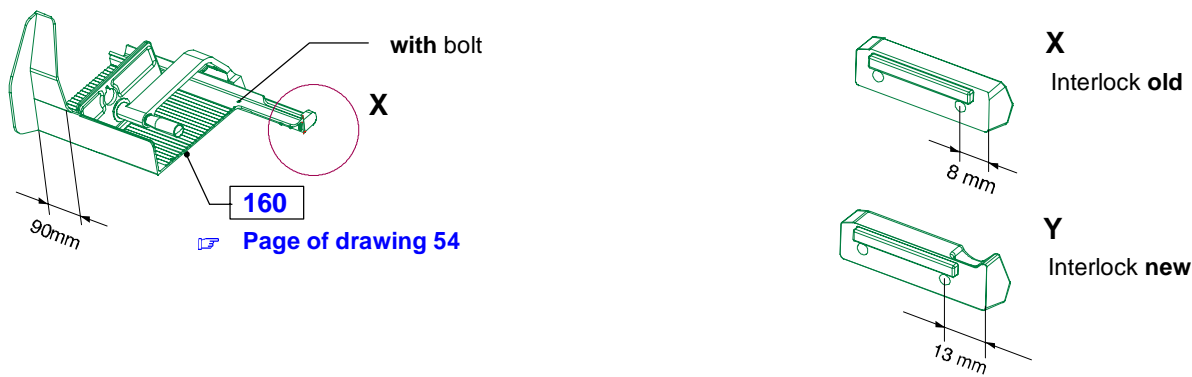


Series (code No.) 90.034	Spare parts list No. 037.98.3.1204	GSP H 33 / GSP HC 33	Page of drawing 53
------------------------------------	----------------------------------------------	-----------------------------	------------------------------

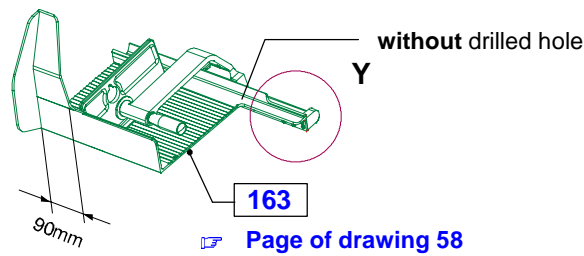
Carriage version, handheld

Carriage compl. 25°, alu welded, 1pc, L = 90 mm

With bolt, interlock old

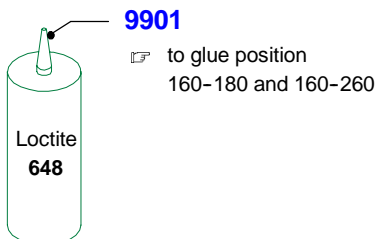
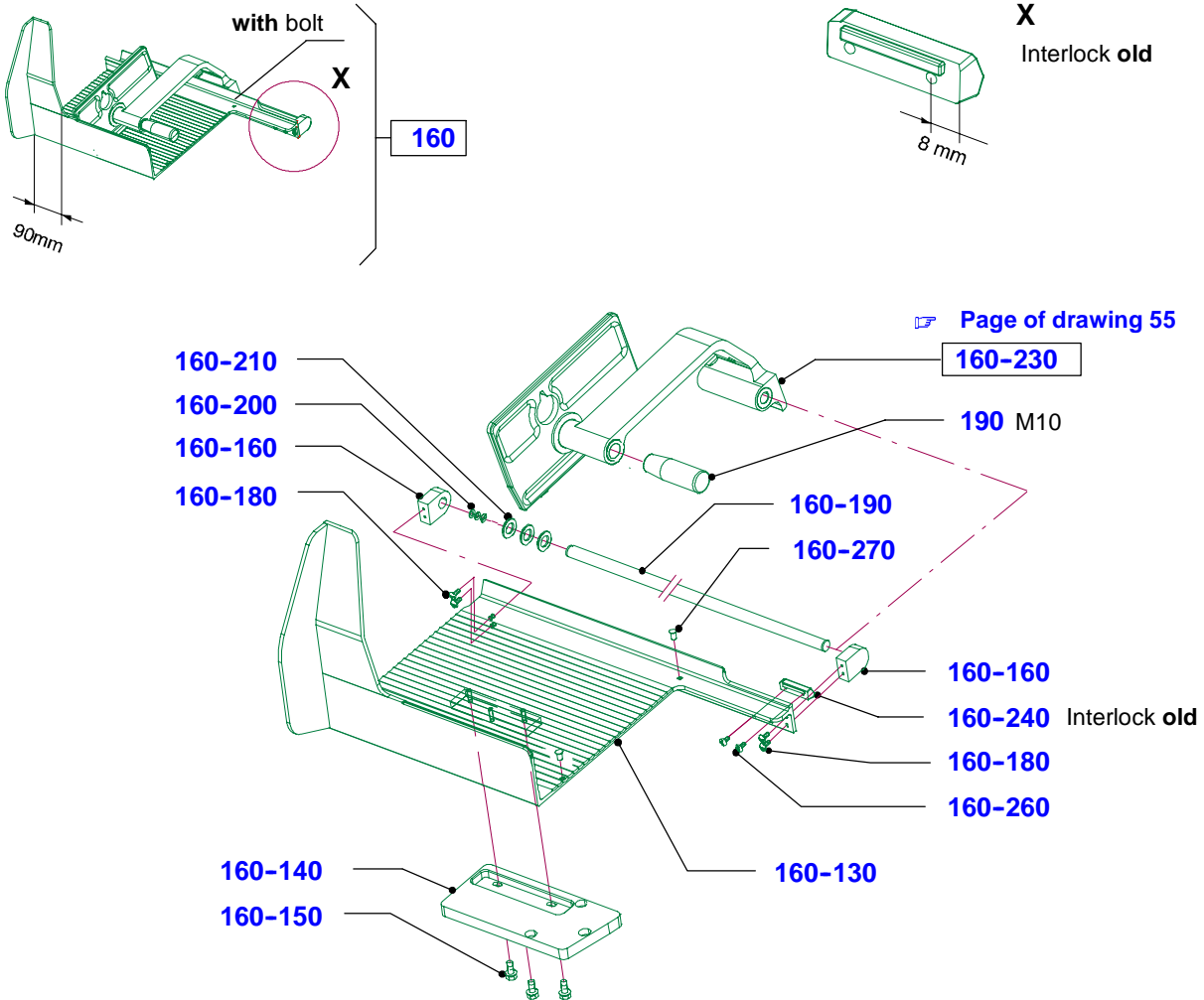


Without bolt, interlock new



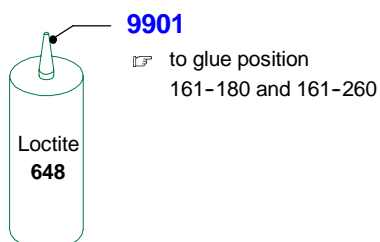
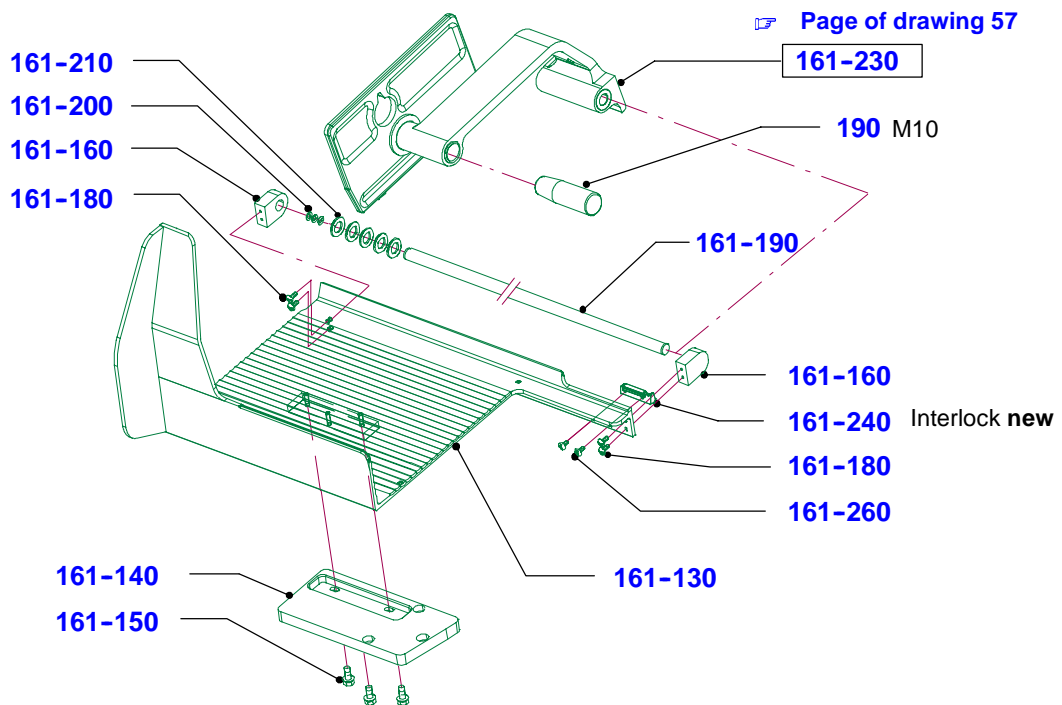
Carriage version, handheld

Carriage compl. 25°, Alu welded, 1pc, L=90 mm
With bolt, interlock old



Carriage version, handheld

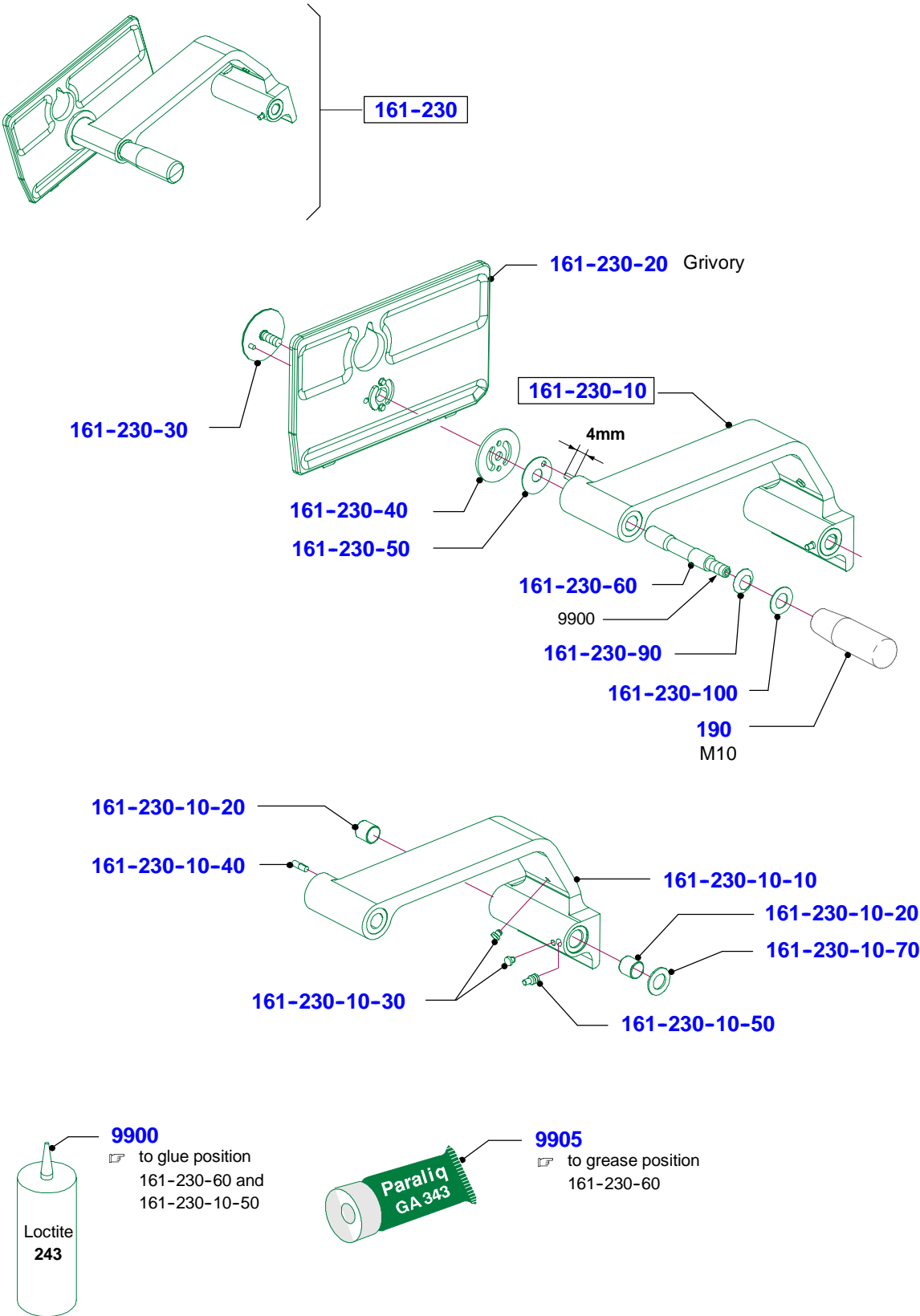
Carriage compl. 25°, alu welded, 1pc, L=90 mm
without bolt, interlock new



Series (code No.) 90.034	Spare parts list No. 037.98.3.1204	GSP H 33 / GSP HC 33	Page of drawing 57
------------------------------------	----------------------------------------------	-----------------------------	------------------------------

Carriage version, handheld

Slider protection (grivory) and lever, compl.

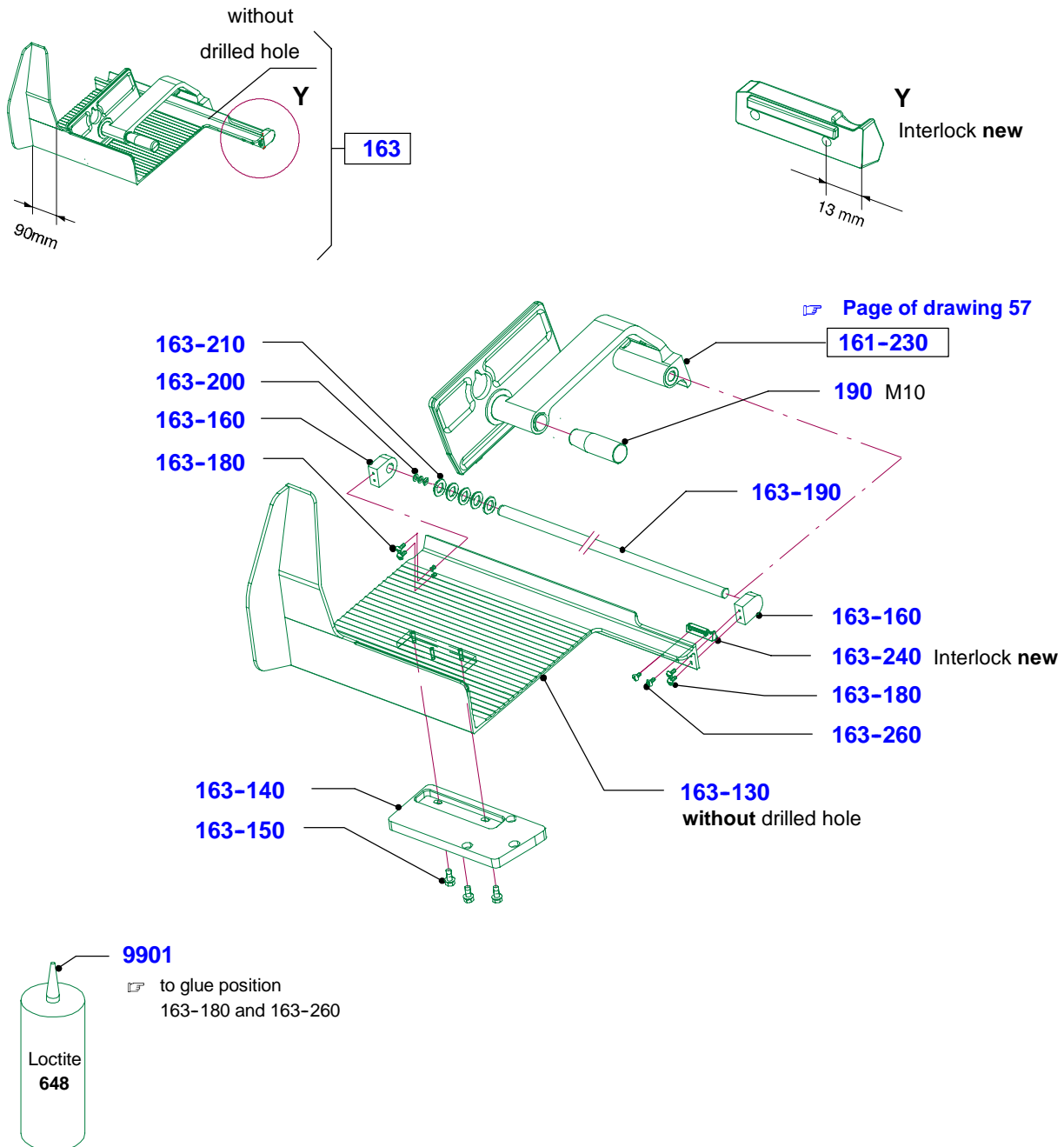


4

Page of drawing 58	GSP H 33 / GSP HC 33	Spare parts list No. 037.98.3.1204	Series (code No.) 90.034
------------------------------	-----------------------------	----------------------------------------------	------------------------------------

Carriage version, handheld

Carriages compl. 25°, alu welded, 1pc, L=90 mm, without drilled hole
Interlock **new**

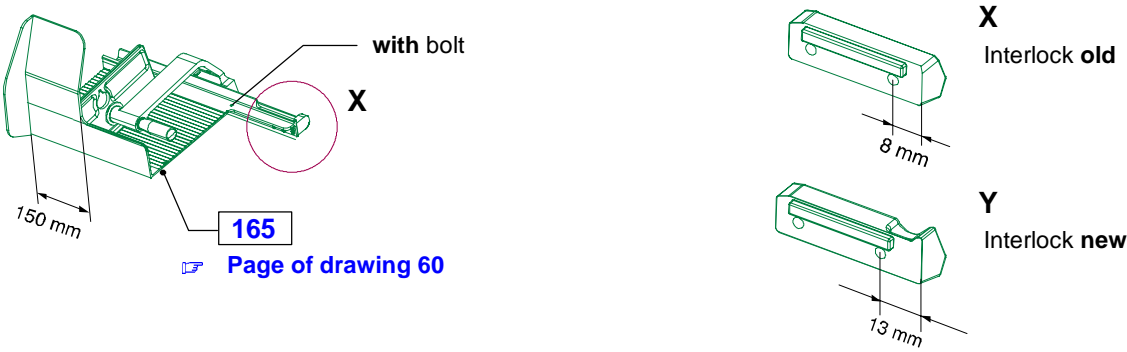


Series (code No.) 90.034	Spare parts list No. 037.98.3.1204	GSP H 33 / GSP HC 33	Page of drawing 59
------------------------------------	----------------------------------------------	-----------------------------	------------------------------

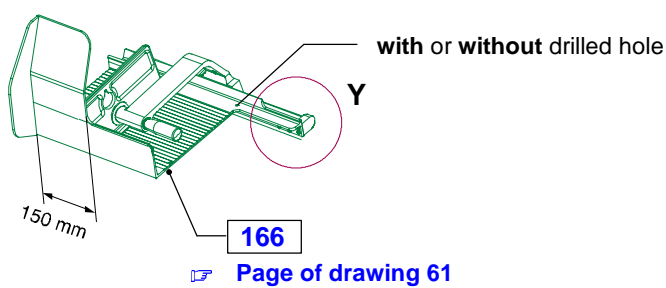
Carriage version, handheld

Carriage compl. 25°, alu welded or transparent, L=150 mm

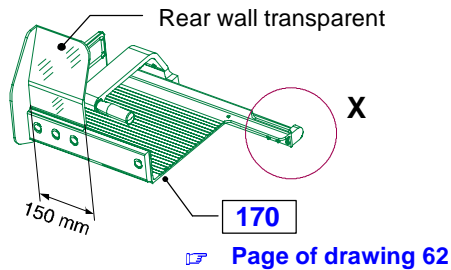
Alu welded, 1pc, L=150 mm, interlock **old**, with bolt



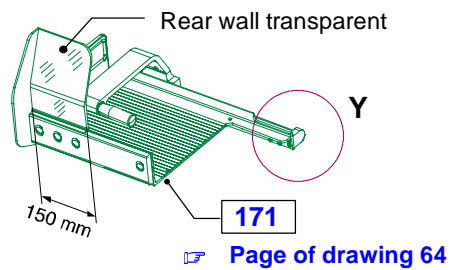
Alu welded, 1pc, L=150 mm, interlock **new**, with or without drilled hole



Transparent, L=150 mm,
 Interlock **old**



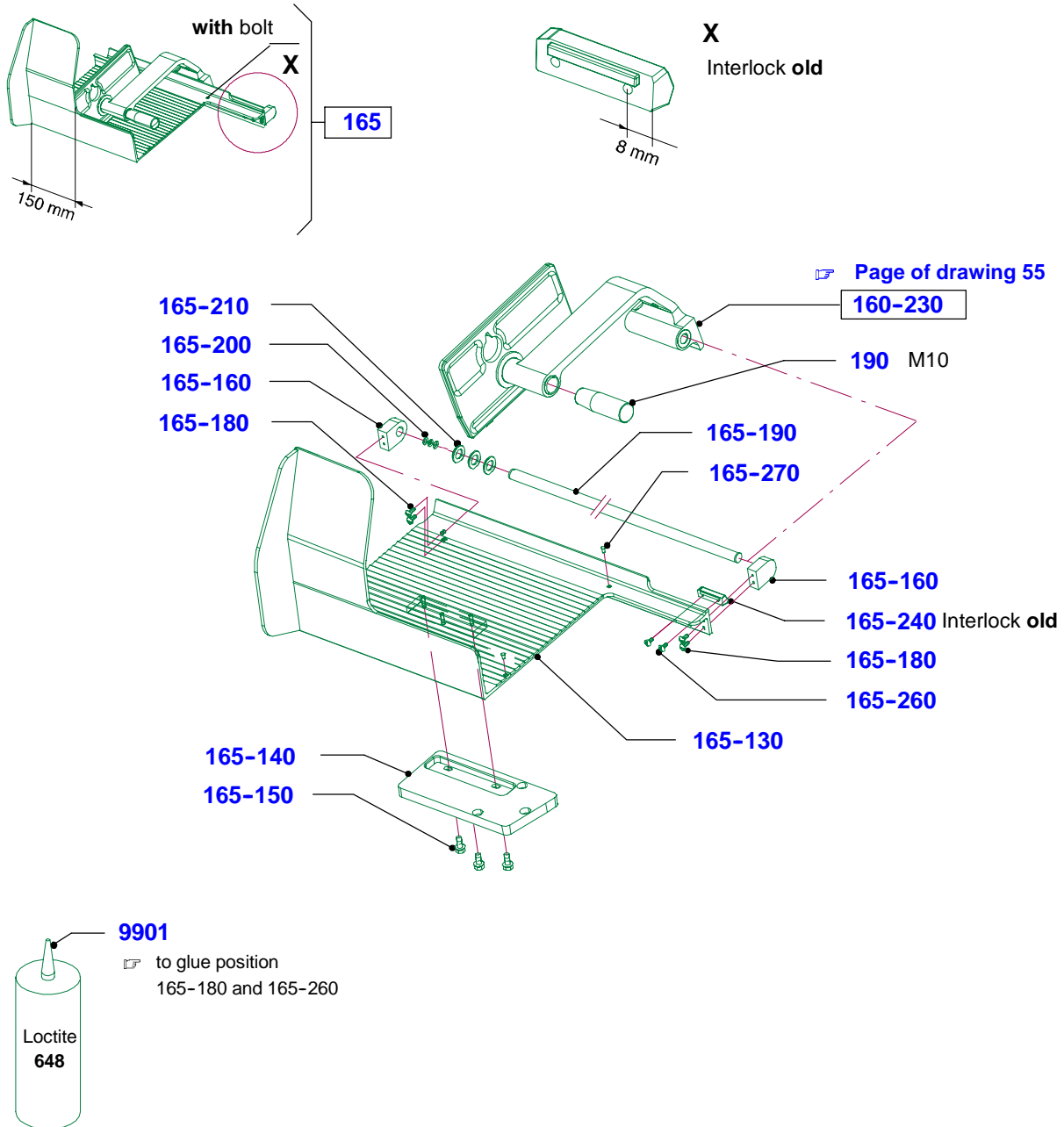
Transparent, L=150 mm,
 Interlock **new**



Page of drawing 60	GSP H 33 / GSP HC 33	Spare parts list No. 037.98.3.1204	Series (code No.) 90.034
------------------------------	-----------------------------	----------------------------------------------	------------------------------------

Carriage version, handheld

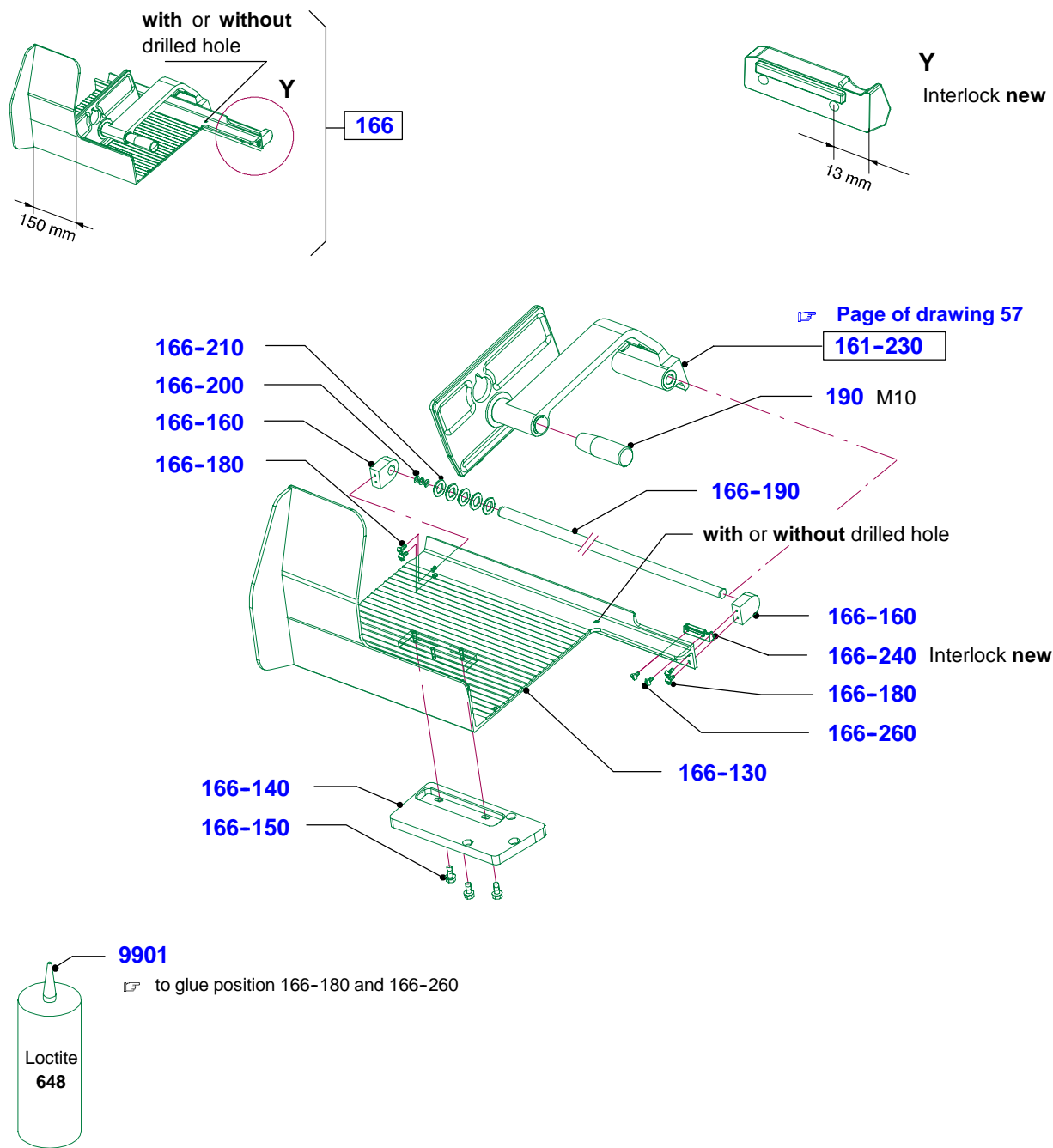
Carriage compl. 25°, alu welded, 1pc, L=150 mm
with bolt, interlock old



Series (code No.) 90.034	Spare parts list No. 037.98.3.1204	GSP H 33 / GSP HC 33	Page of drawing 61
------------------------------------	----------------------------------------------	-----------------------------	------------------------------

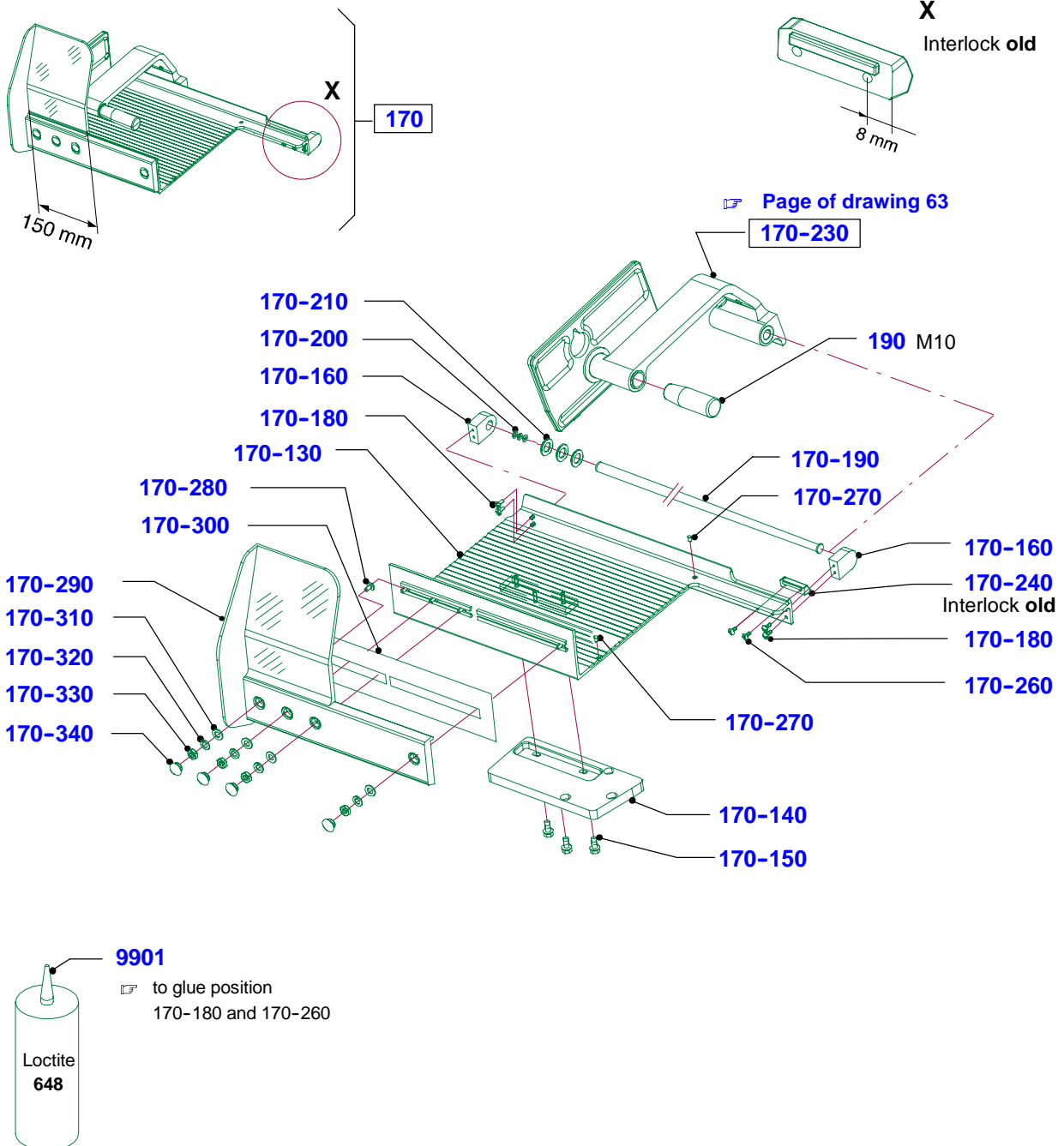
Carriage version, handheld

Carriage compl. 25°, alu welded, 1pc, L=150 mm, with or without drilled hole
Interlock new



Carriage version, handheld

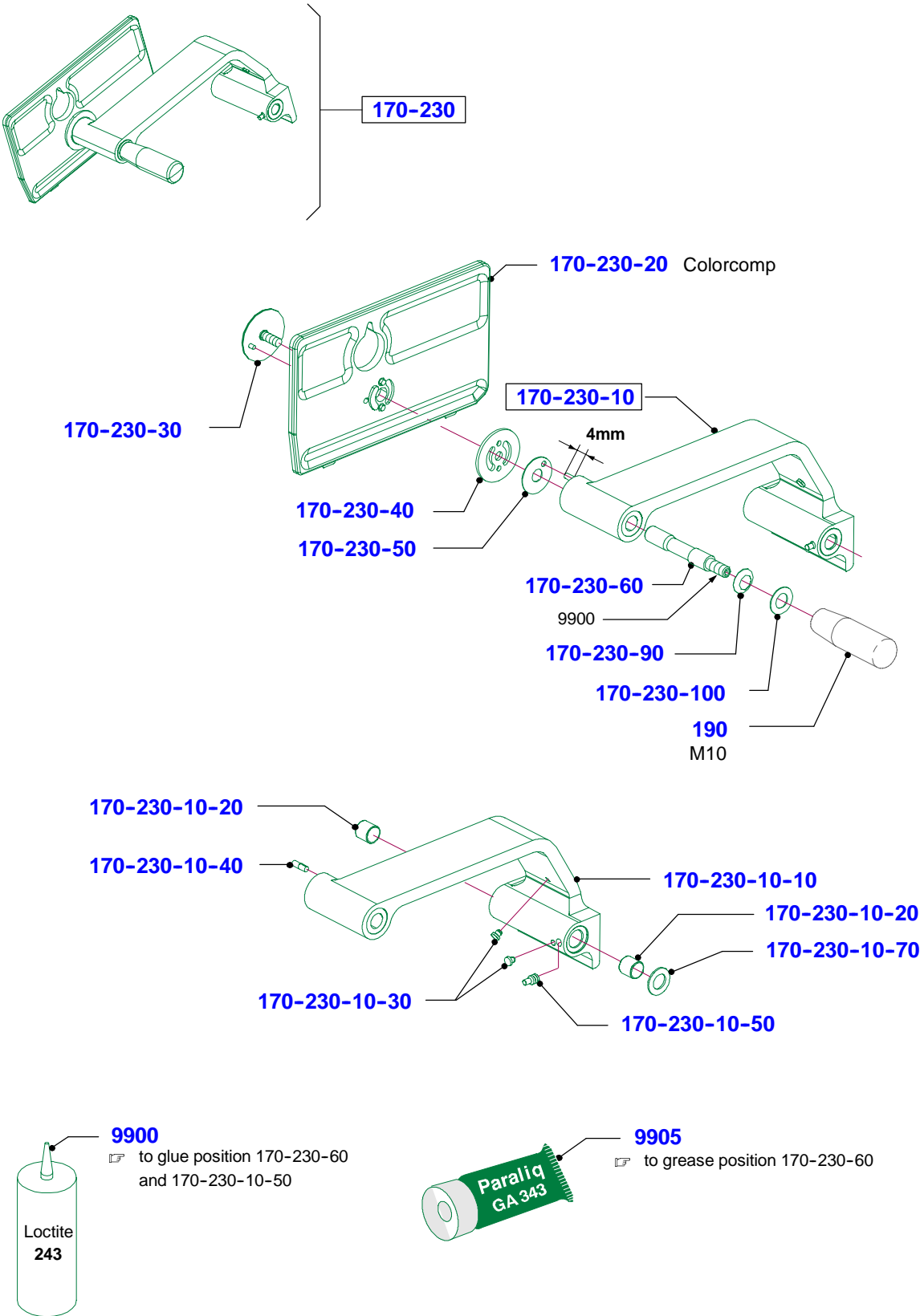
Carriage compl. 25°, transparent, L=150 mm
Interlock **old**



Series (code No.) 90.034	Spare parts list No. 037.98.3.1204	GSP H 33 / GSP HC 33	Page of drawing 63
------------------------------------	----------------------------------------------	-----------------------------	------------------------------

Carriage version, handheld

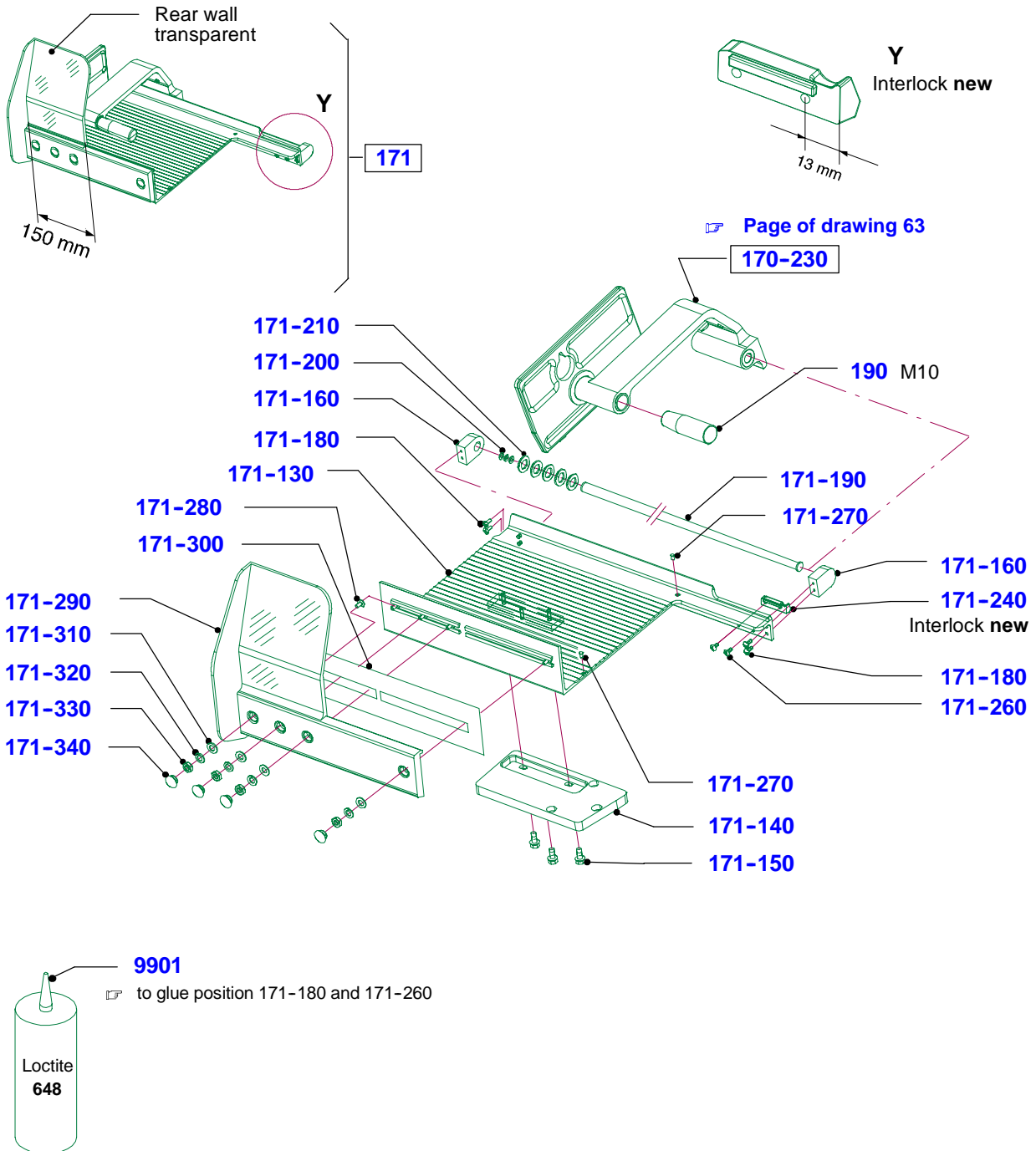
Slider protection (Colorcomp) and lever, compl.



4

Carriage version, handheld

Carriage compl. 25°, transparent, L=150 mm
Interlock new

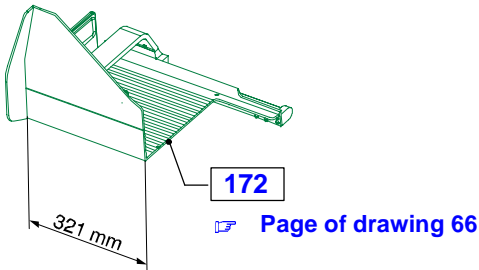


Series (code No.) 90.034	Spare parts list No. 037.98.3.1204	GSP H 33 / GSP HC 33	Page of drawing 65
------------------------------------	----------------------------------------------	-----------------------------	------------------------------

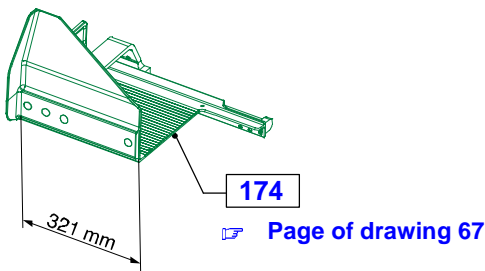
Carriage version, handhold

Carriage compl. 25°, alu welded or transparent, L= 321

Alu welded, 1pc, L=321 mm, CE



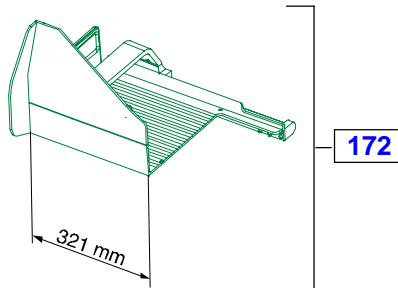
Transparent, L=321 mm



Page of drawing 66	GSP H 33 / GSP HC 33	Spare parts list No. 037.98.3.1204	Series (code No.) 90.034
------------------------------	-----------------------------	----------------------------------------------	------------------------------------

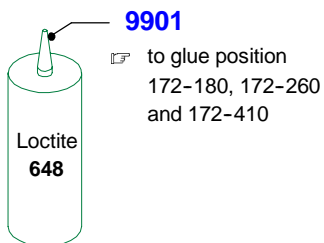
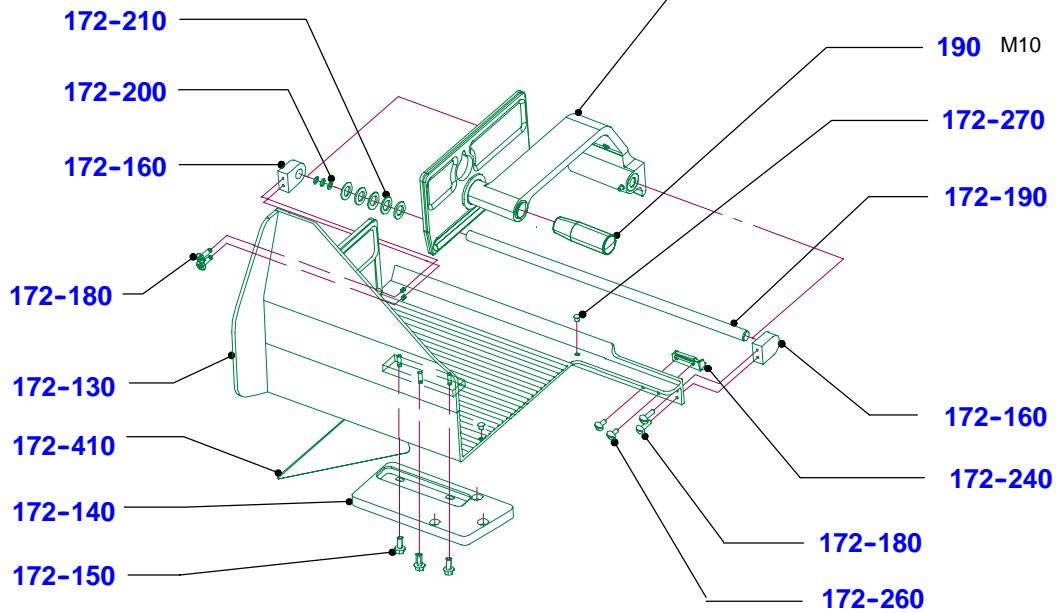
Carriage version, handheld

Carriage compl. 25°, alu welded, 1pc, L=321 mm



Page of drawing 57

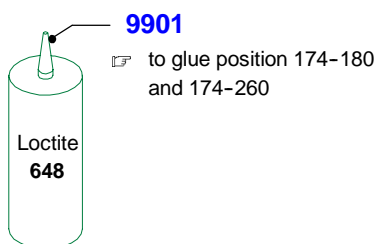
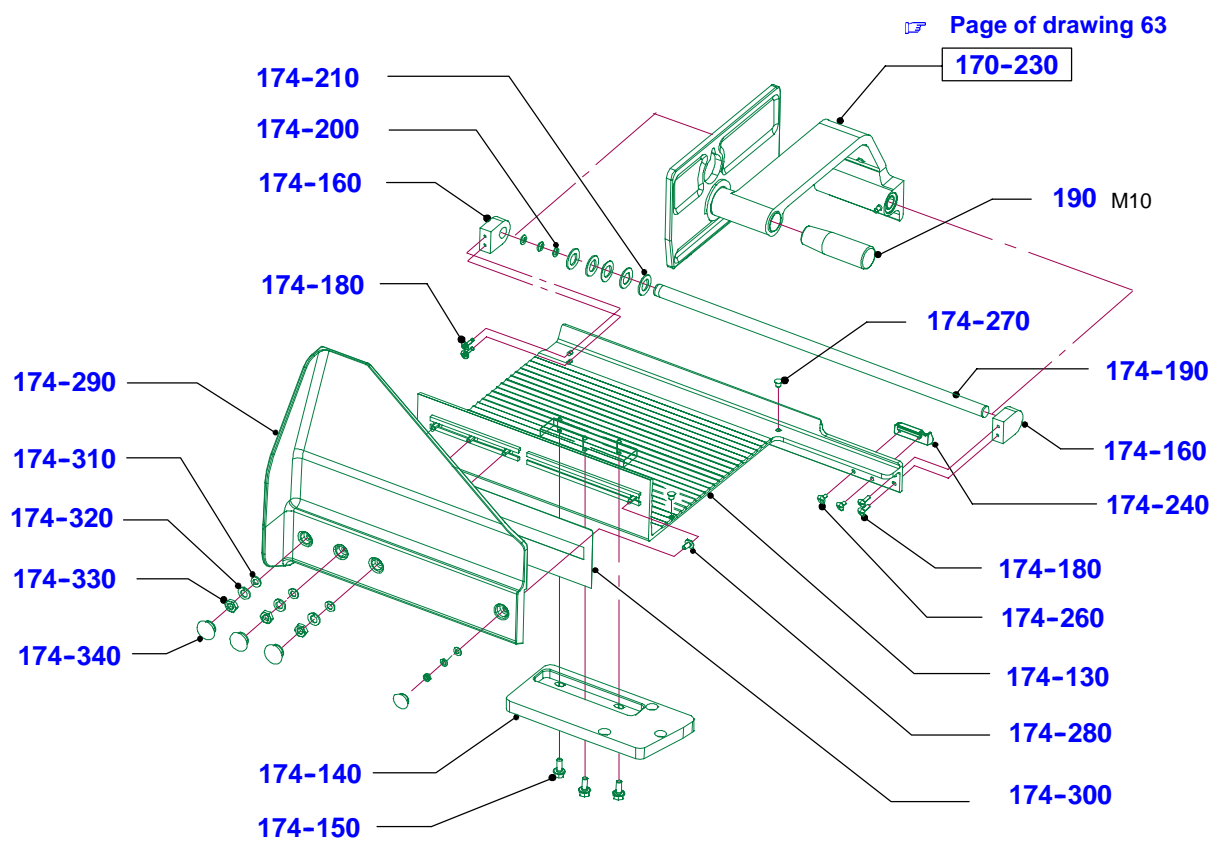
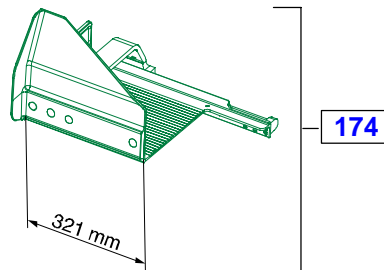
161-230



Series (code No.) 90.034	Spare parts list No. 037.98.3.1204	GSP H 33 / GSP HC 33	Page of drawing 67
------------------------------------	----------------------------------------------	-----------------------------	------------------------------

Carriage version, handheld

Carriage compl. 25°, transparent, L=321 mm

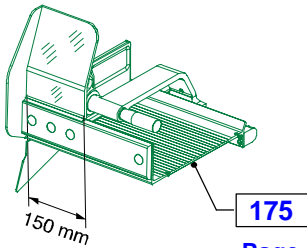


Page of drawing 68	GSP H 33 / GSP HC 33	Spare parts list No. 037.98.3.1204	Series (code No.) 90.034
------------------------------	-----------------------------	----------------------------------------------	------------------------------------

Carriage version, handhold

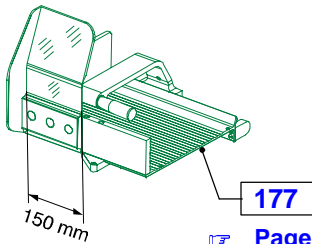
Carriage compl. 18°, L= 150

Transparent, L=150 mm, CE



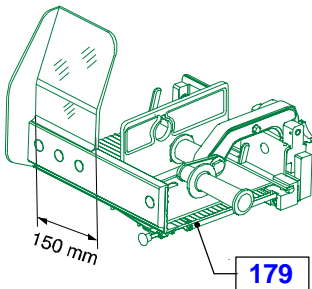
 [Page of drawing 69](#)

Transparent, L=150 mm, bias cut



 [Page of drawing 71](#)

Transparent, L=150 mm, clamping carriage

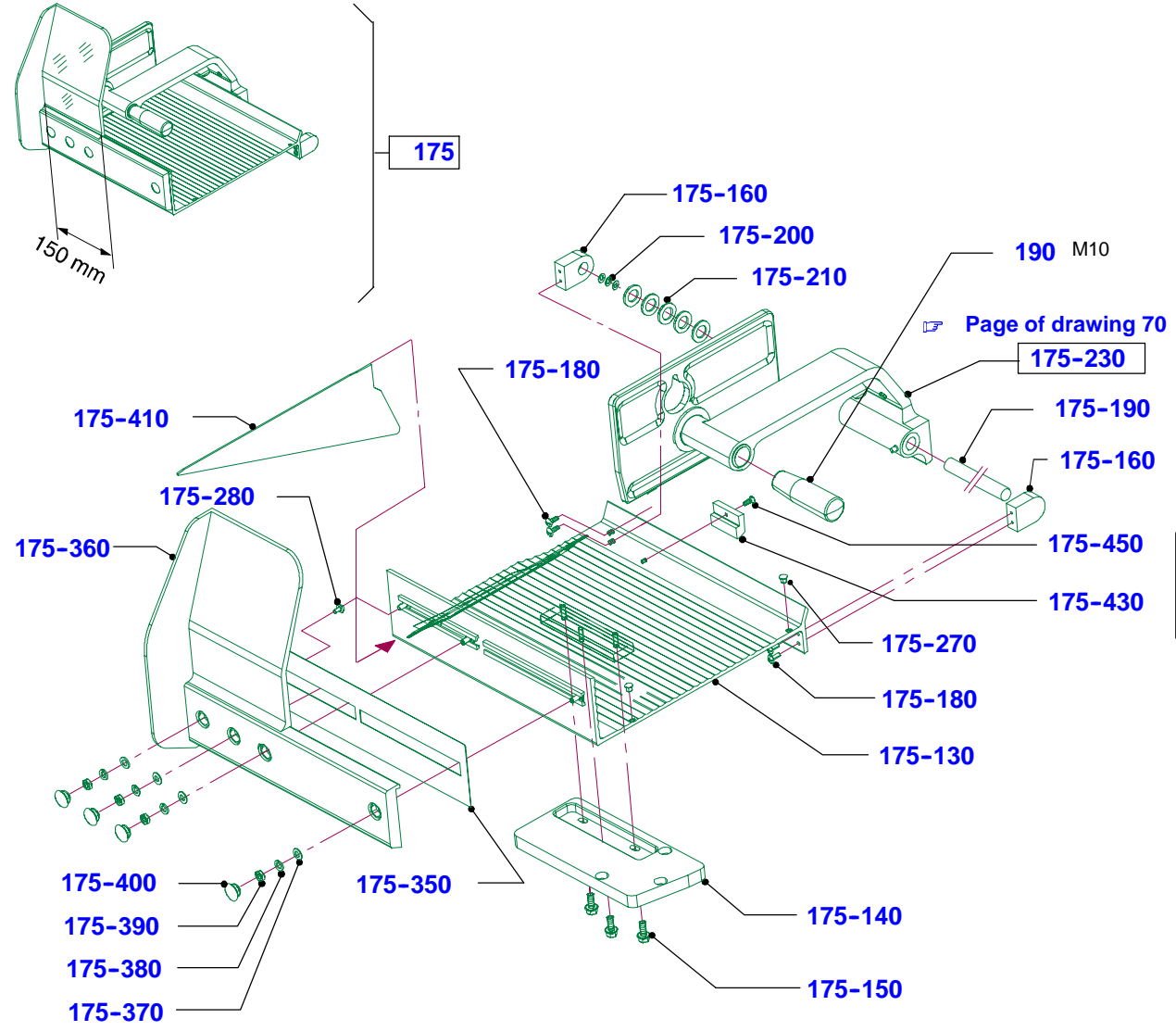


 [Page of drawing 73](#)

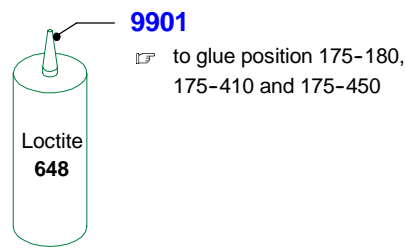
Series (code No.) 90.034	Spare parts list No. 037.98.3.1204	GSP H 33 / GSP HC 33	Page of drawing 69
------------------------------------	----------------------------------------------	-----------------------------	------------------------------

Carriage version, handheld

Carriage compl. 18°, transparent, CE, L=150 mm



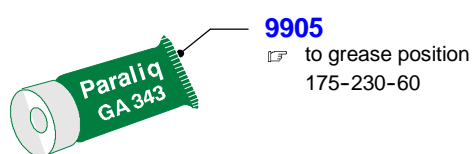
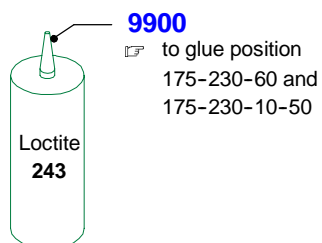
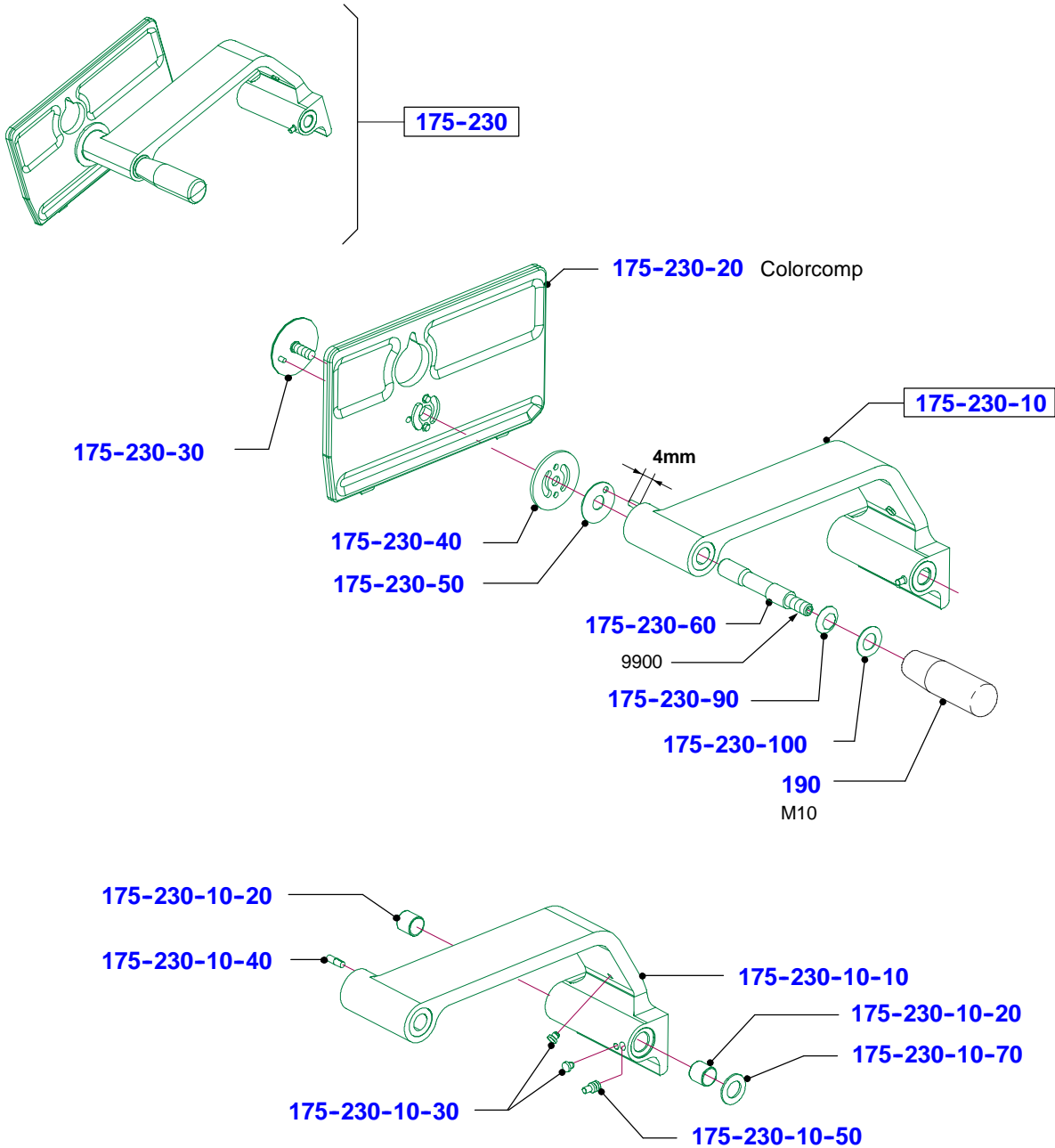
4



Page of drawing 70	GSP H 33 / GSP HC 33	Spare parts list No. 037.98.3.1204	Series (code No.) 90.034
------------------------------	-----------------------------	----------------------------------------------	------------------------------------

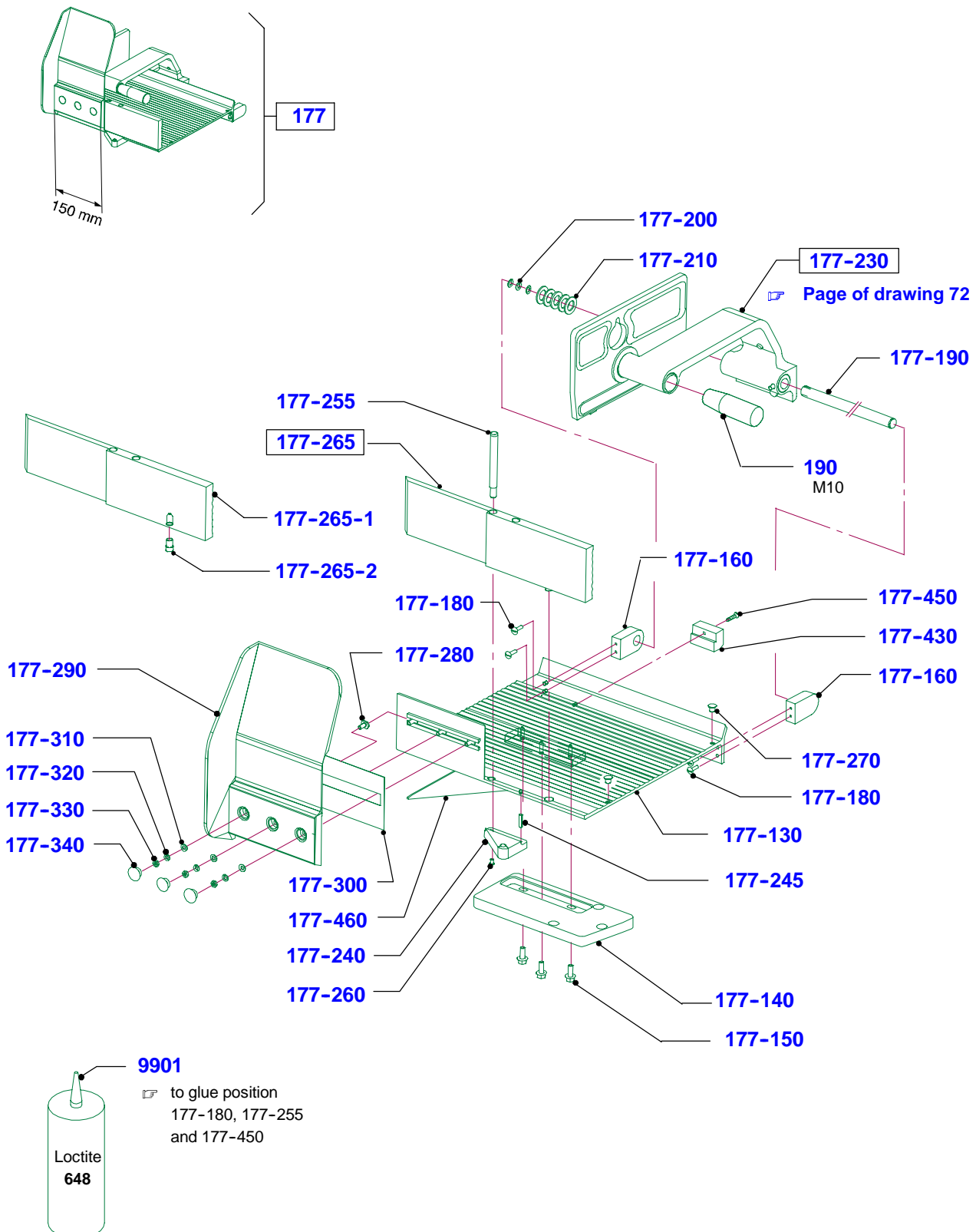
Carriage version, handheld

Slider protection (Colorcomp) and lever



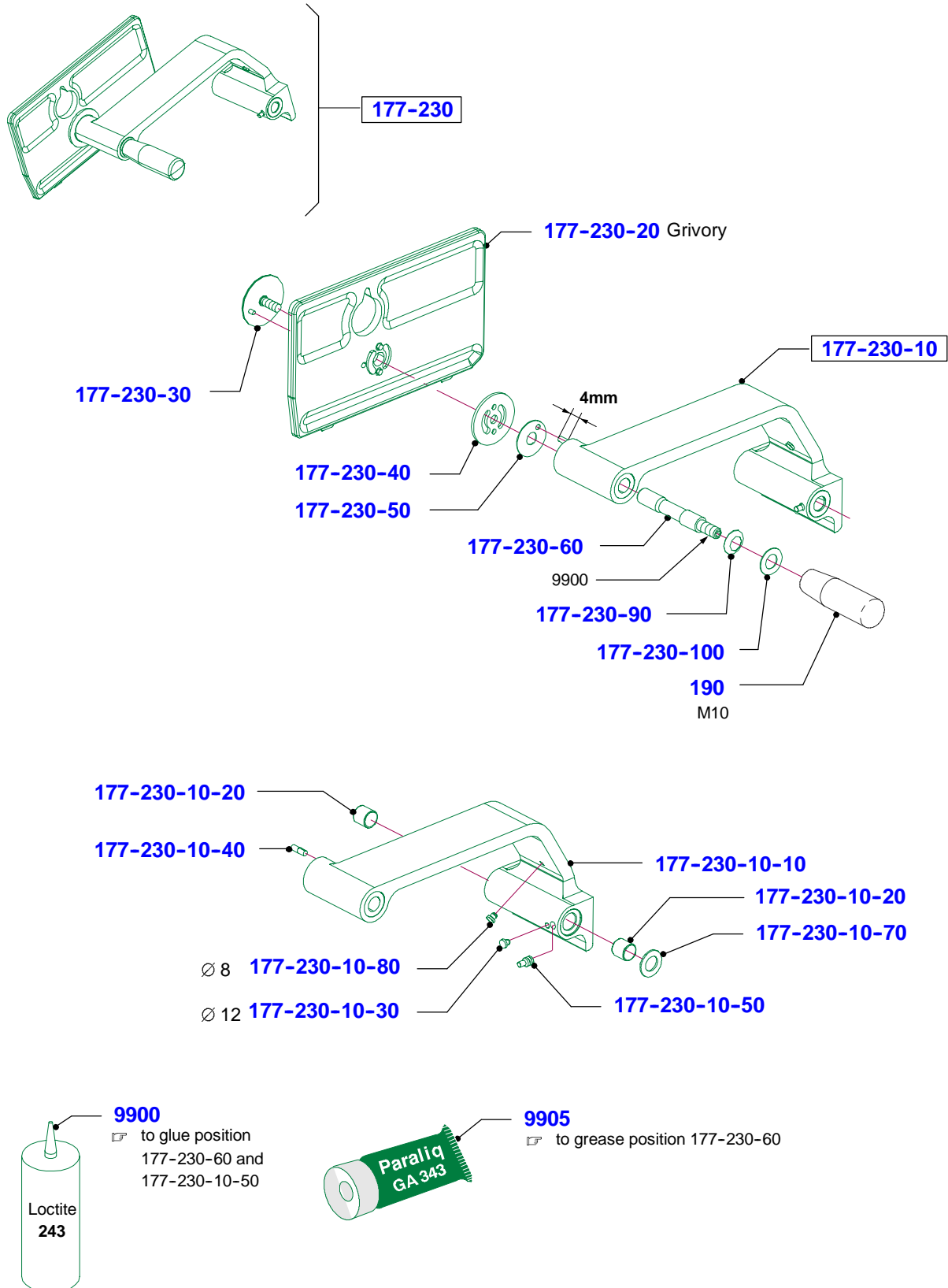
Carriage version, handheld

Carriage compl. 18°, transparent, L= 150, bias cut



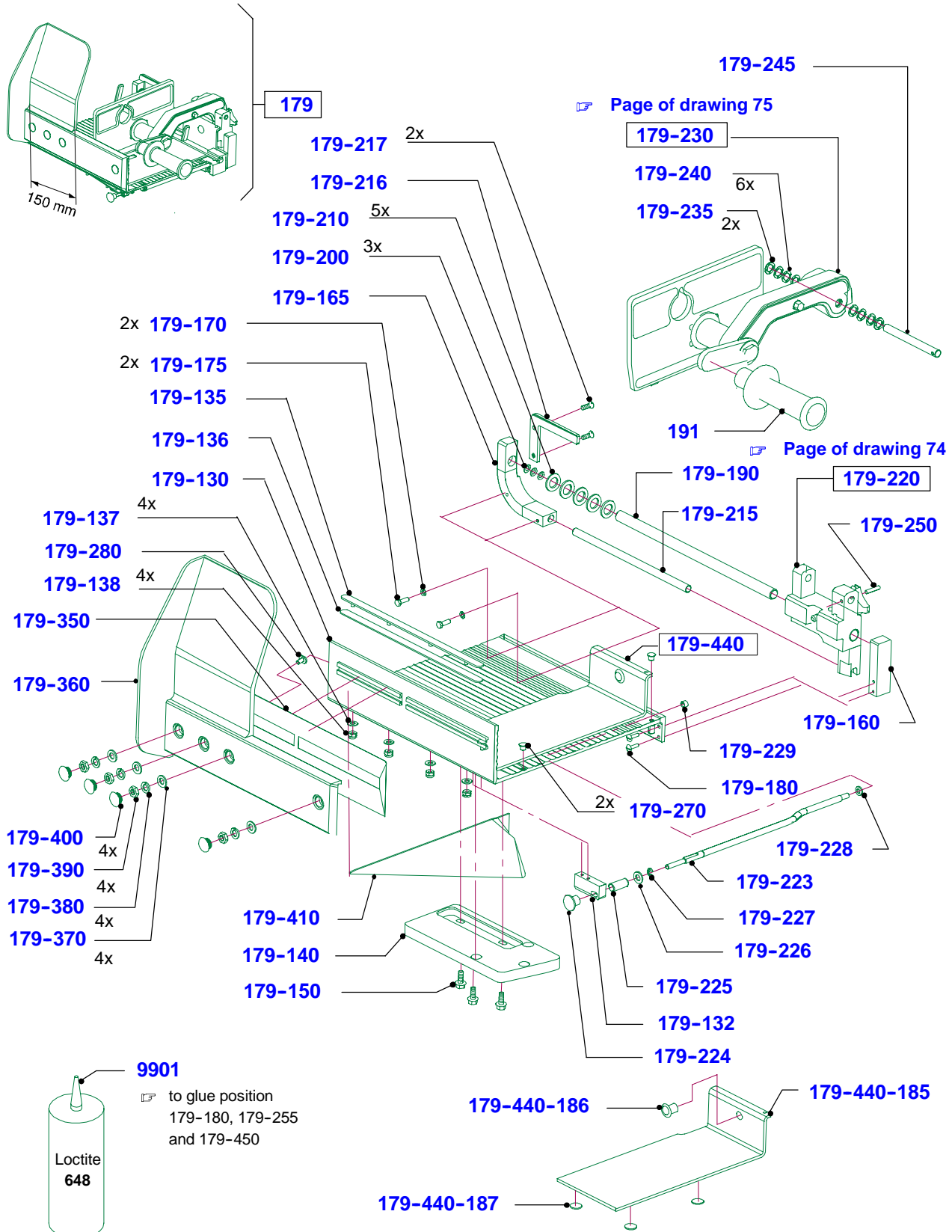
Carriage version, handheld

Slider protection (Grivory) and lever



Carriage version, handheld

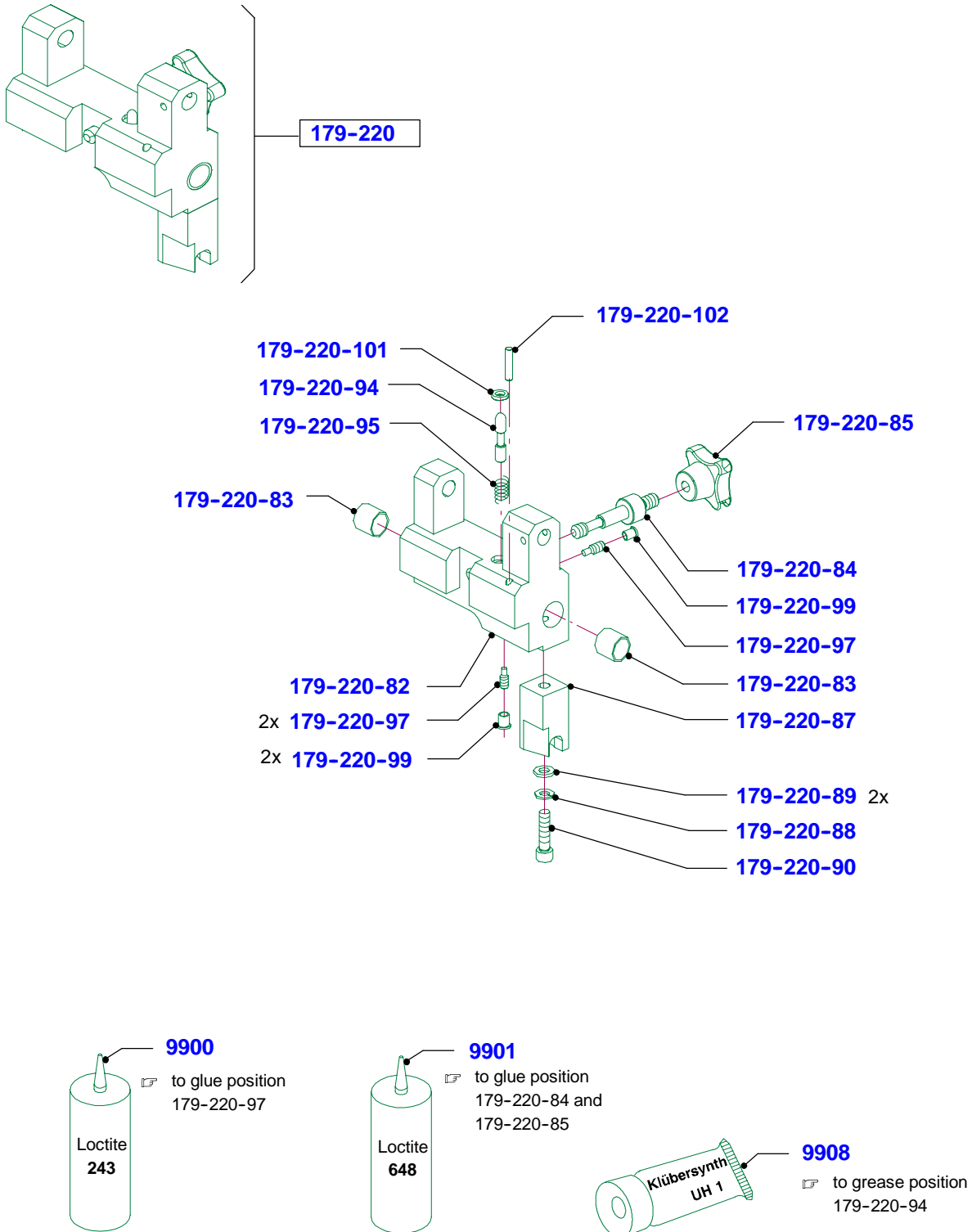
Clamping carriage compl. 18°, transparent, L= 150, CE



Carriage version, handheld

Carriage inclination 18°, Low - Clamping carriage

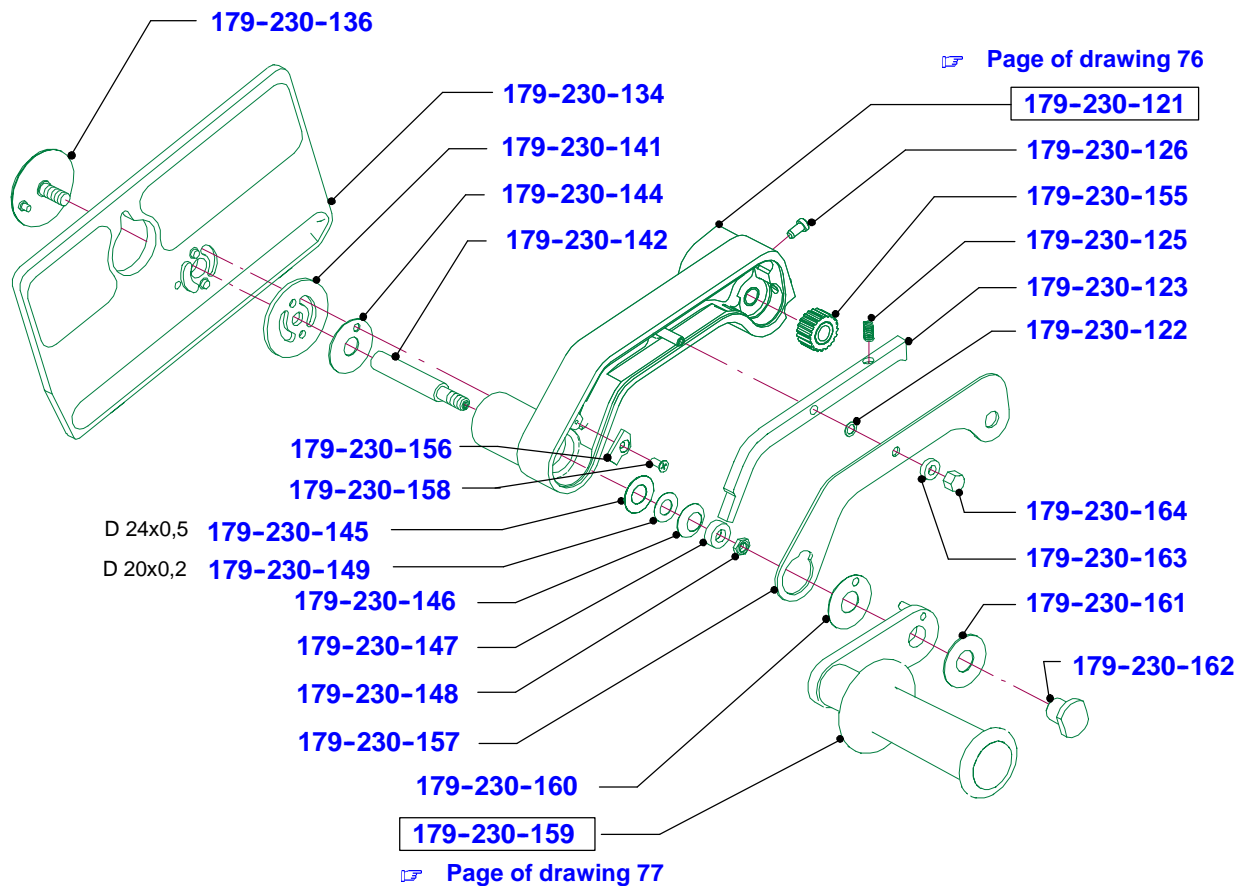
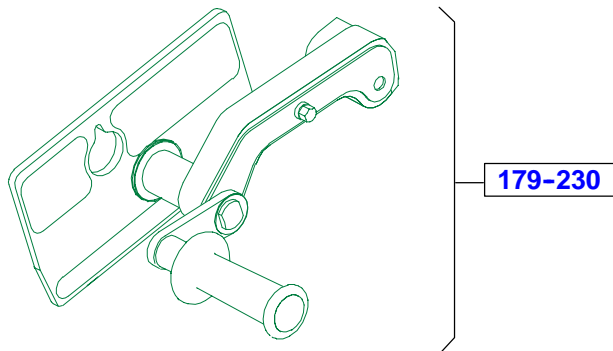
Guide, preassembled



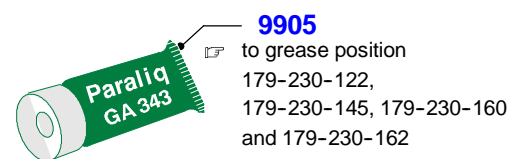
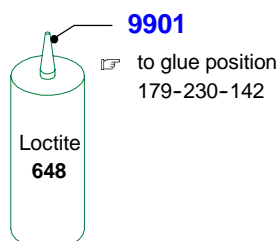
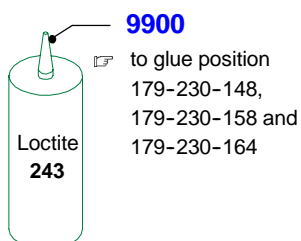
Carriage version, handheld

Carriage inclination 18°, Low - Clamping carriage

Slider protection + lever



4

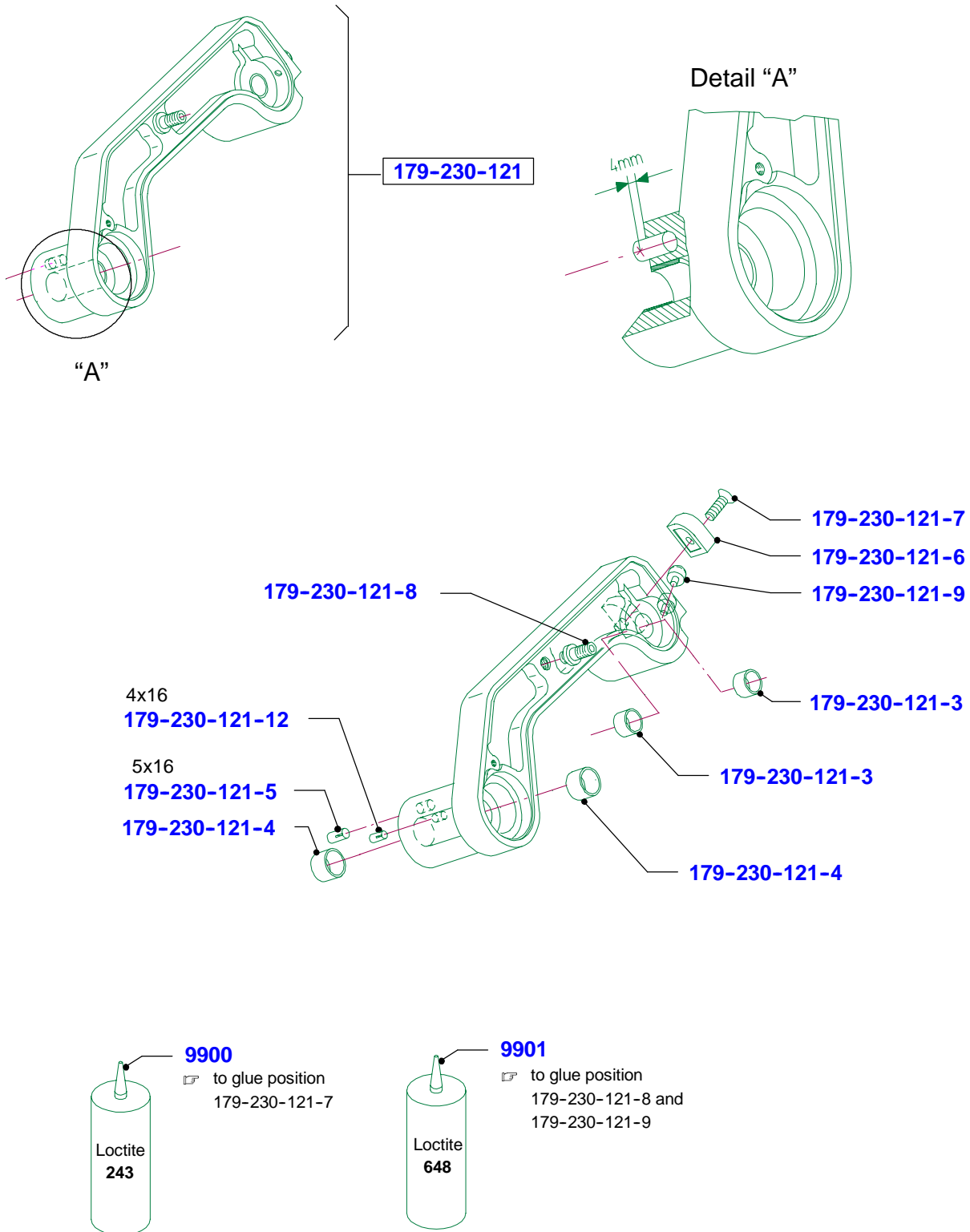


Page of drawing 76	GSP H 33 / GSP HC 33	Spare parts list No. 037.98.3.1204	Series (code No.) 90.034
------------------------------	-----------------------------	----------------------------------------------	------------------------------------

Carriage version, handheld

Carriage inclination 18°, Low - Clamping carriage

Lever, preassembled

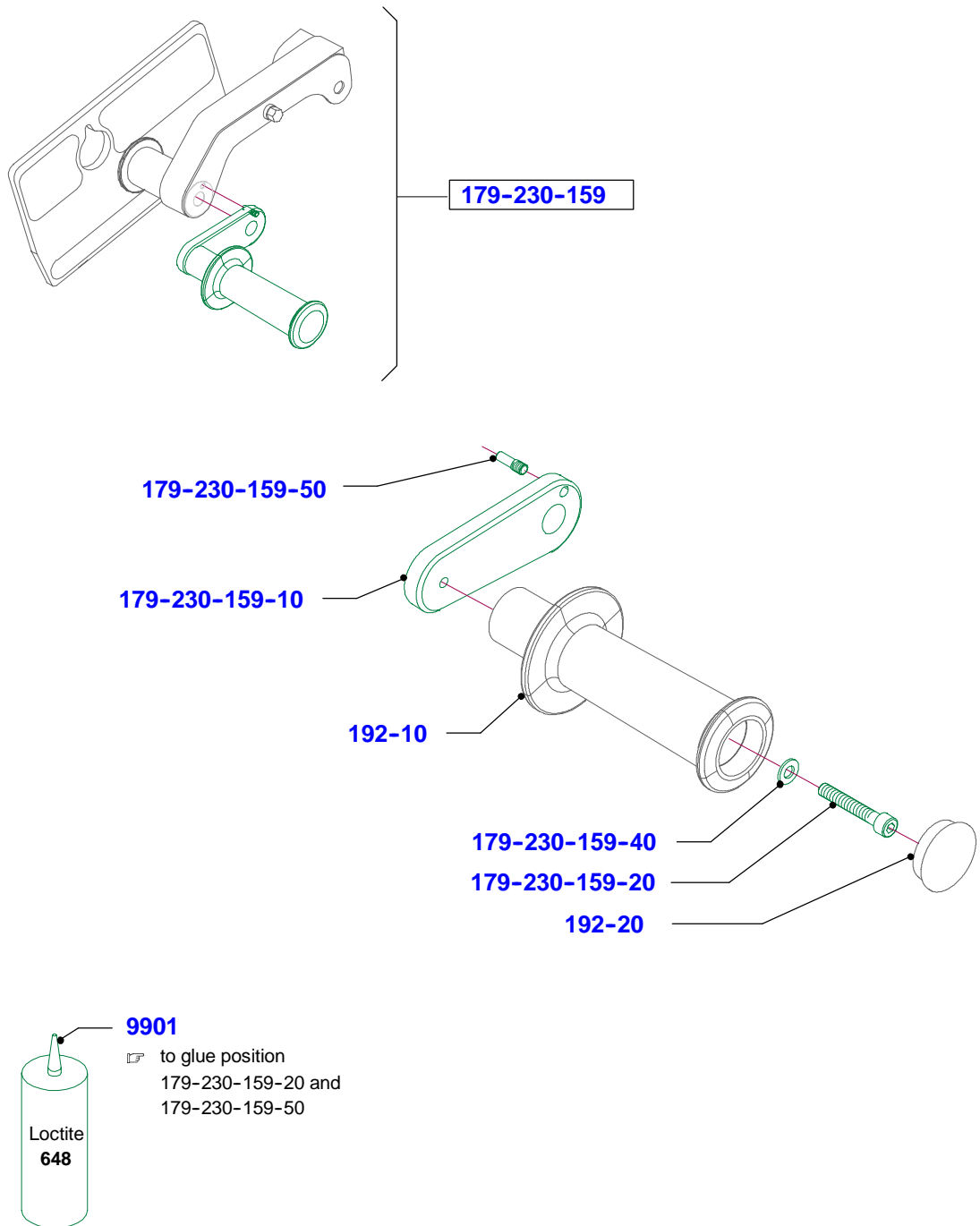


Series (code No.) 90.034	Spare parts list No. 037.98.3.1204	GSP H 33 / GSP HC 33	Page of drawing 77
------------------------------------	----------------------------------------------	-----------------------------	------------------------------

Carriage version, handheld

Carriage inclination 18°, Low - Clamping carriage

Level extension, mounted

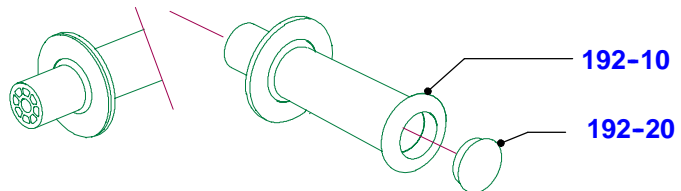
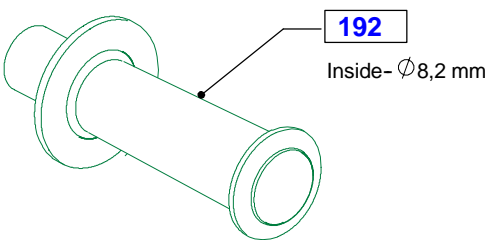
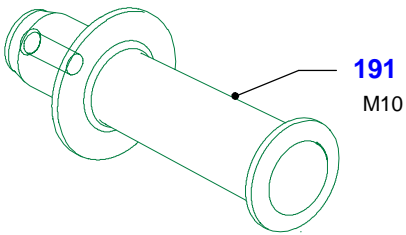
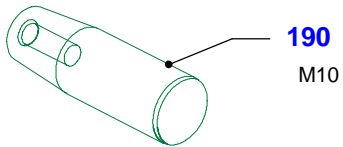


4

Page of drawing 78	GSP H 33 / GSP HC 33	Spare parts list No. 037.98.3.1204	Series (code No.) 90.034
------------------------------	-----------------------------	----------------------------------------------	------------------------------------

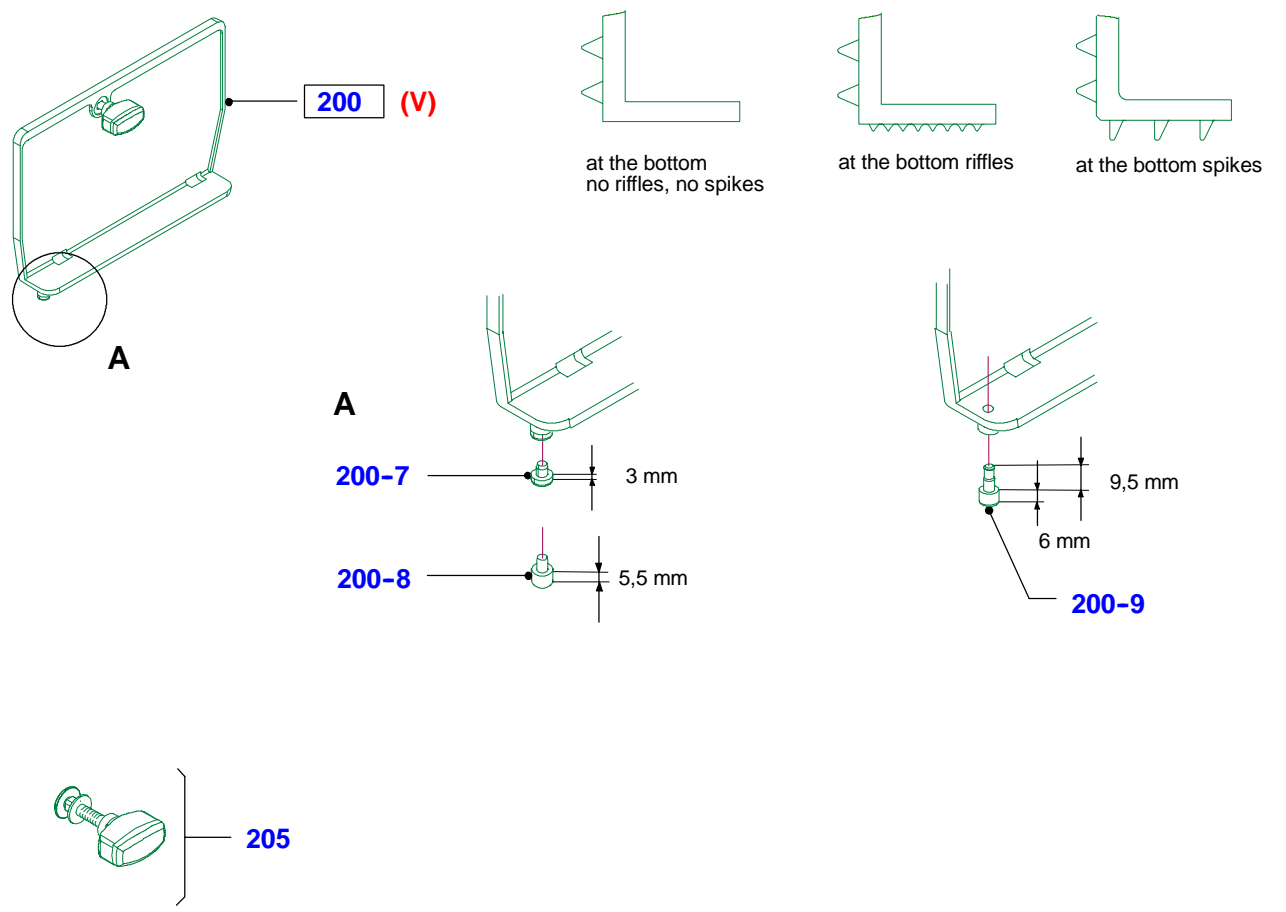
Carriage version, handheld

Handhold



Series (code No.) 90.034	Spare parts list No. 037.98.3.1204	GSP H 33 / GSP HC 33	Page of drawing 79
------------------------------------	----------------------------------------------	-----------------------------	------------------------------

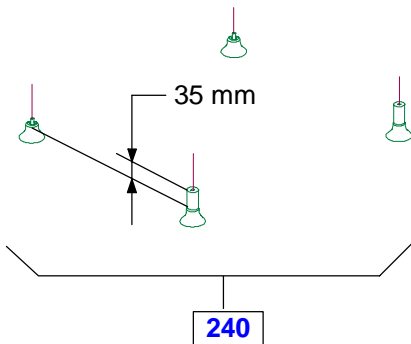
Remnant holder



Page of drawing 80	GSP H 33 / GSP HC 33	Spare parts list No. 037.98.3.1204	Series (code No.) 90.034
------------------------------	-----------------------------	----------------------------------------------	------------------------------------

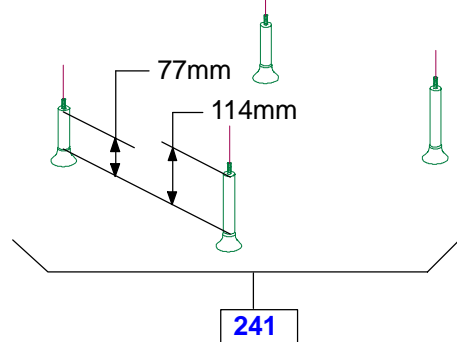
Ease of cleaning/installation

Rupper foot Standard (low)



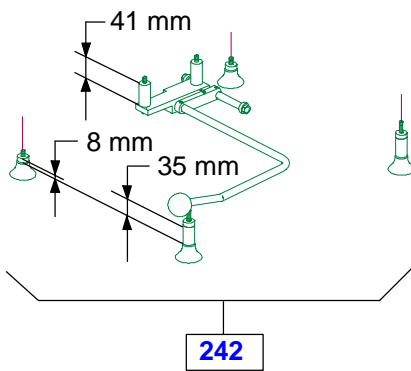
Page of drawing 81

Rupper foot high



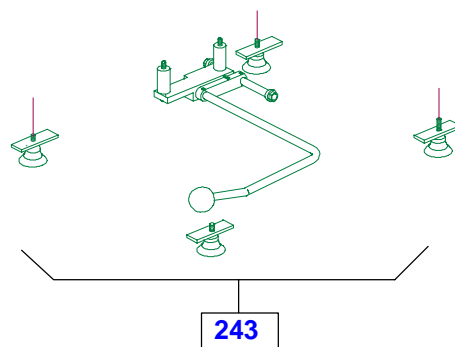
Page of drawing 82

Lifting lever with rupper foot



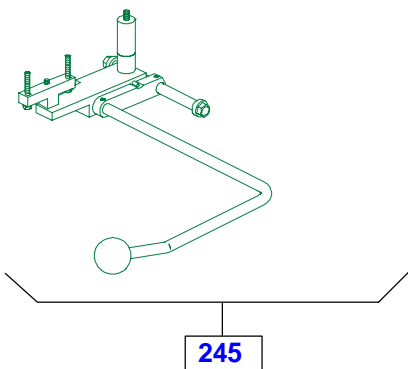
Page of drawing 83

Lifting lever with rupper foot, Brazil



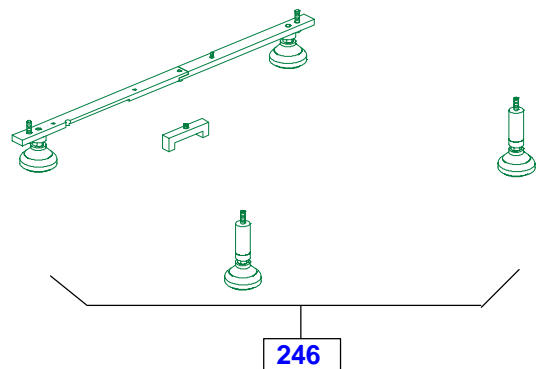
Page of drawing 86

Lifting lever GSP H KF



Page of drawing 88

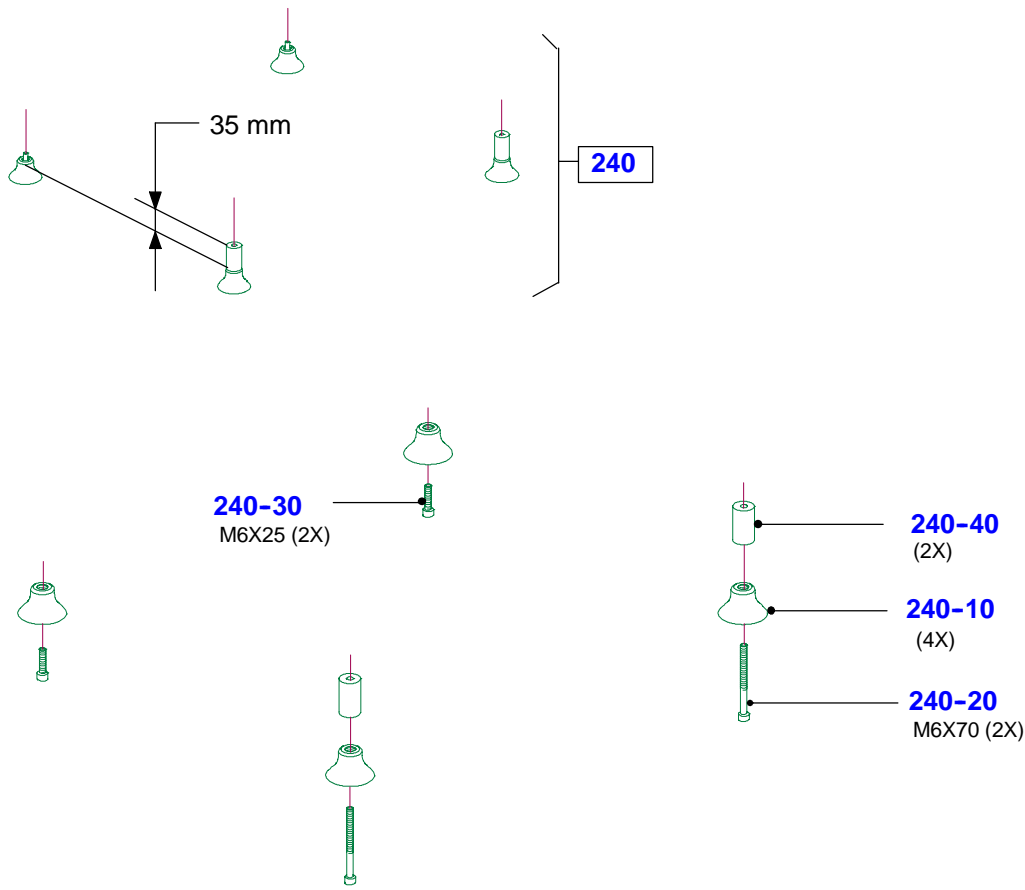
Mounting compl. GSP H KF



Page of drawing 90

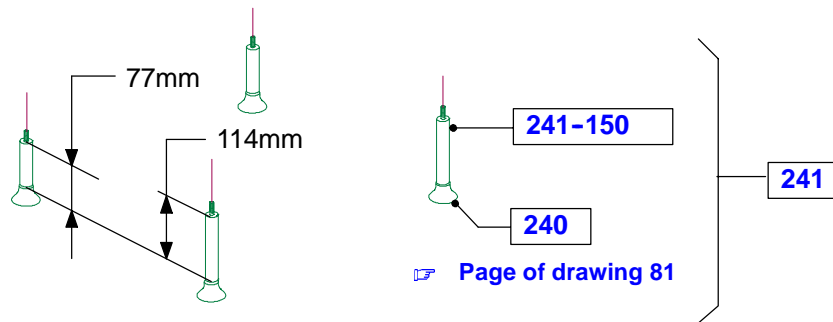
Ease of cleaning/installation

Rupper foot (low) Standard

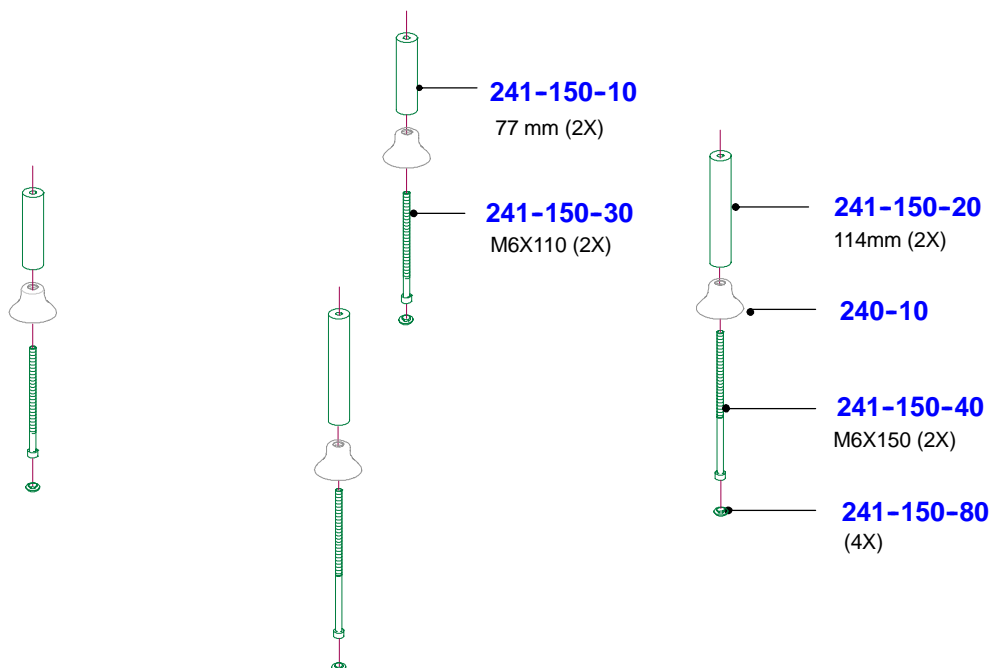


Ease of cleaning/installation

Rupper foot high

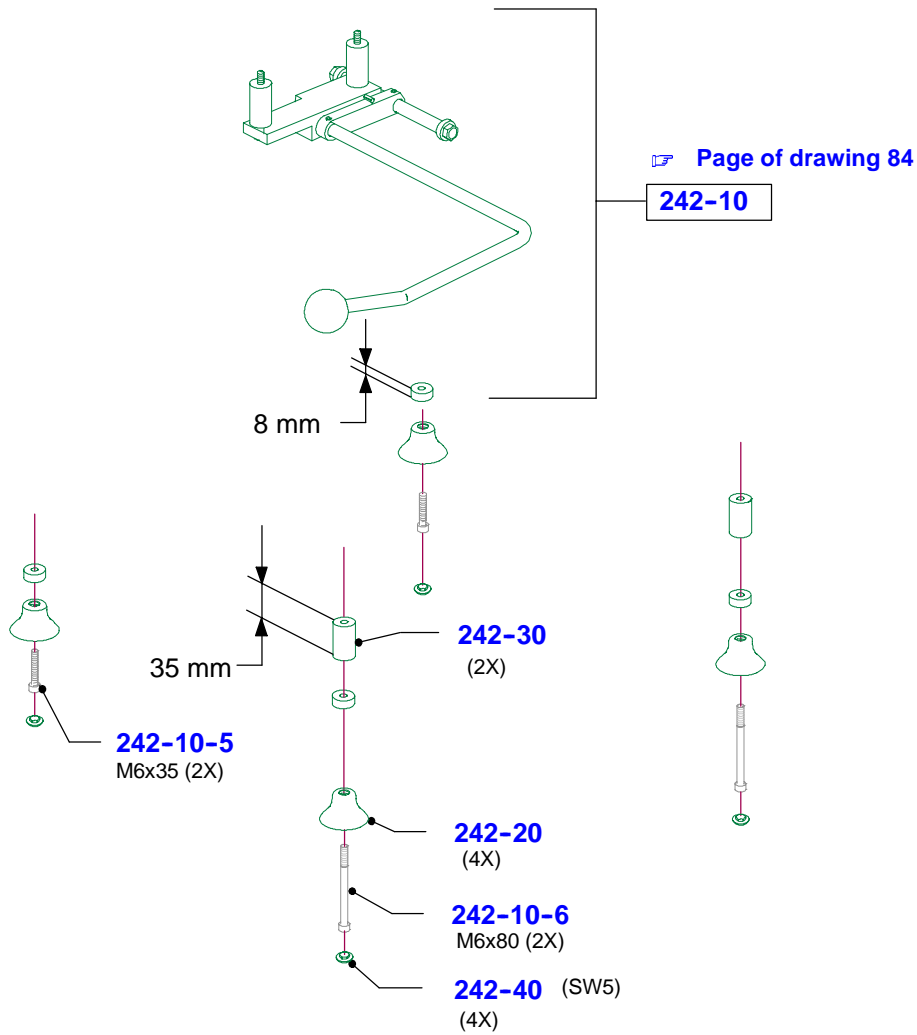
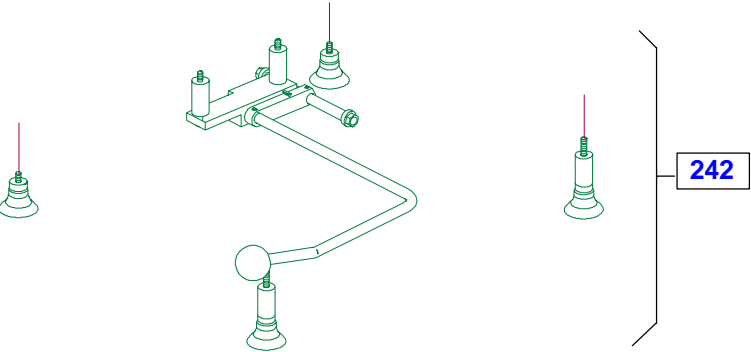


Kit raised installation GSP-H



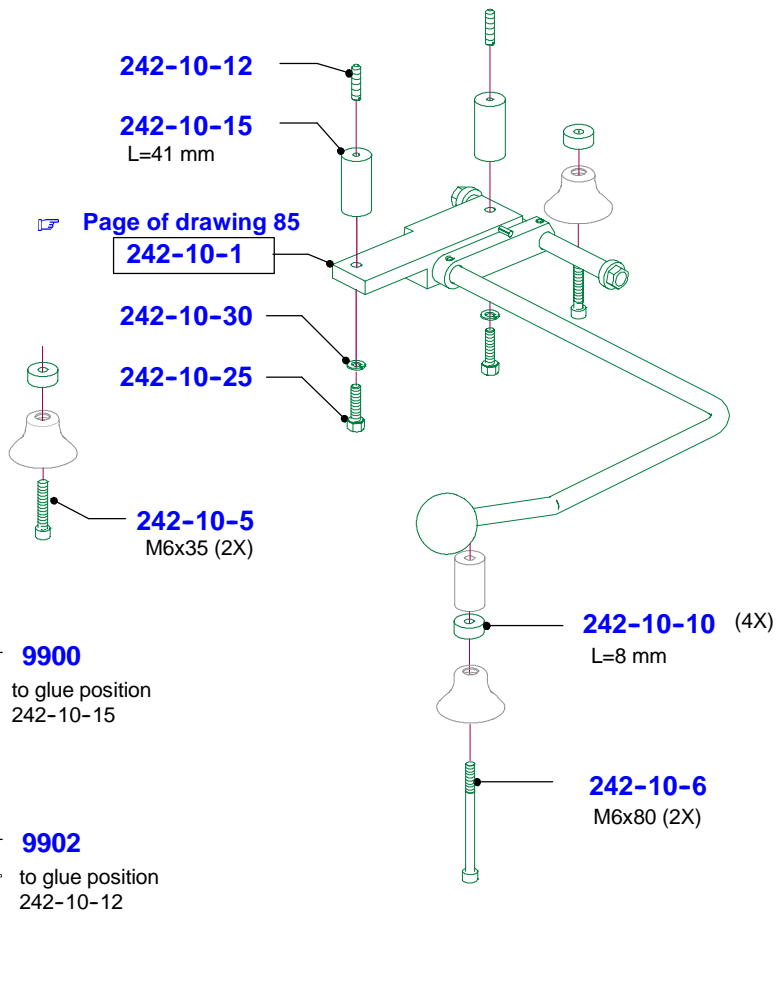
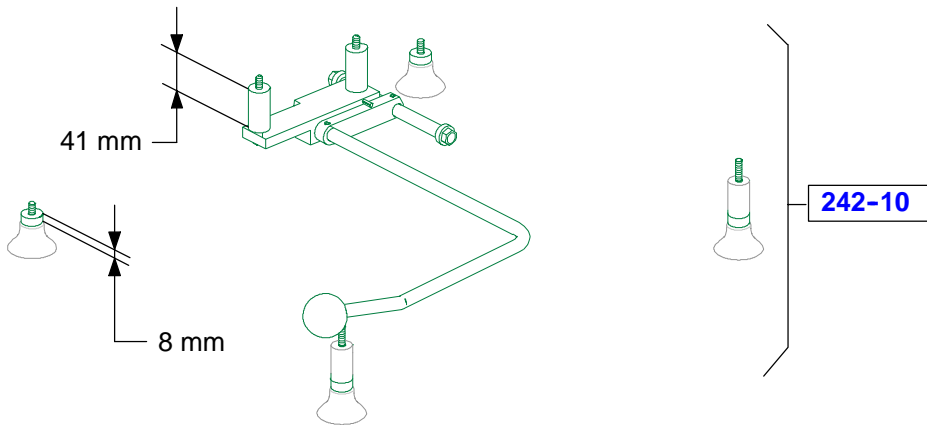
Ease of cleaning/installation

Lifting lever with rubber foot



Ease of cleaning/installation

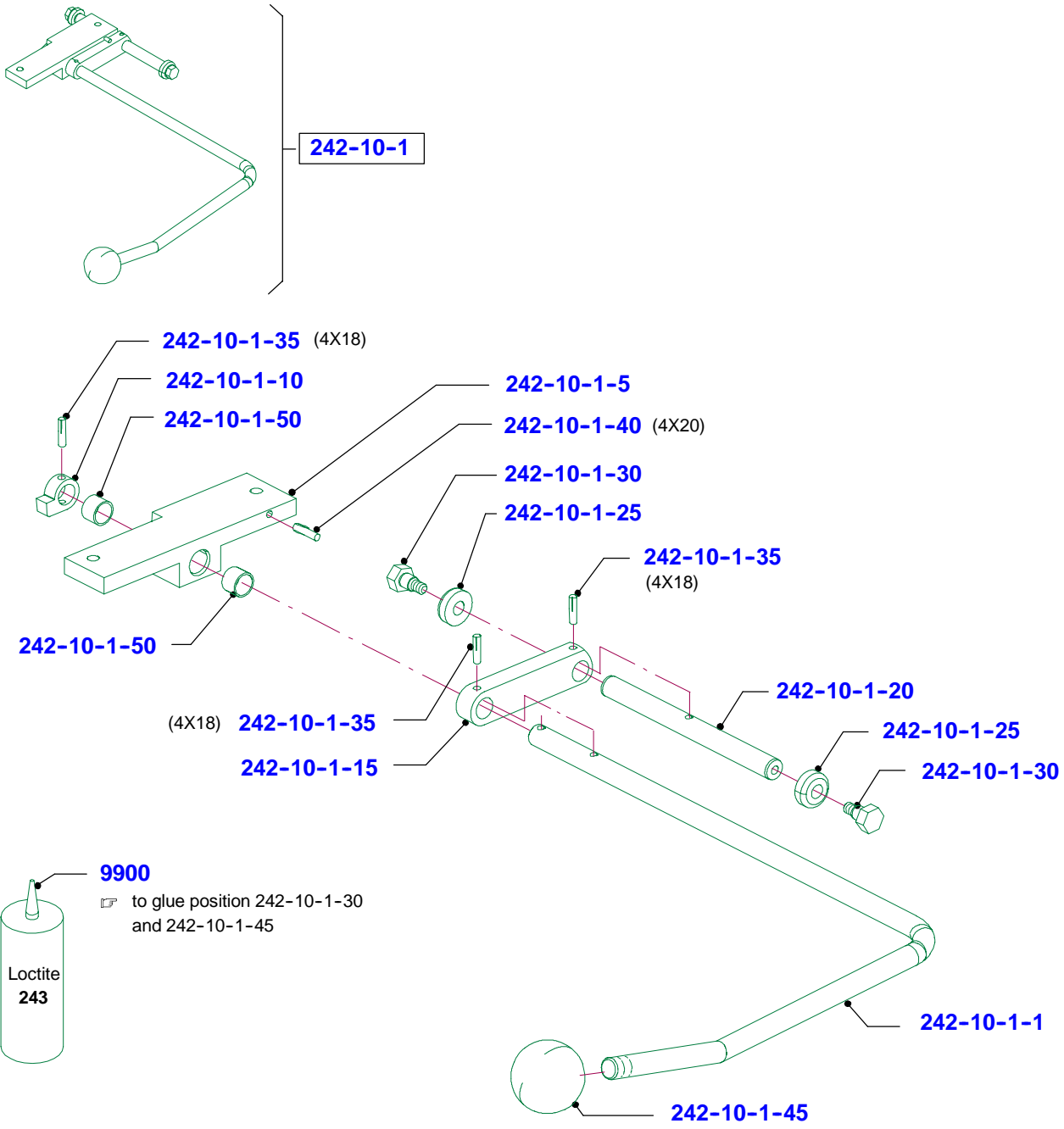
Lifting lever, compl.



Series (code No.) 90.034	Spare parts list No. 037.98.3.1204	GSP H 33 / GSP HC 33	Page of drawing 85
------------------------------------	----------------------------------------------	-----------------------------	------------------------------

Ease of cleaning/installation

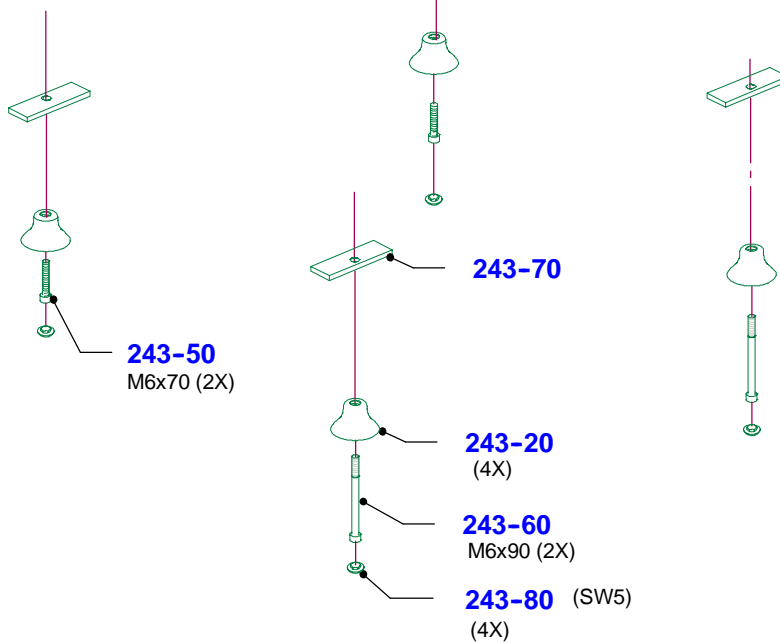
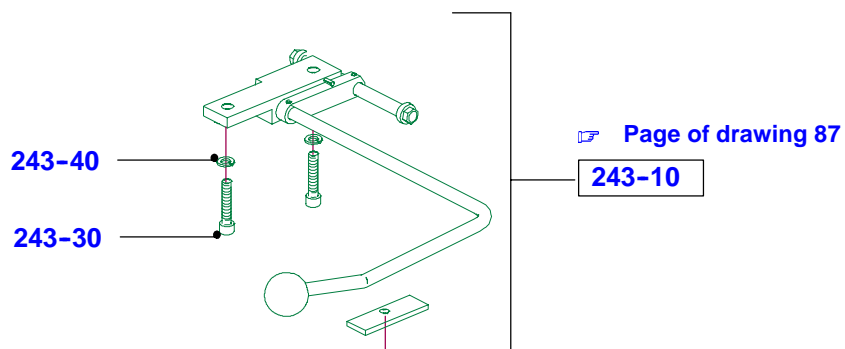
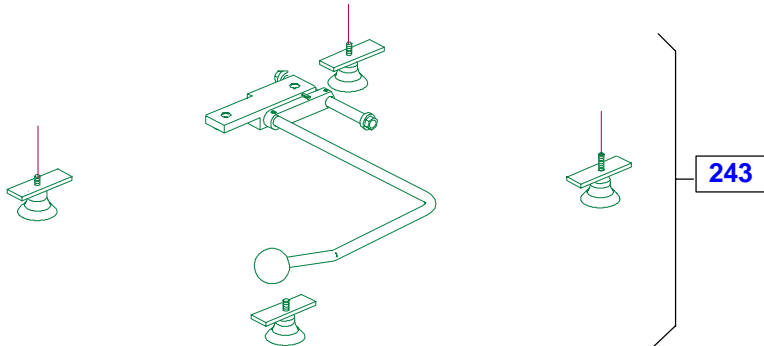
Lifting device, preassembled



Page of drawing 86	GSP H 33 / GSP HC 33	Spare parts list No. 037.98.3.1204	Series (code No.) 90.034
------------------------------	-----------------------------	----------------------------------------------	------------------------------------

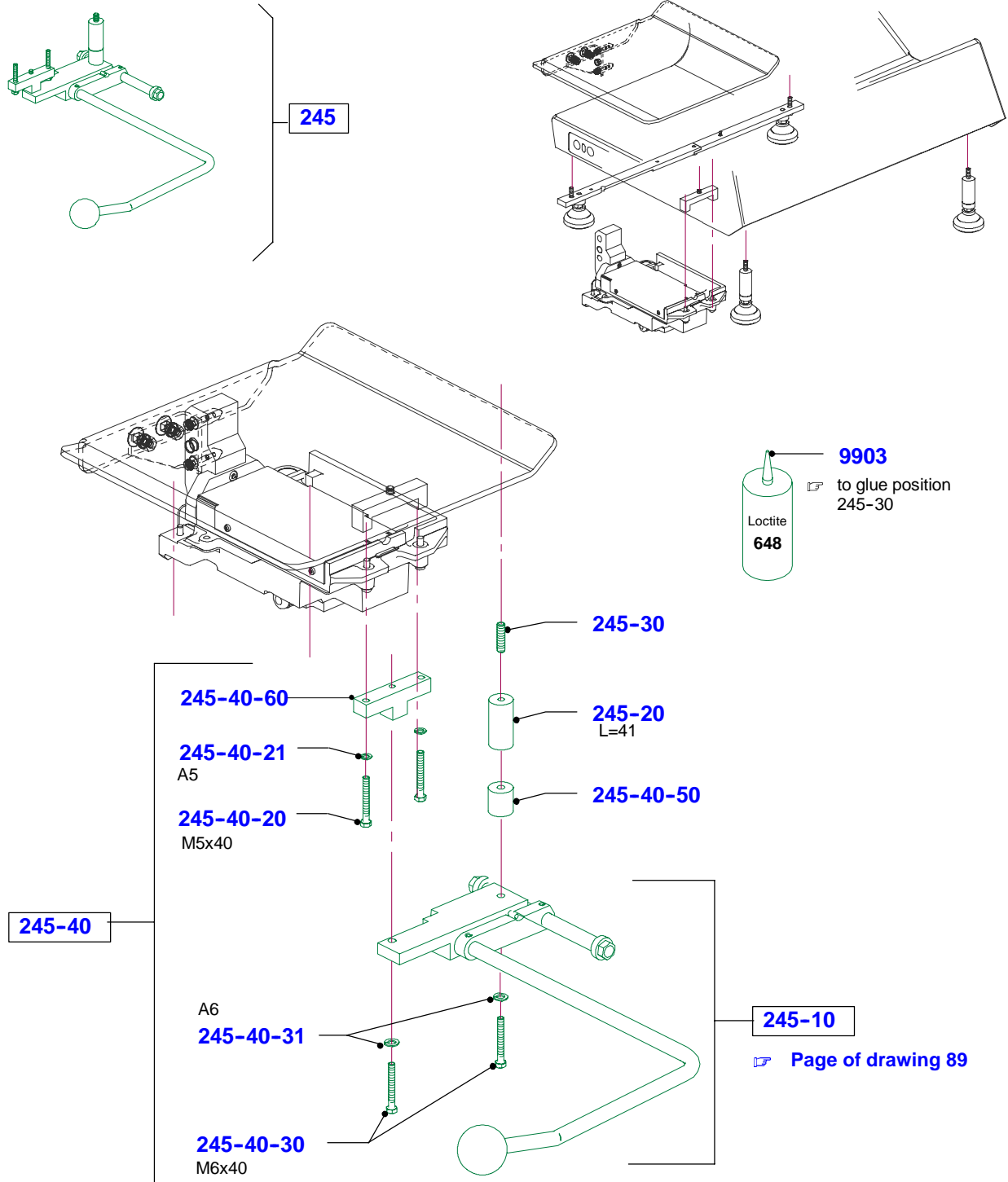
Ease of cleaning/installation

Lifting lever with rubber foot, Brazil



Ease of cleaning/installation

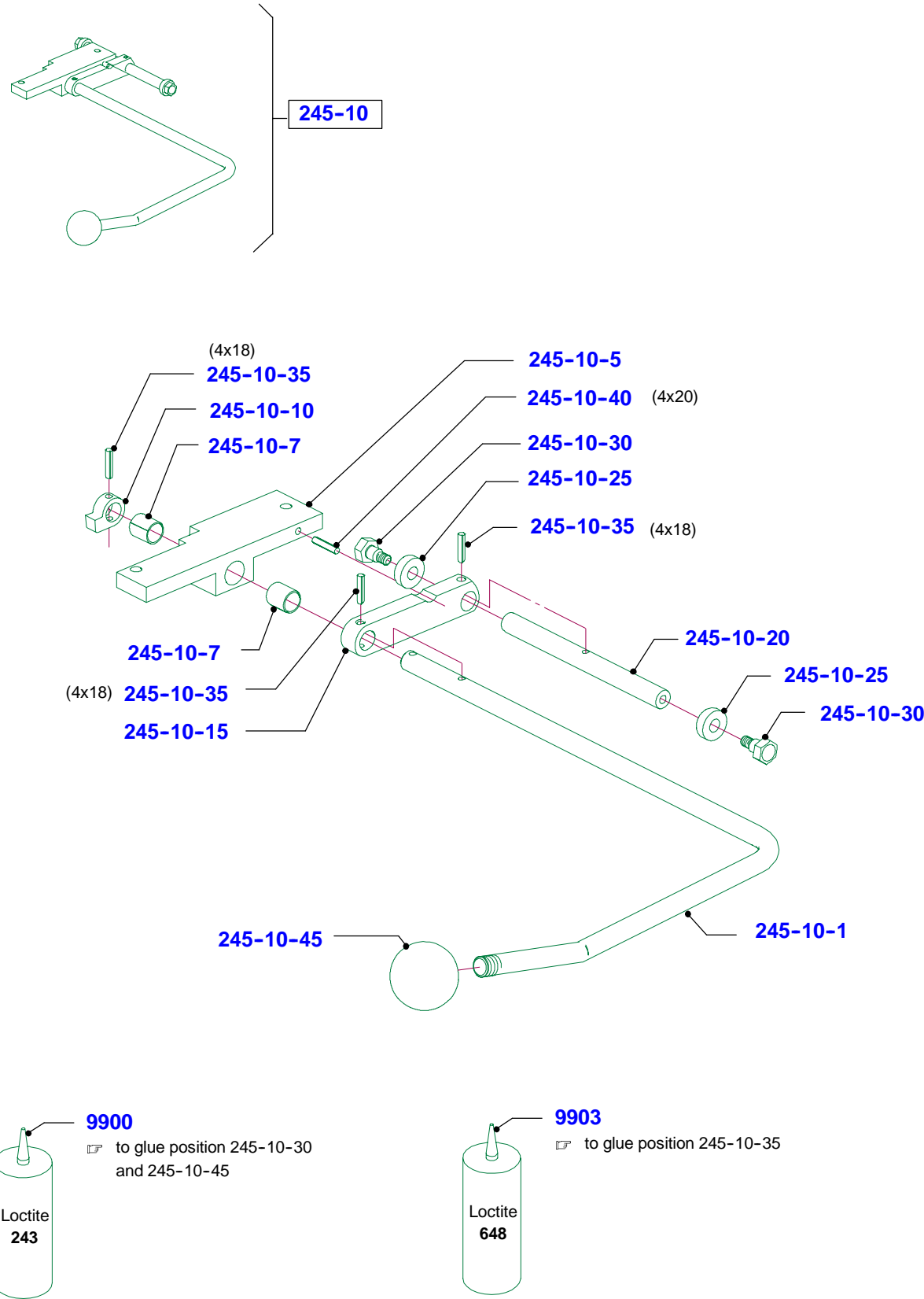
Lifting device GSP H KF



Series (code No.) 90.034	Spare parts list No. 037.98.3.1204	GSP H 33 / GSP HC 33	Page of drawing 89
------------------------------------	----------------------------------------------	-----------------------------	------------------------------

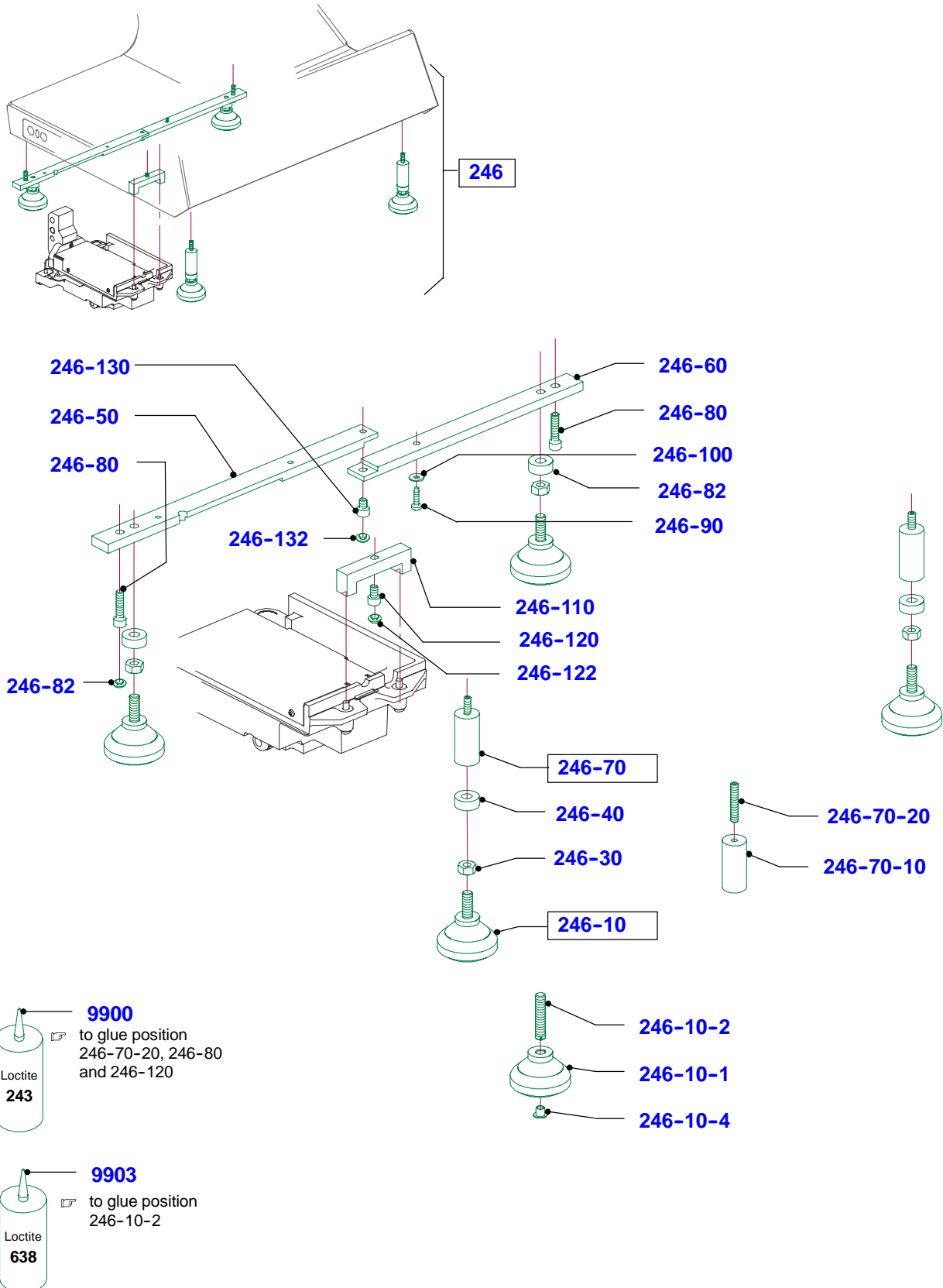
Ease of cleaning/installation

Lifting device, preassembled

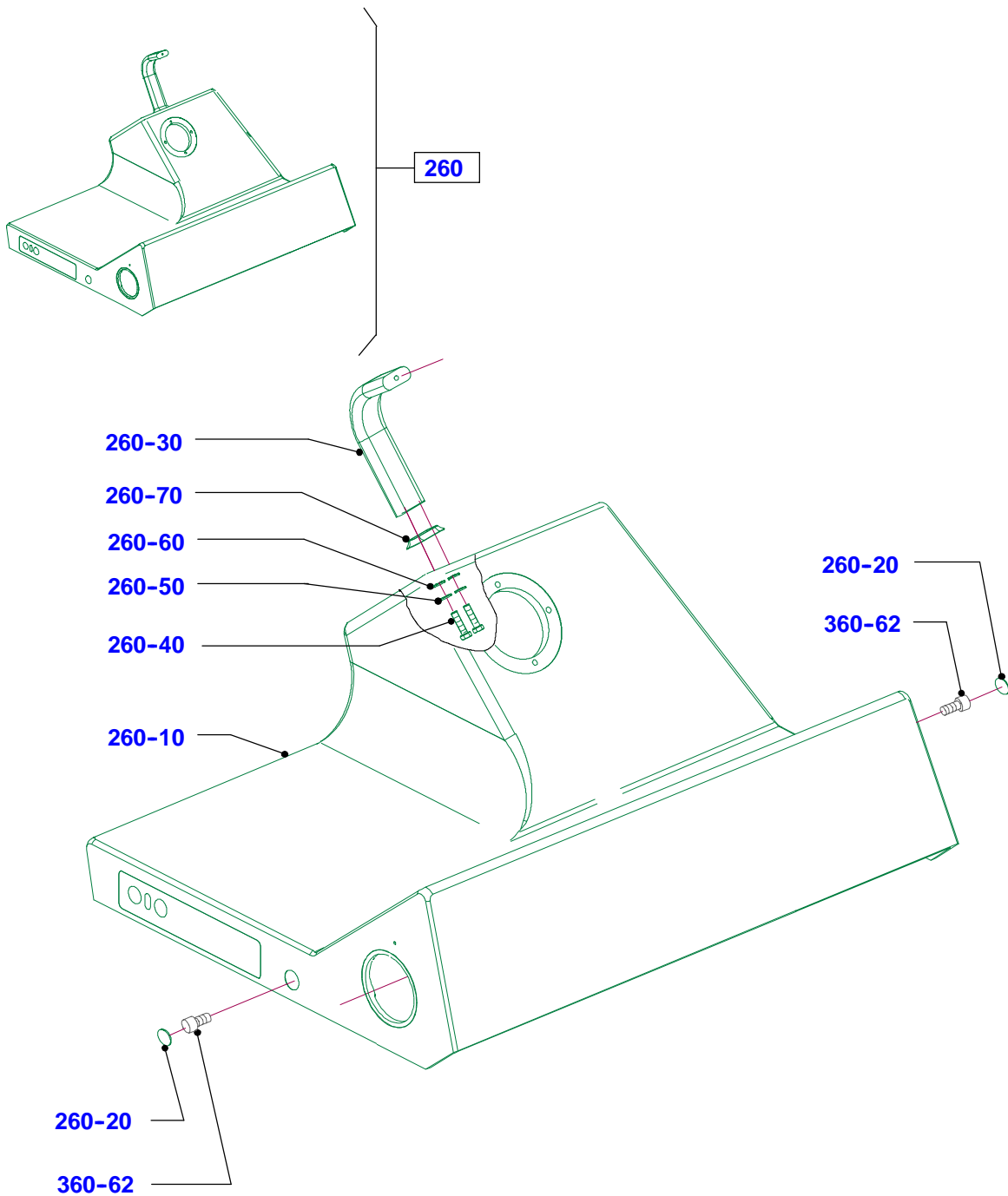


Ease of cleaning/installation

Mounting cpl. GSP H KF

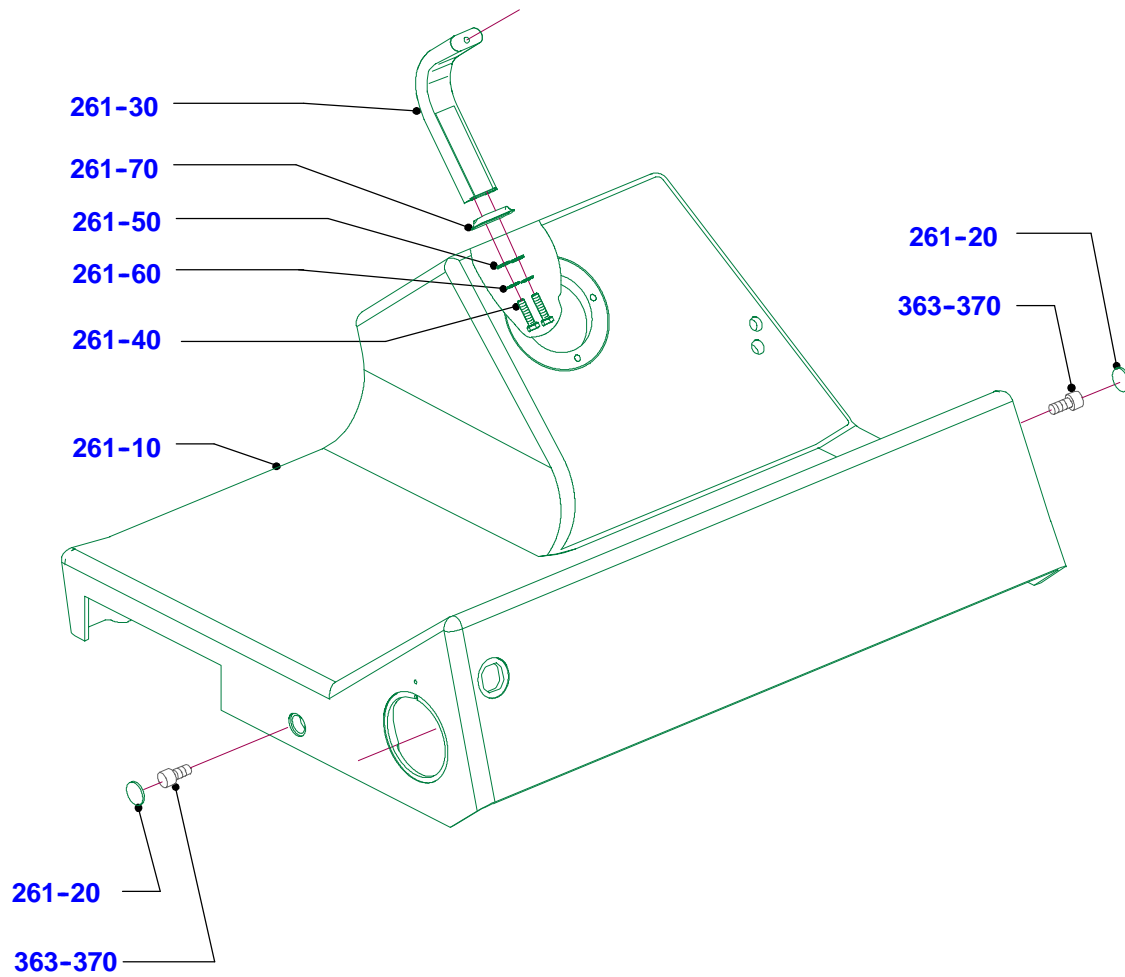
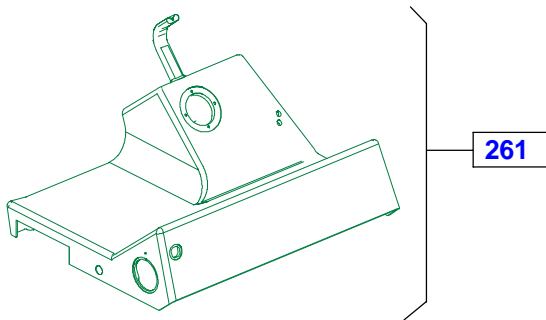


Machine housing raisedlip, compl. - Standard



Page of drawing 92	GSP H 33 / GSP HC 33	Spare parts list No. 037.98.3.1204	Series (code No.) 90.034
------------------------------	-----------------------------	----------------------------------------------	------------------------------------

Machine housing raisedlip, compl. - BR

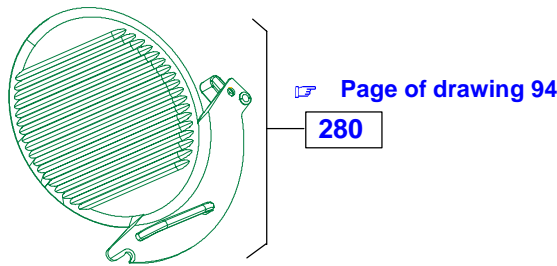


4

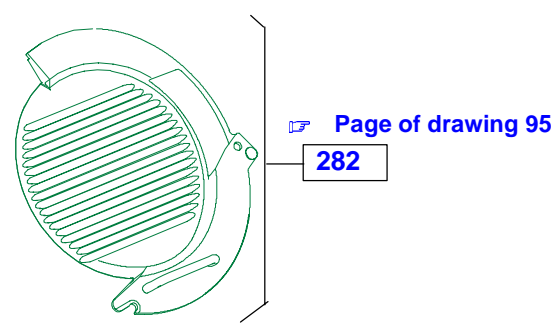
Series (code No.) 90.034	Spare parts list No. 037.98.3.1204	GSP H 33 / GSP HC 33	Page of drawing 93
------------------------------------	----------------------------------------------	-----------------------------	------------------------------

Blade cover

Blade cover (open) compl.



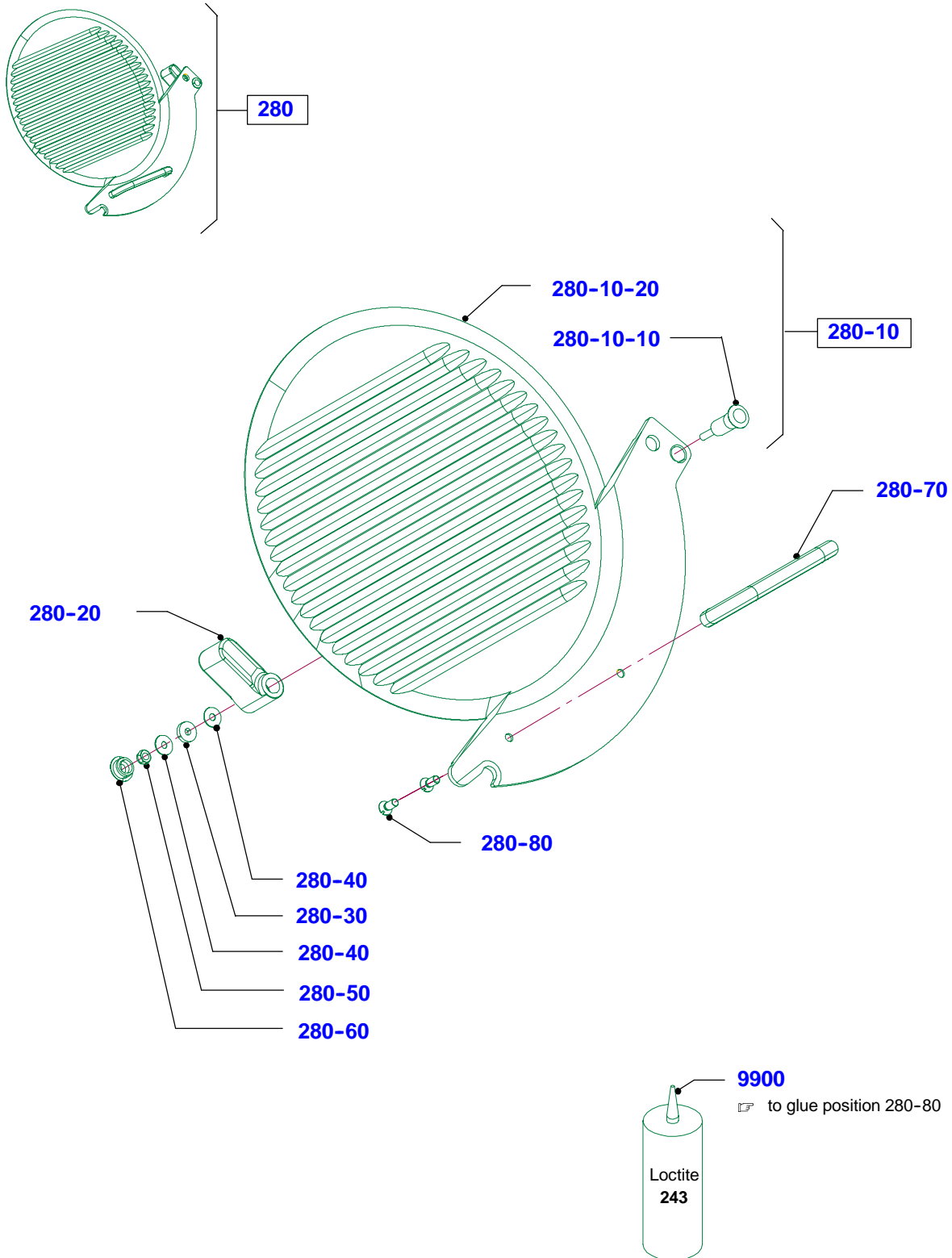
Blade cover (closed) compl.



Page of drawing 94	GSP H 33 / GSP HC 33	Spare parts list No. 037.98.3.1204	Series (code No.) 90.034
------------------------------	-----------------------------	----------------------------------------------	------------------------------------

Blade cover

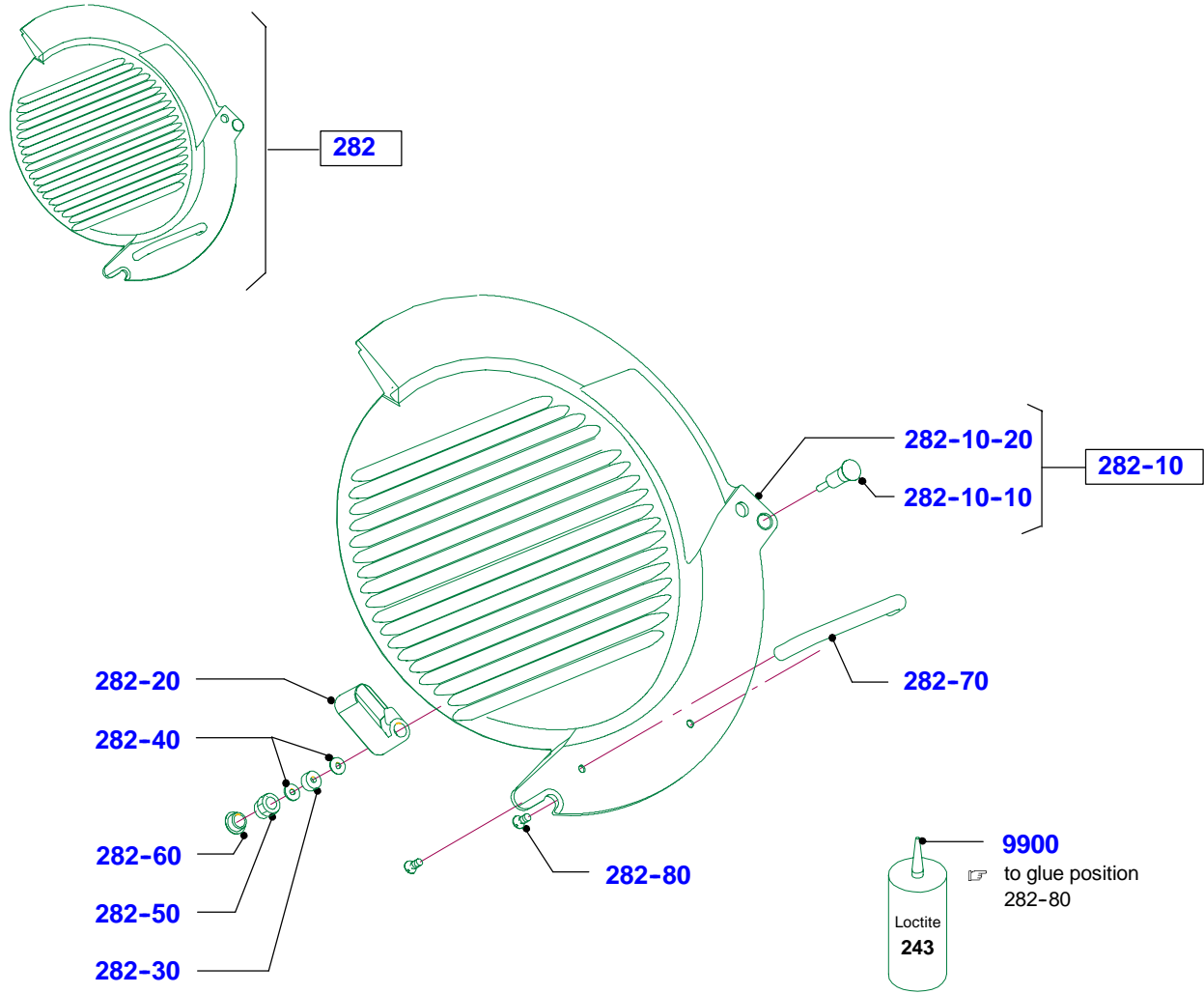
Blade cover (open) compl.



Series (code No.) 90.034	Spare parts list No. 037.98.3.1204	GSP H 33 / GSP HC 33	Page of drawing 95
------------------------------------	----------------------------------------------	-----------------------------	------------------------------

Blade cover

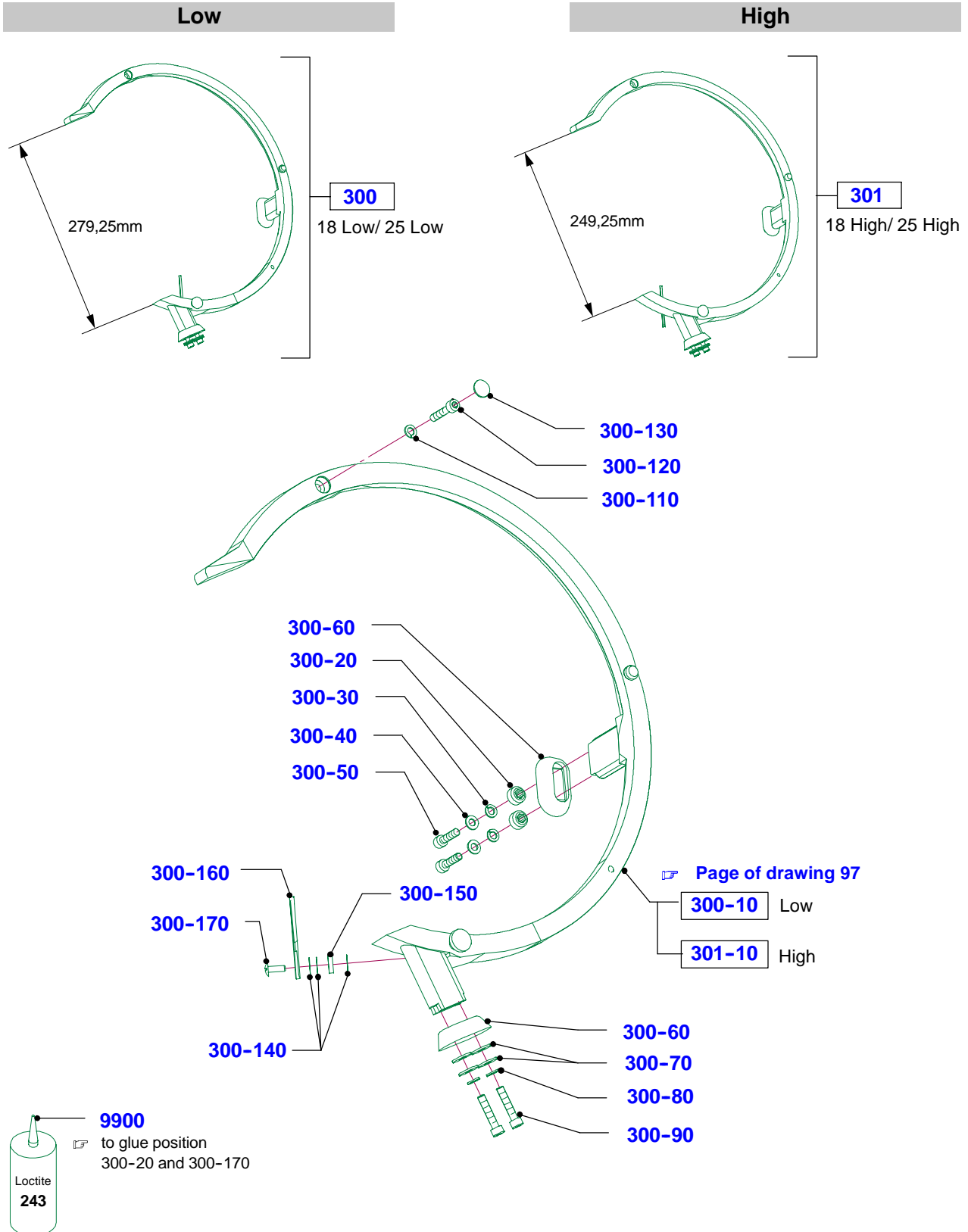
Blade cover (closed) compl.



Page of drawing 96	GSP H 33 / GSP HC 33	Spare parts list No. 037.98.3.1204	Series (code No.) 90.034
------------------------------	-----------------------------	----------------------------------------------	------------------------------------

Blade guard ring

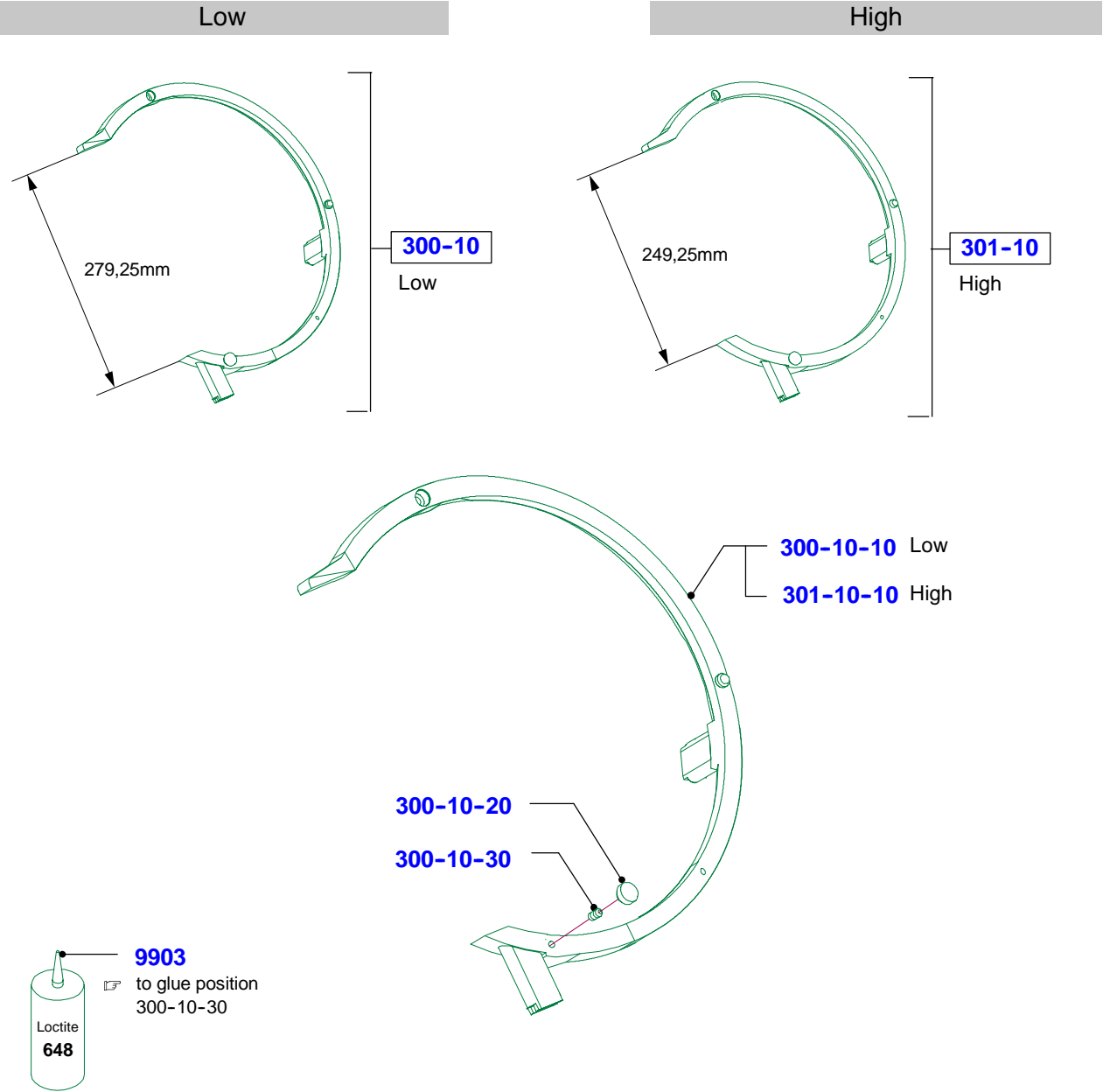
Blade guard ring plastic 330mm, 18L/25L or 18H/25H



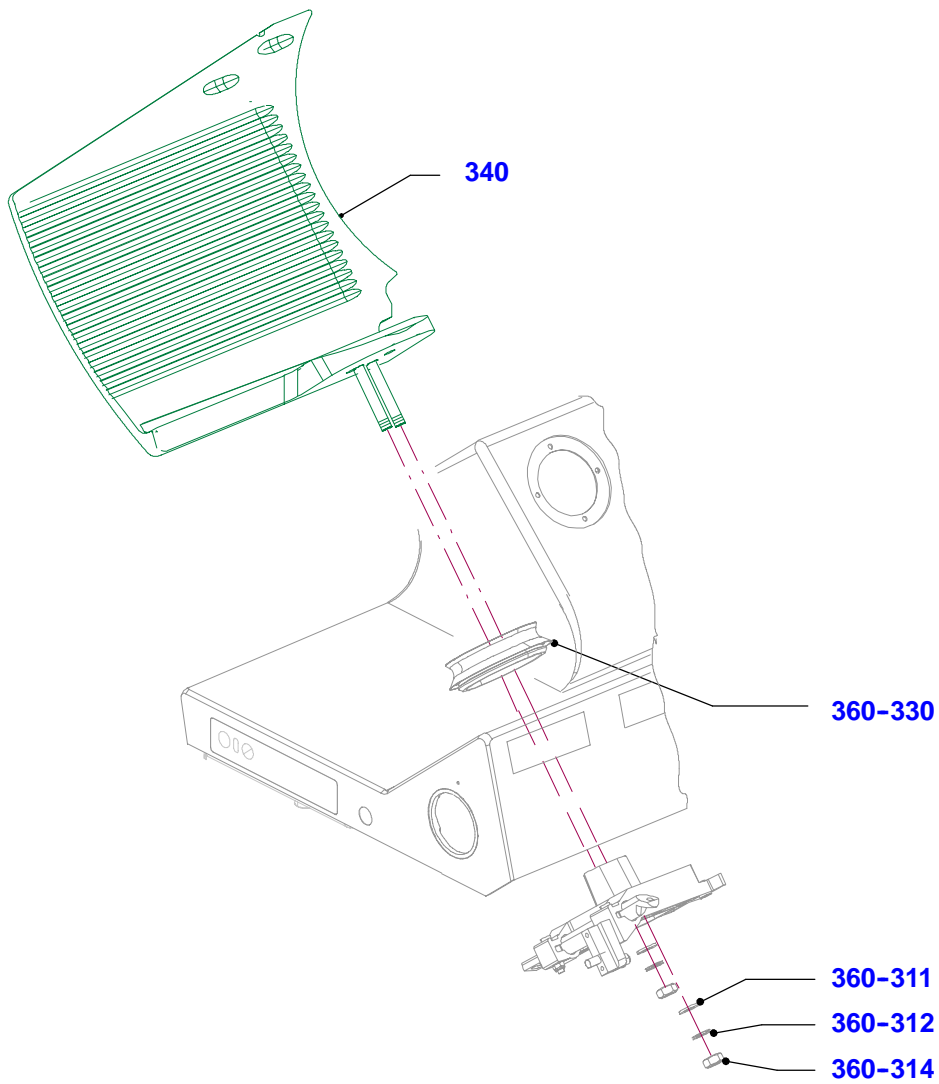
Series (code No.) 90.034	Spare parts list No. 037.98.3.1204	GSP H 33 / GSP HC 33	Page of drawing 97
------------------------------------	----------------------------------------------	-----------------------------	------------------------------

Blade guard ring

Blade guard ring plastic, preassembled, Low or High

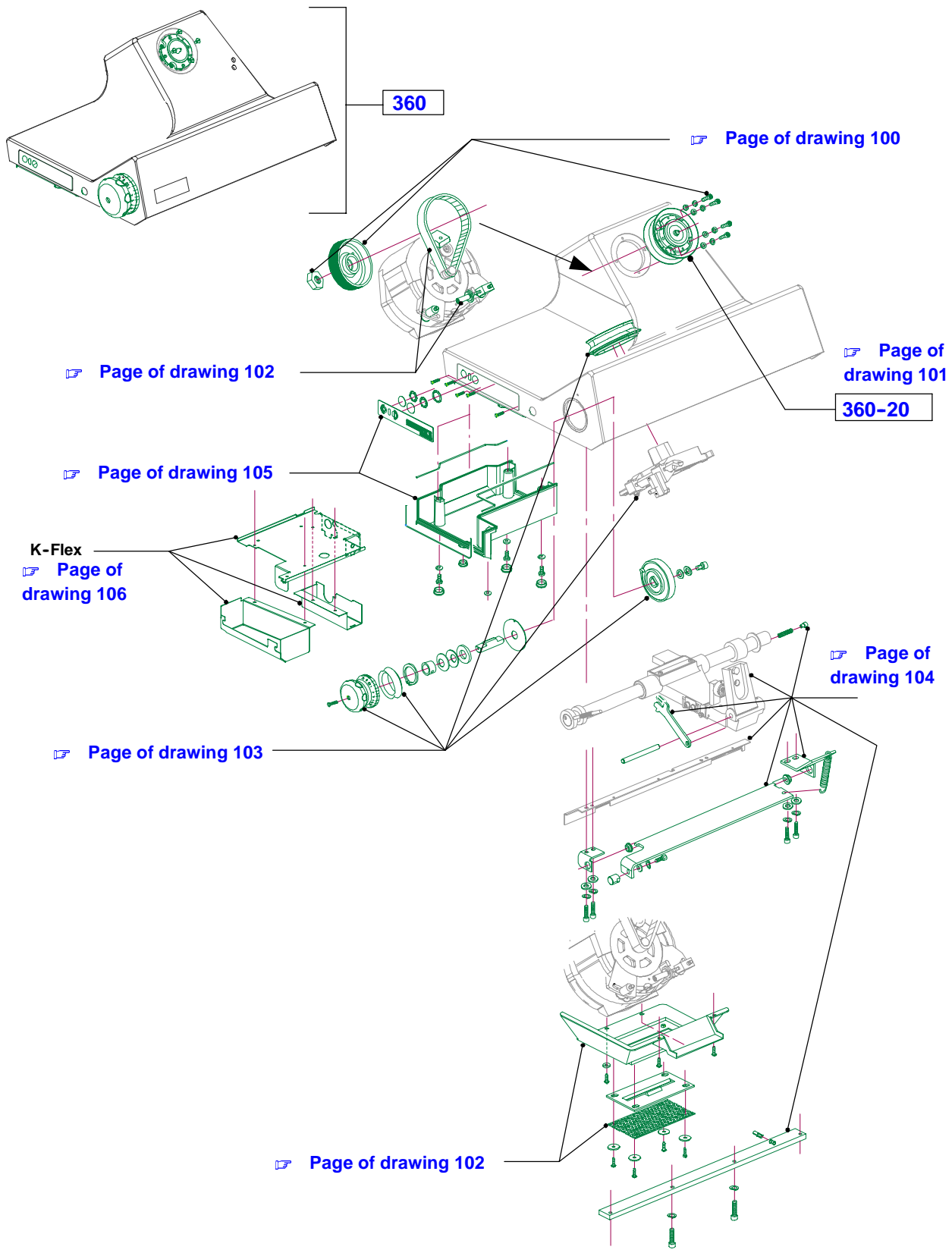


Gauge plate



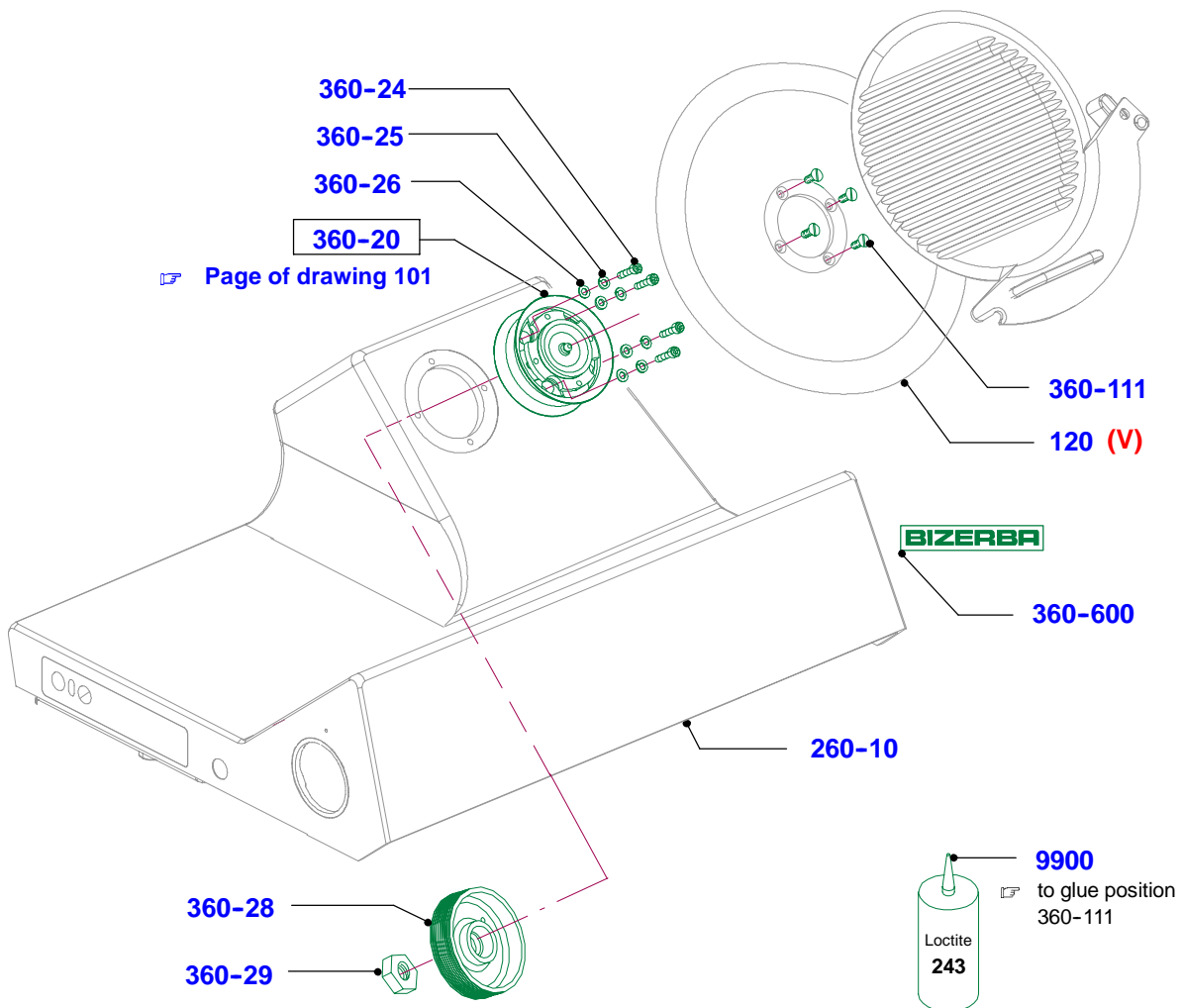
Series (code No.) 90.034	Spare parts list No. 037.98.3.1204	GSP H 33 / GSP HC 33	Page of drawing 99
------------------------------------	----------------------------------------------	-----------------------------	------------------------------

Basic components GSP H - Standard, Illumination, K-Flex



Page of drawing 100	GSP H 33 / GSP HC 33	Spare parts list No. 037.98.3.1204	Series (code No.) 90.034
-------------------------------	-----------------------------	----------------------------------------------	------------------------------------

Basic components GSP H - Standard, Illumination, K-Flex

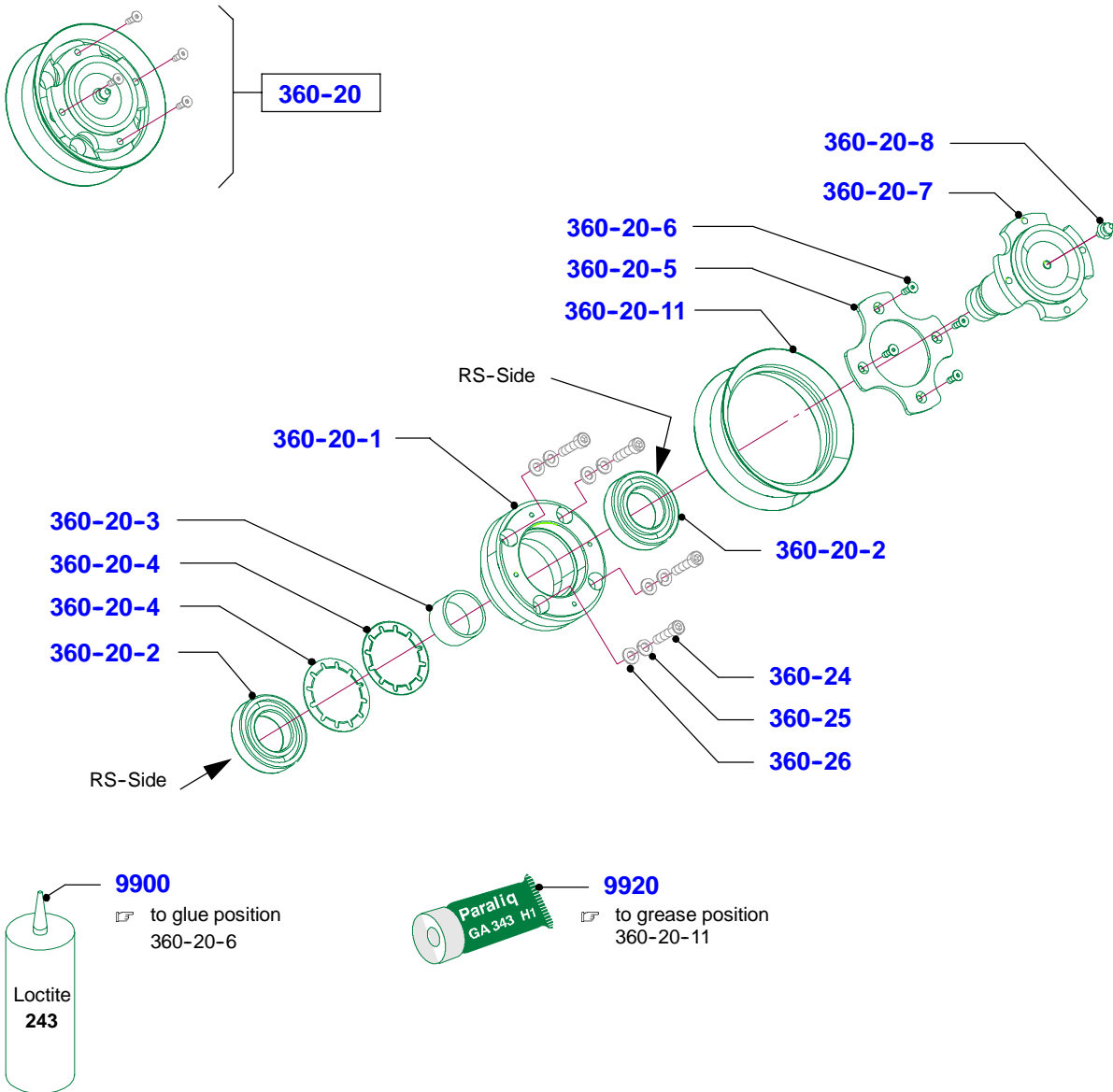


4

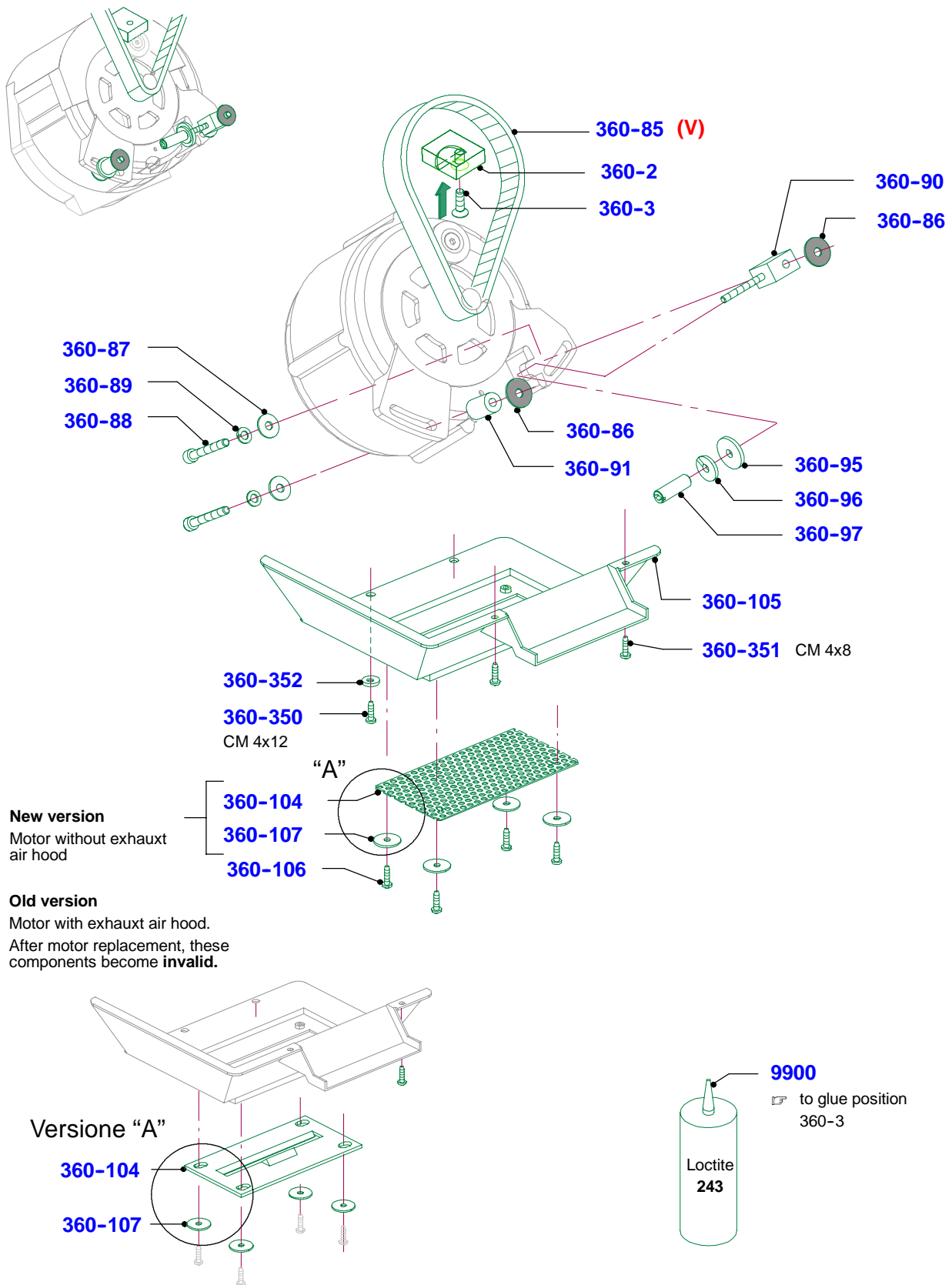
Series (code No.) 90.034	Spare parts list No. 037.98.3.1204	GSP H 33 / GSP HC 33	Page of drawing 101
------------------------------------	----------------------------------------------	-----------------------------	-------------------------------

Basic components GSP H - Standard, Illumination, K-Flex

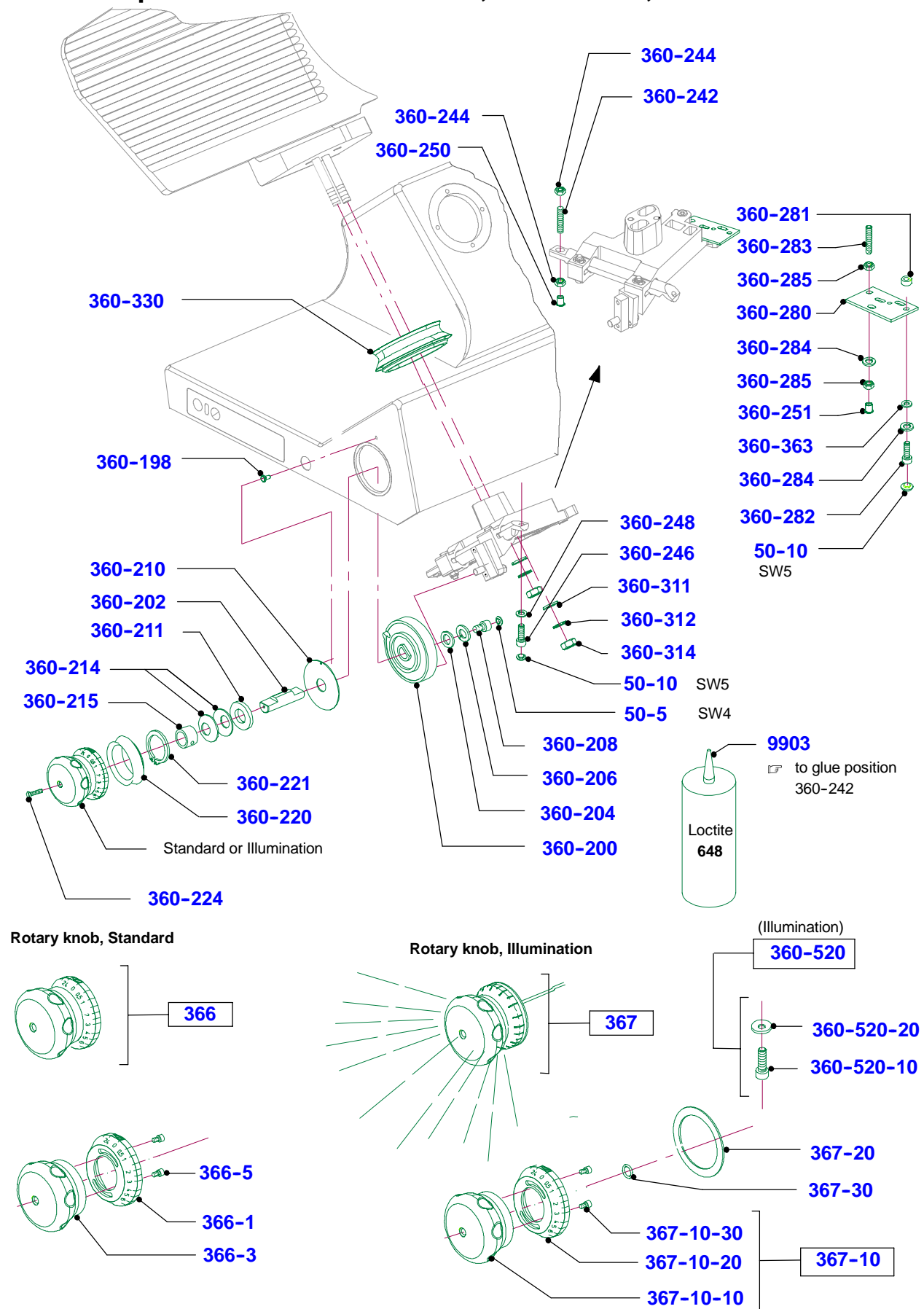
Blade bearing, preass.



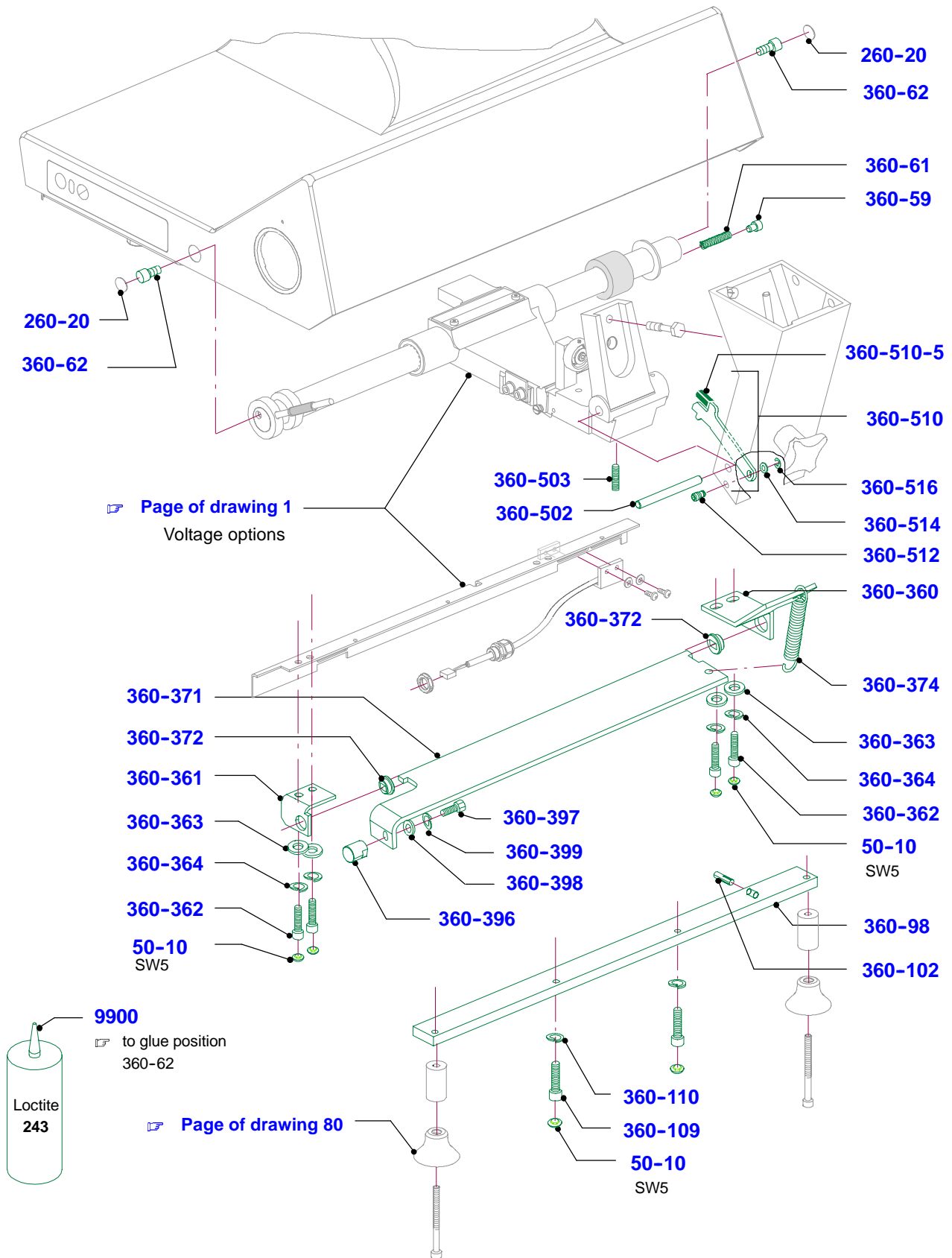
Basic components GSP H - Standard, Illumination, K-Flex



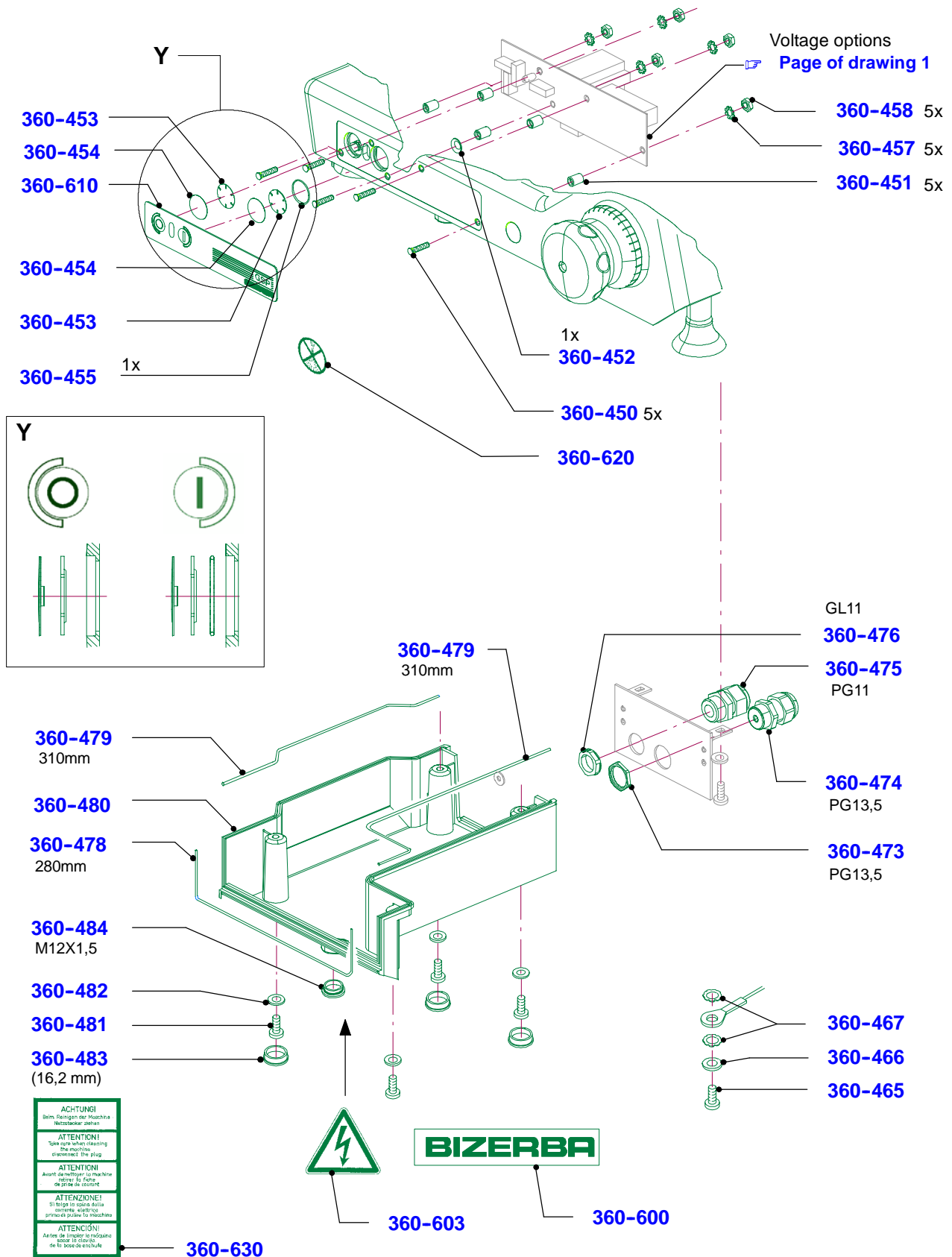
Basic components GSP H - Standard, Illumination, K-Flex



Basic components GSP H - Standard, Illumination, K-Flex



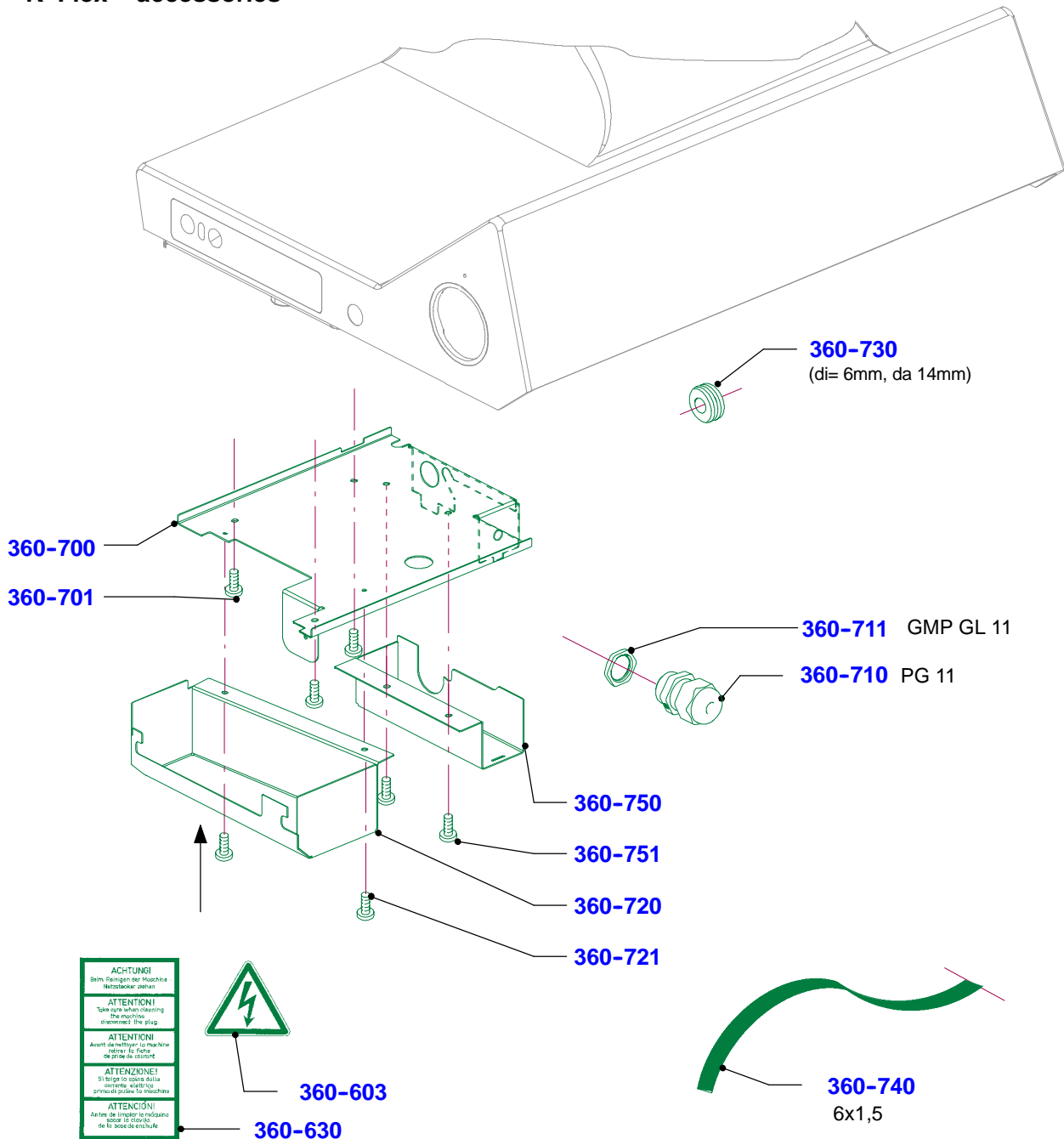
Basic components GSP H - Standard, Illumination, K-Flex



Basic components GSP H - Standard, Illumination, K-Flex

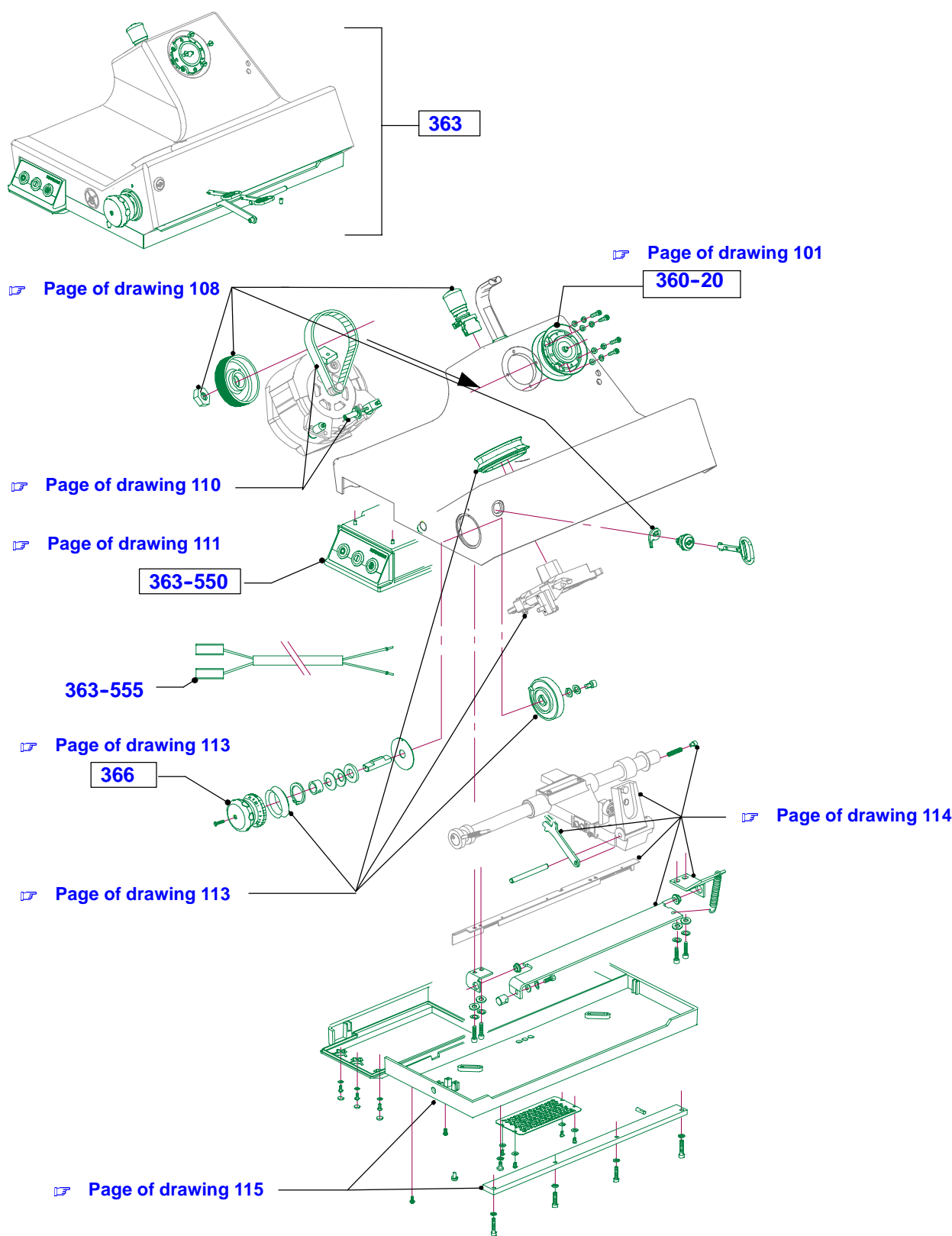
K-Flex - accessories

4



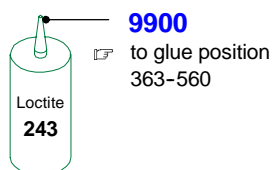
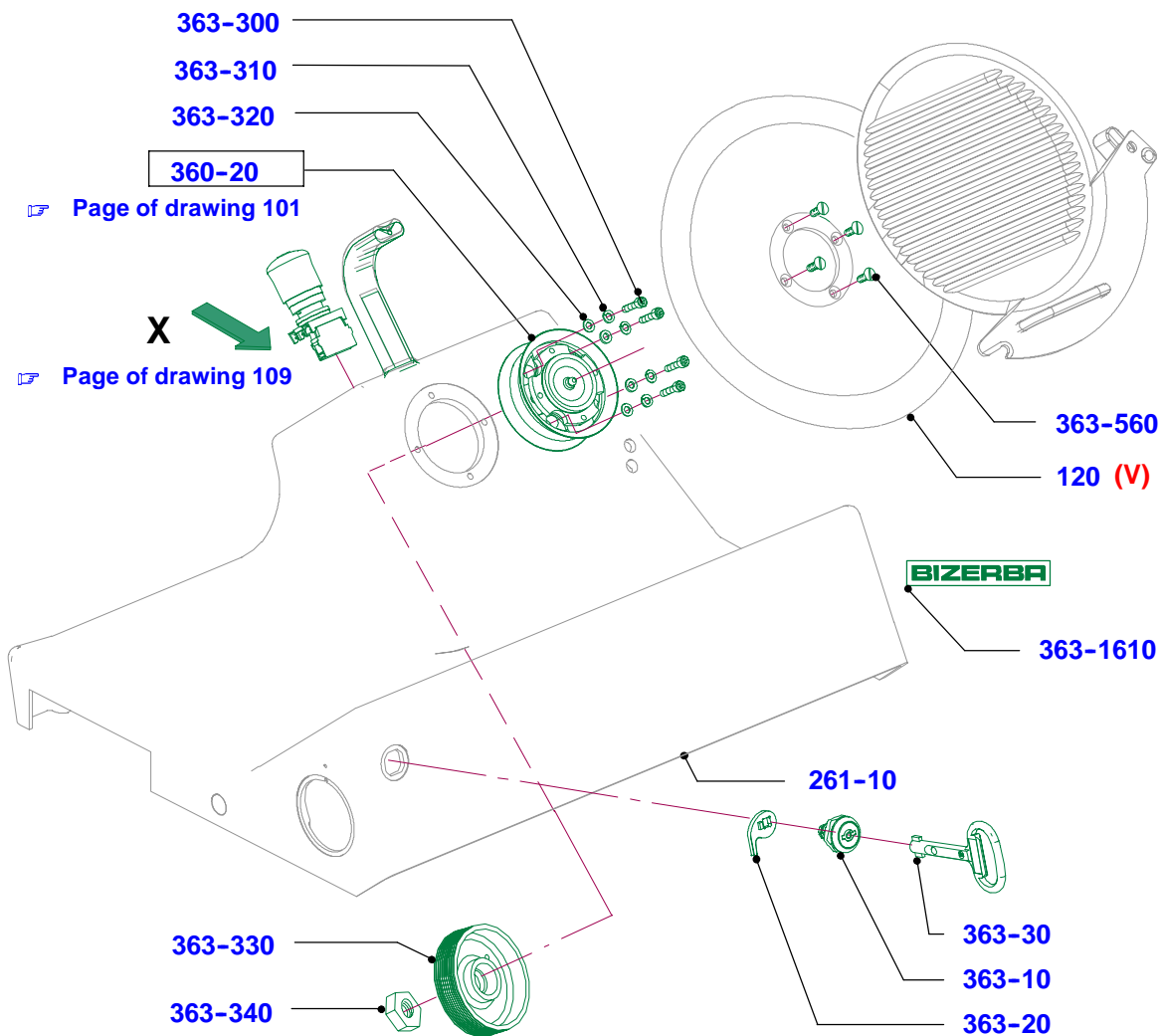
Series (code No.) 90.034	Spare parts list No. 037.98.3.1204	GSP H 33 / GSP HC 33	Page of drawing 107
------------------------------------	----------------------------------------------	-----------------------------	-------------------------------

Basic components GSP H BR



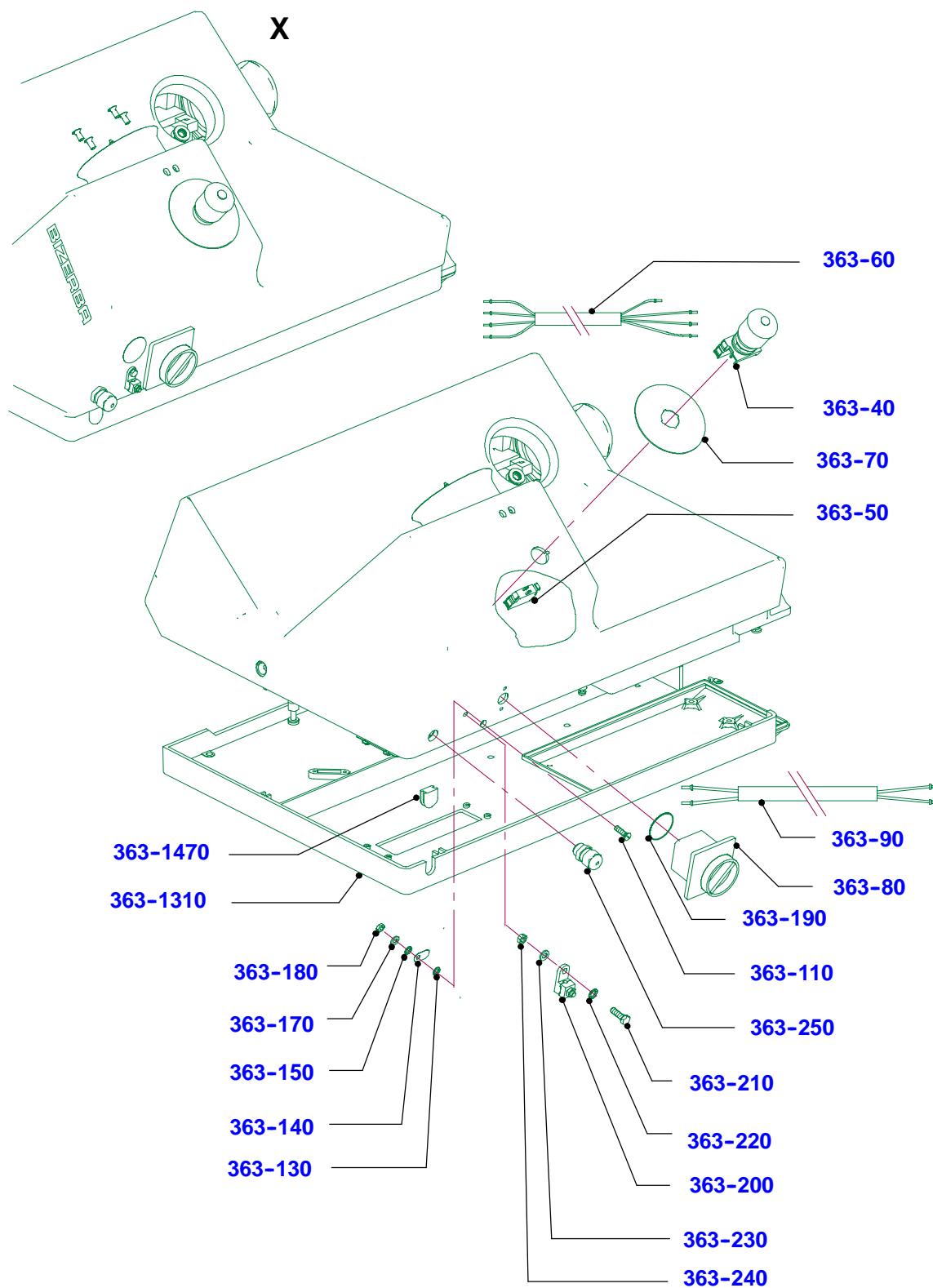
Page of drawing 108	GSP H 33 / GSP HC 33	Spare parts list No. 037.98.3.1204	Series (code No.) 90.034
-------------------------------	-----------------------------	----------------------------------------------	------------------------------------

Basic components GSP H BR



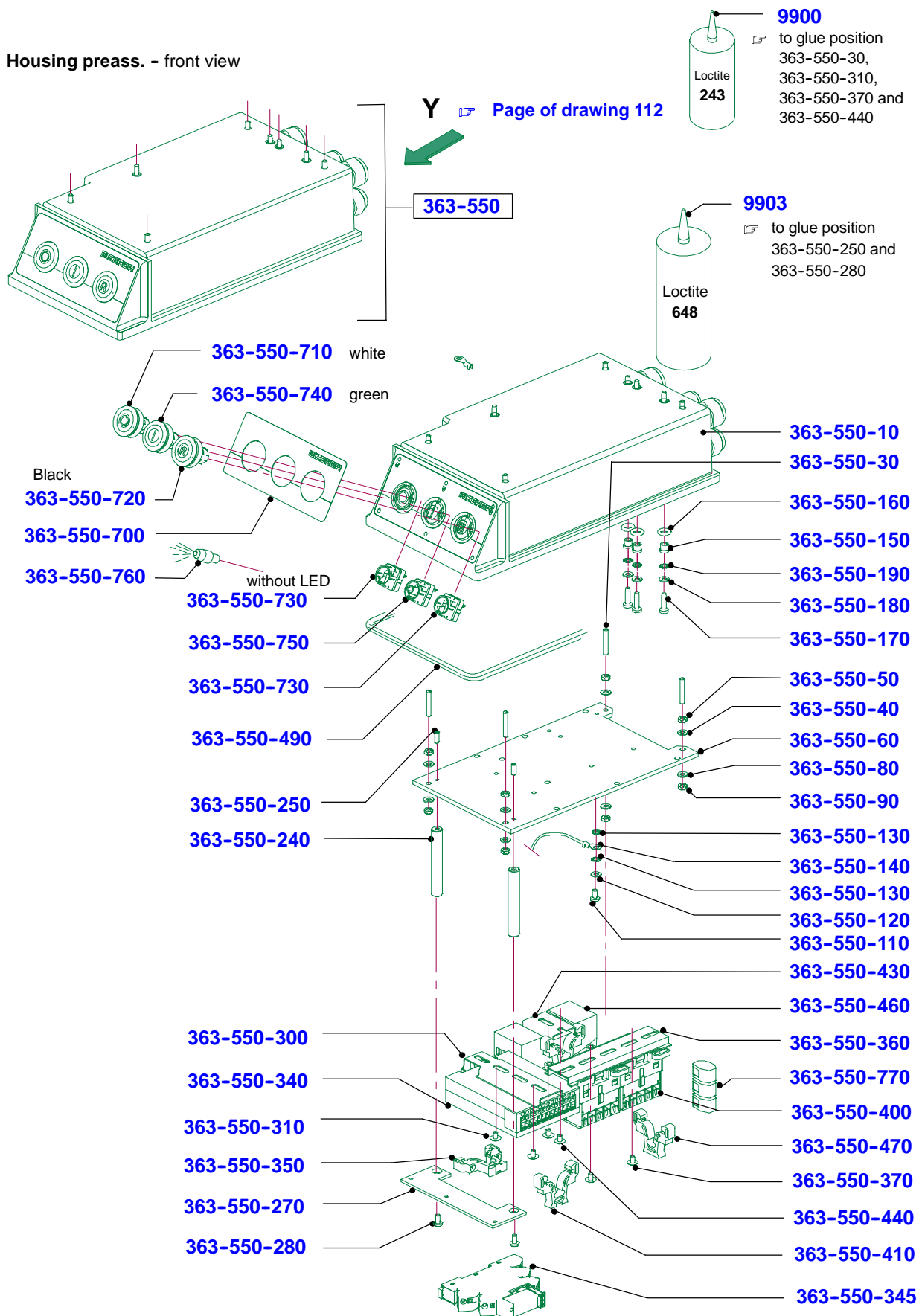
Basic components GSP H BR

Off / emergency - switch, push button emergency stop



Basic components GSP H BR

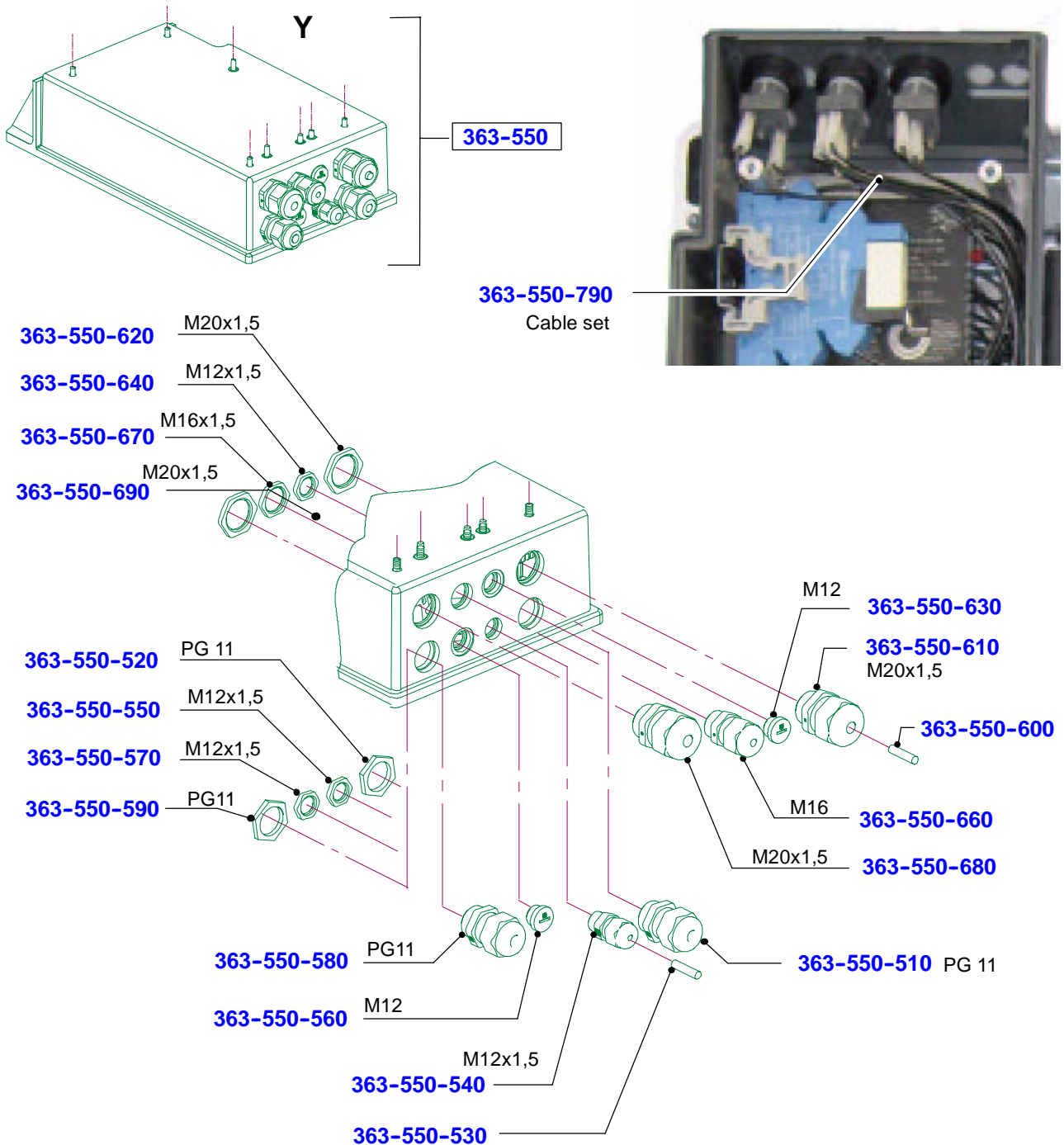
Housing preass. - front view



Page of drawing 112	GSP H 33 / GSP HC 33	Spare parts list No. 037.98.3.1204	Series (code No.) 90.034
-------------------------------	-----------------------------	----------------------------------------------	------------------------------------

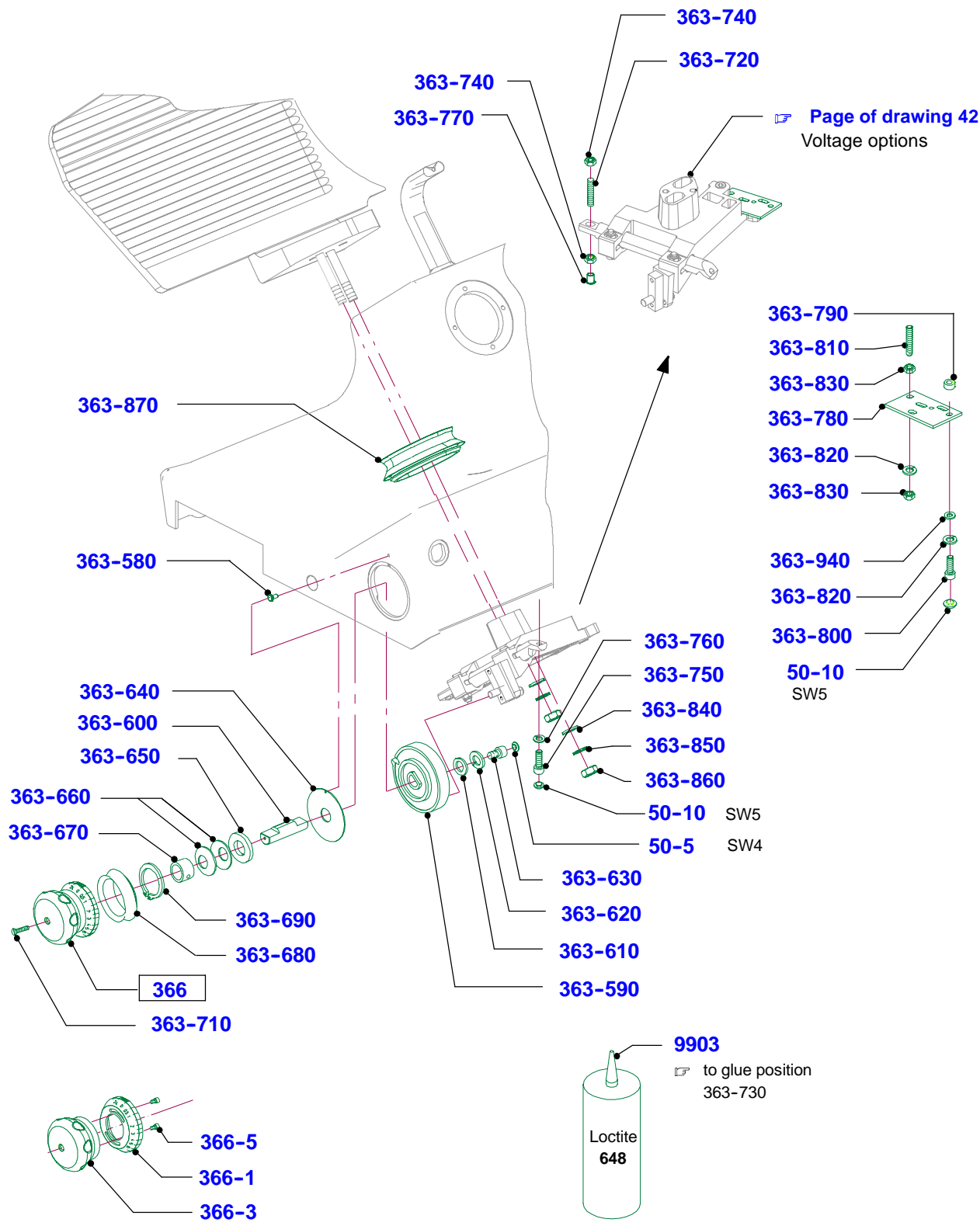
Basic components GSP H BR

Housing preass. - back view



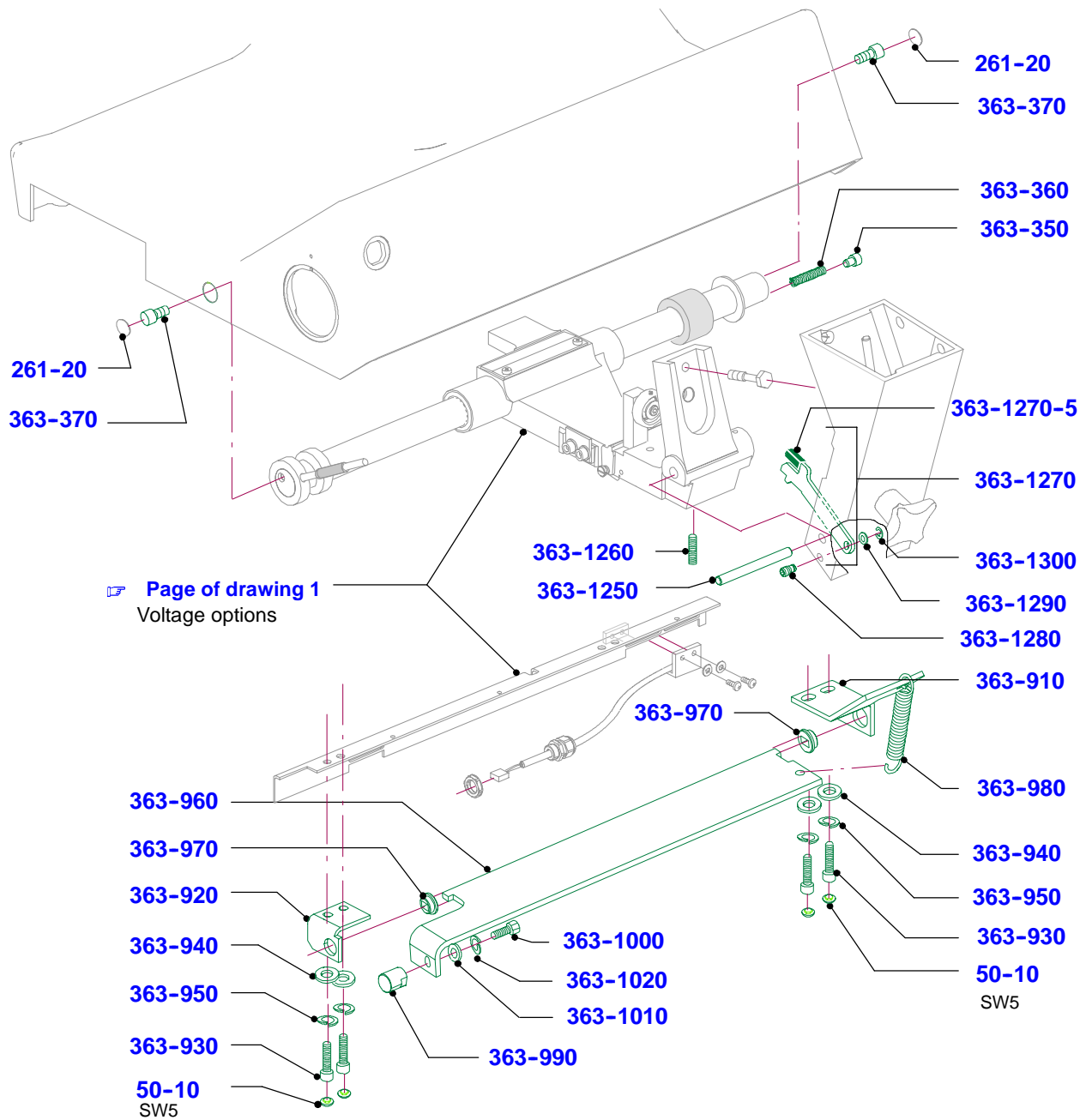
Series (code No.) 90.034	Spare parts list No. 037.98.3.1204	GSP H 33 / GSP HC 33	Page of drawing 113
------------------------------------	----------------------------------------------	-----------------------------	-------------------------------

Basic components GSP H BR



Page of drawing 114	GSP H 33 / GSP HC 33	Spare parts list No. 037.98.3.1204	Series (code No.) 90.034
-------------------------------	-----------------------------	----------------------------------------------	------------------------------------

Basic components GSP H BR



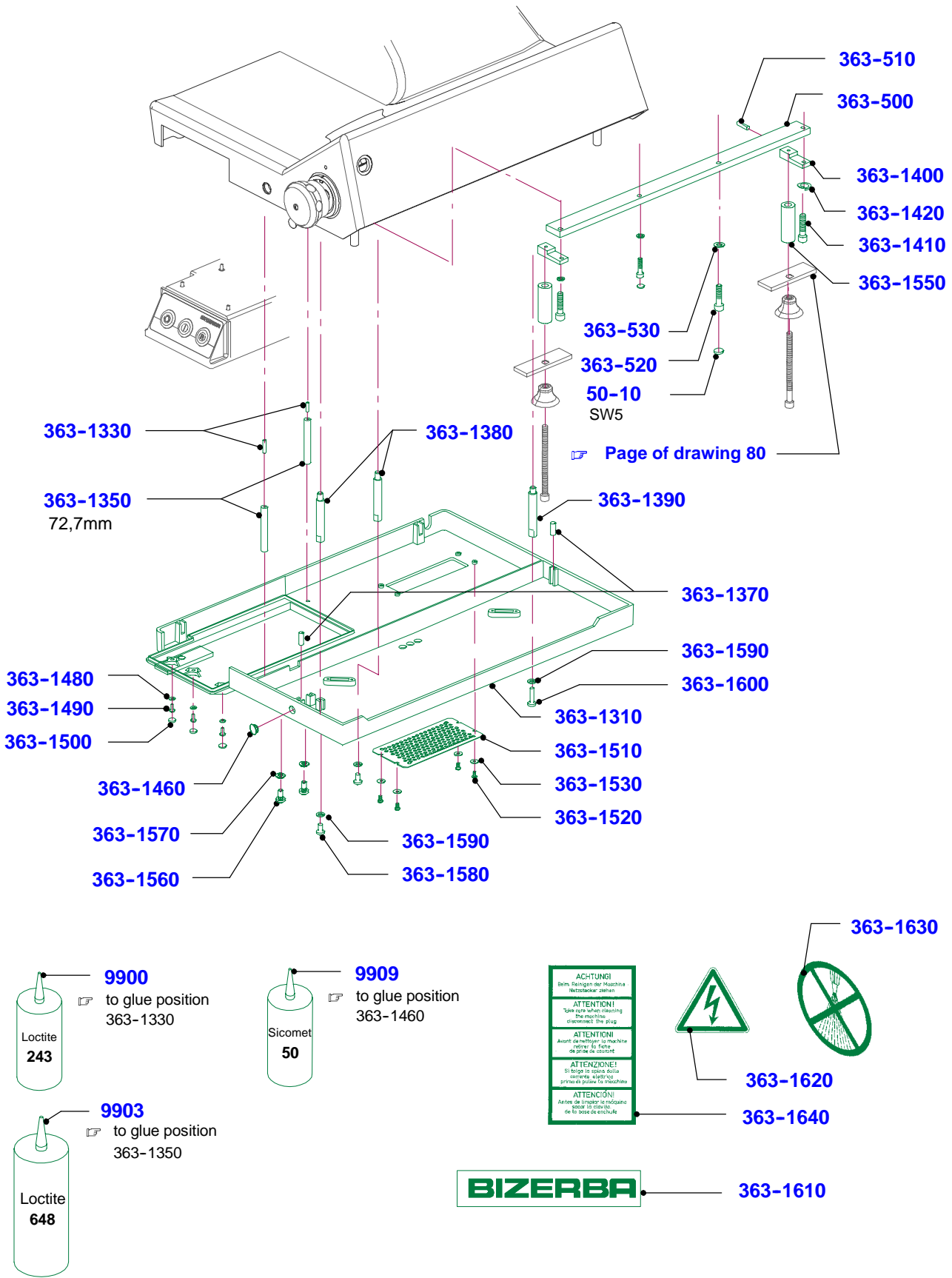
Page of drawing 1
Voltage options

9900

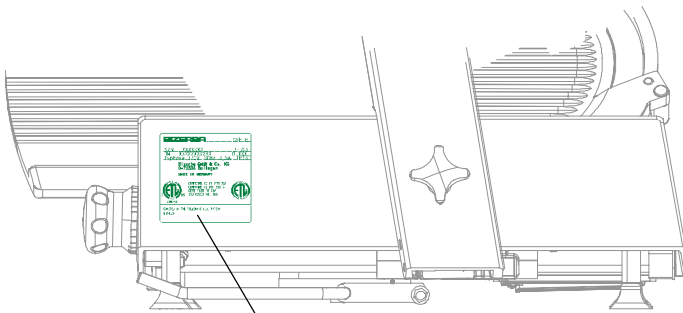
to glue position
363-370



Basic components GSP H BR



Nameplate and plate



Nameplate



440 GSP Ibero
Provide device number



441 Neutral
Provide device number



442 80X80 mm



443 BR



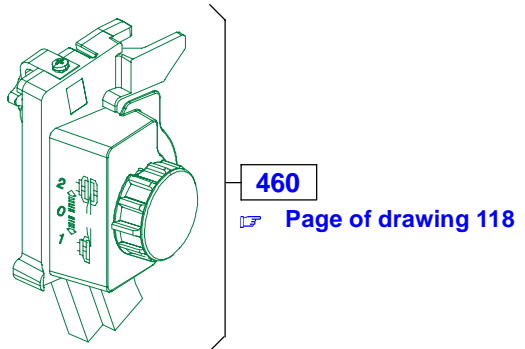
820

Series (code No.) 90.034	Spare parts list No. 037.98.3.1204	GSP H 33 / GSP HC 33	Page of drawing 117
------------------------------------	----------------------------------------------	-----------------------------	-------------------------------

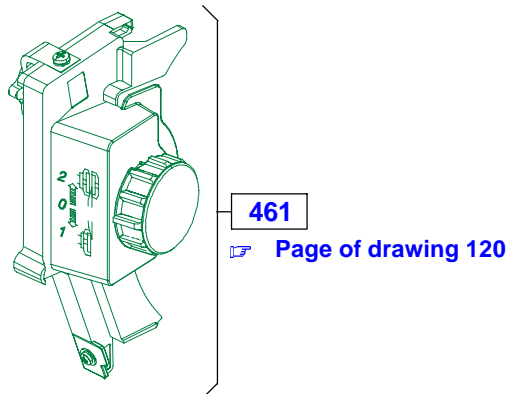
Grinder

Overview

Grinder NSF compl. 18H 25H



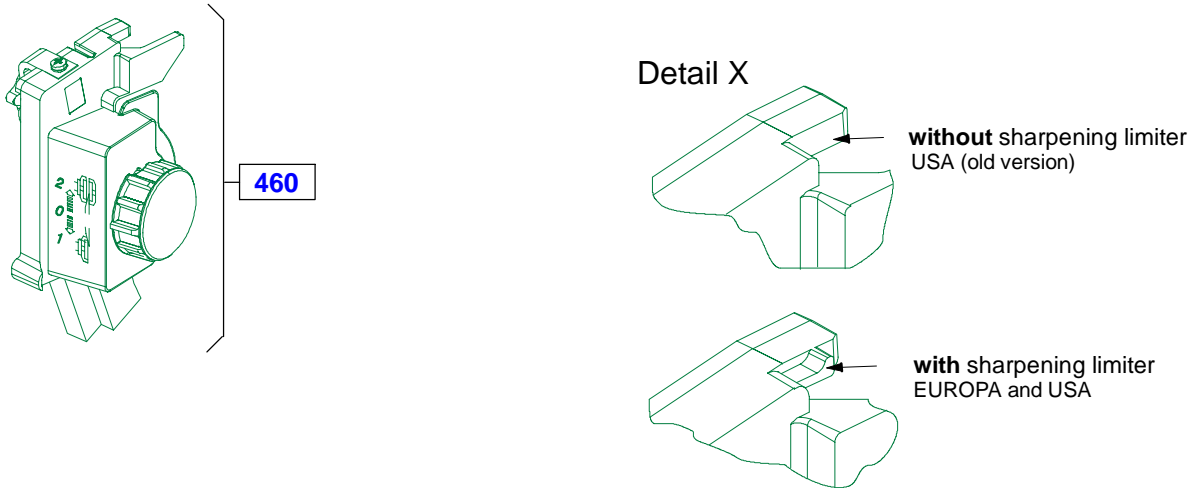
Grinder NSF compl. 18L 25L



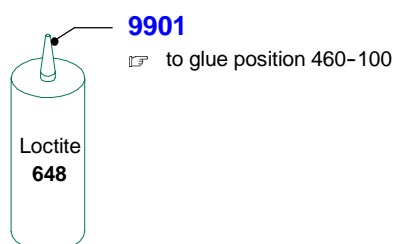
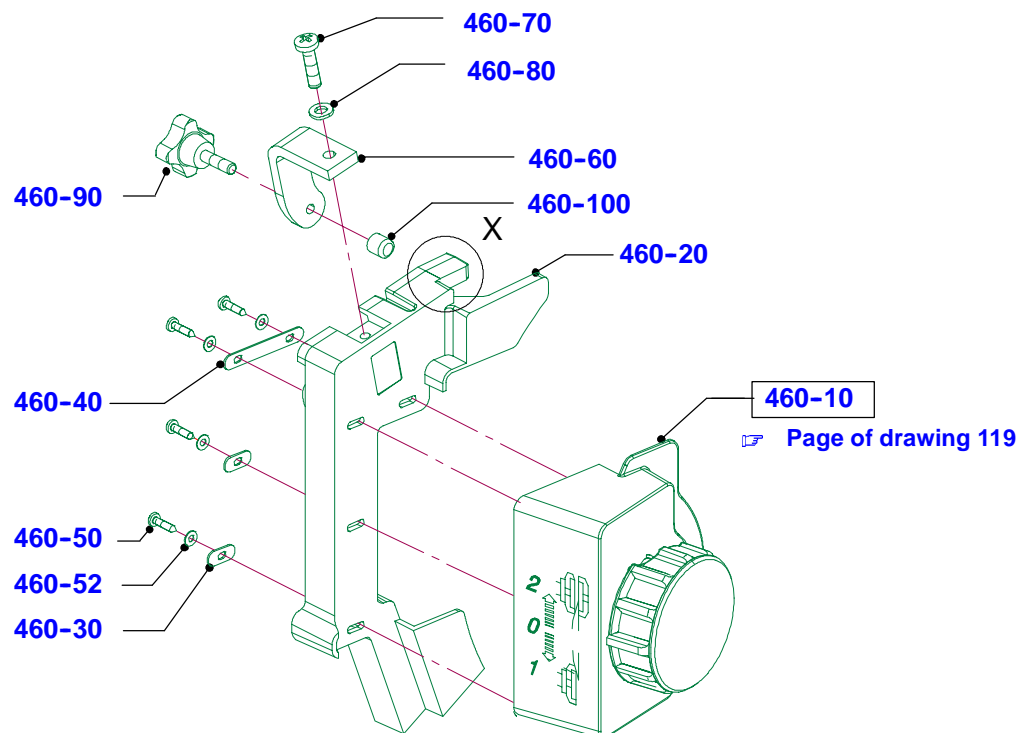
Page of drawing 118	GSP H 33 / GSP HC 33	Spare parts list No. 037.98.3.1204	Series (code No.) 90.034
-------------------------------	-----------------------------	----------------------------------------------	------------------------------------

Grinder

Grinder NSF compl., 18H 25H, with or without sharpening limiter

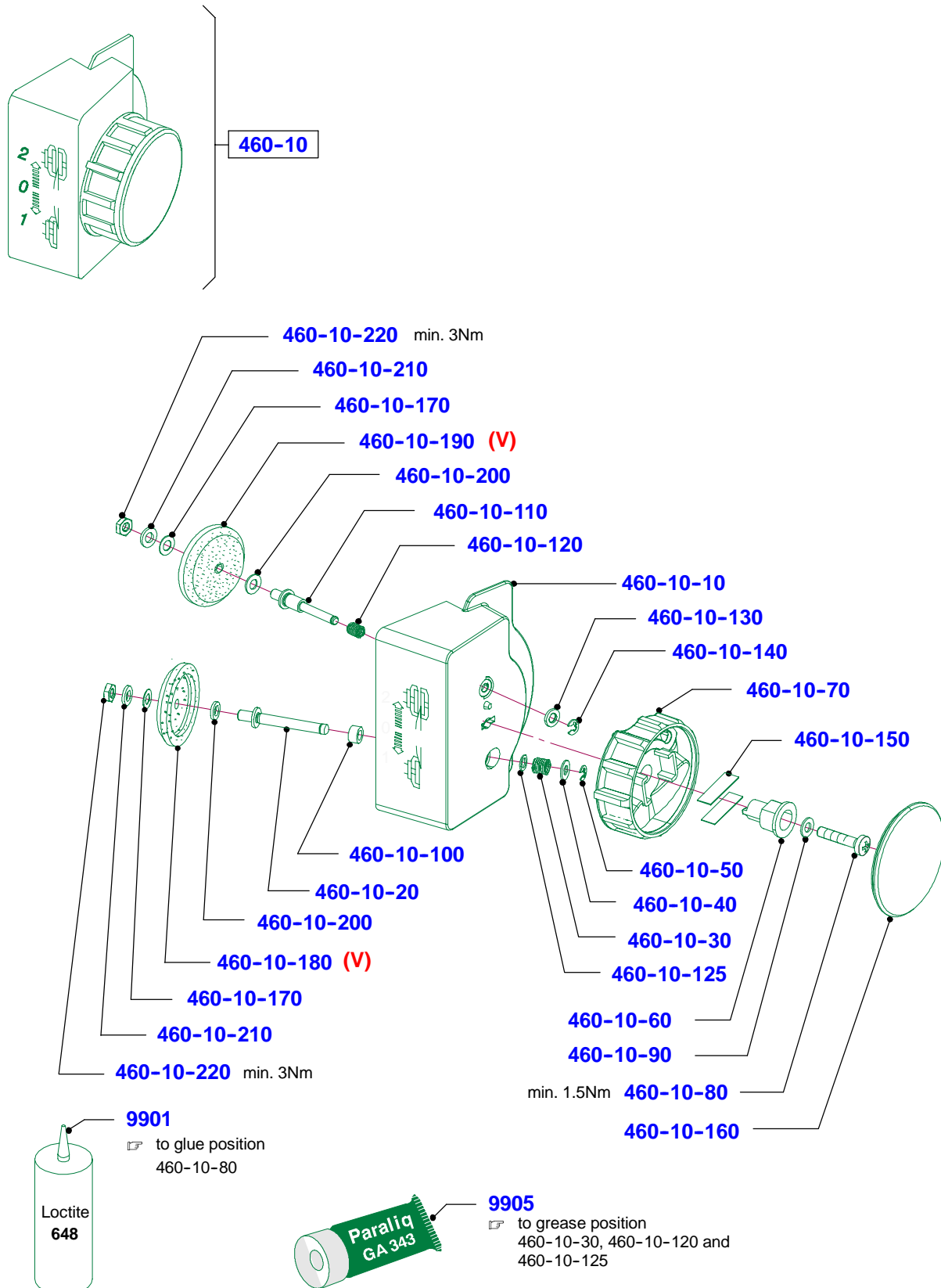


4



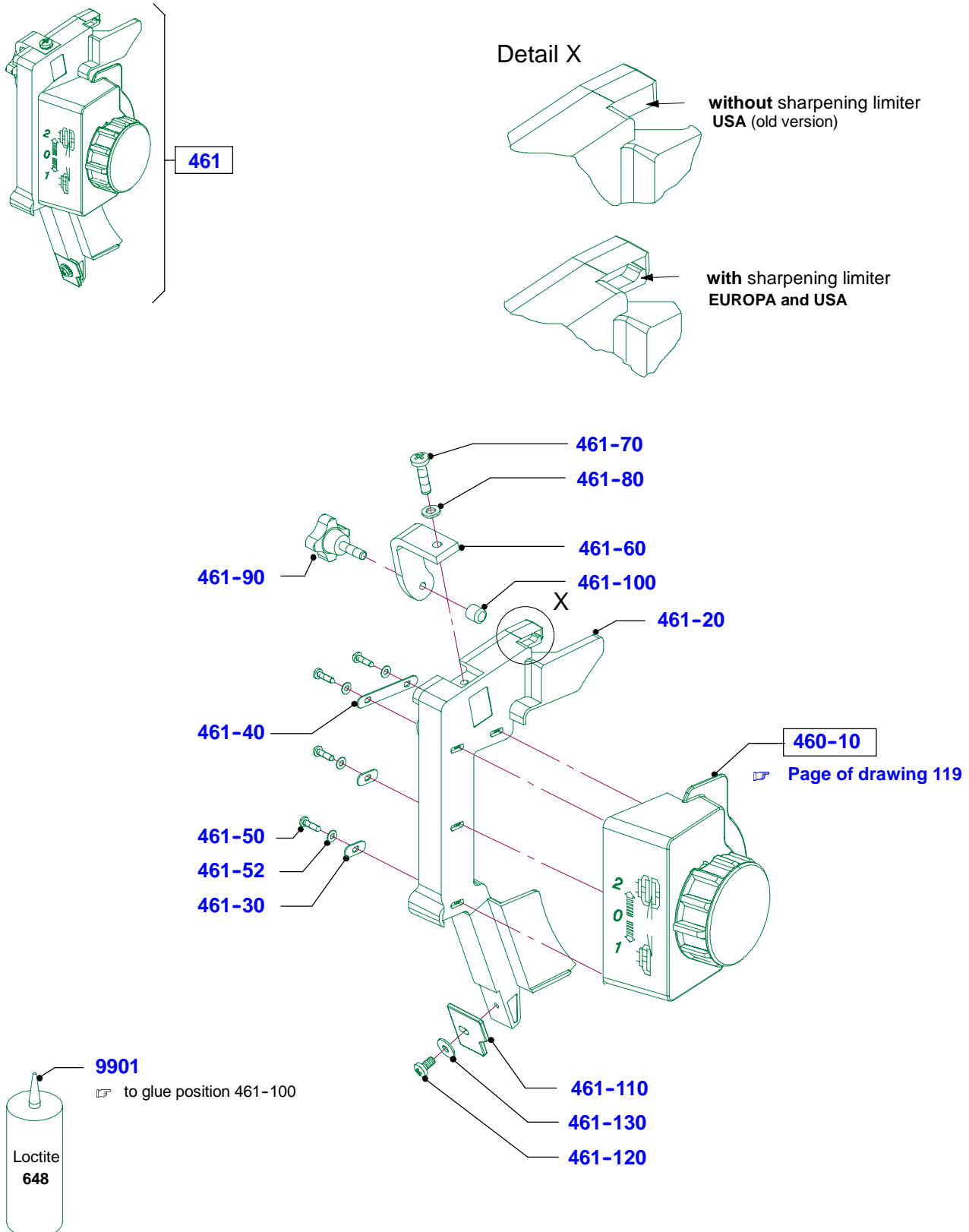
Grinder

Grinder, preass. UVV

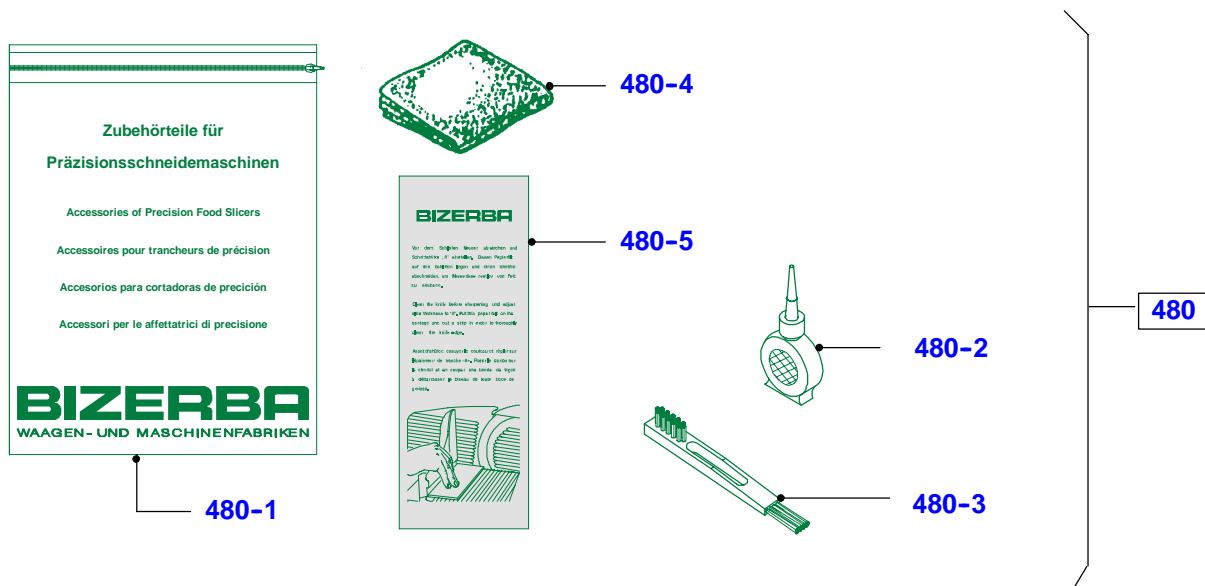


Grinder

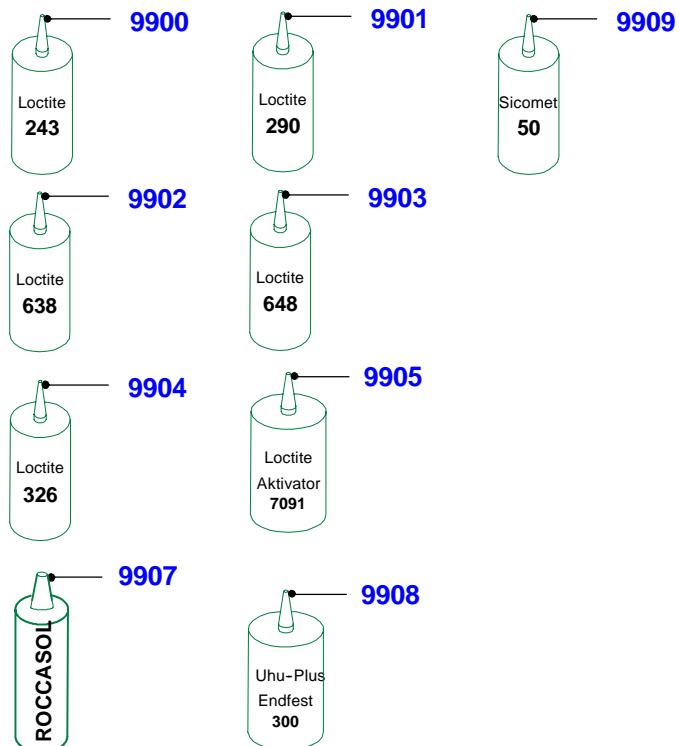
Grinder NSF compl., 18L / 25L, with or without sharpening limiter



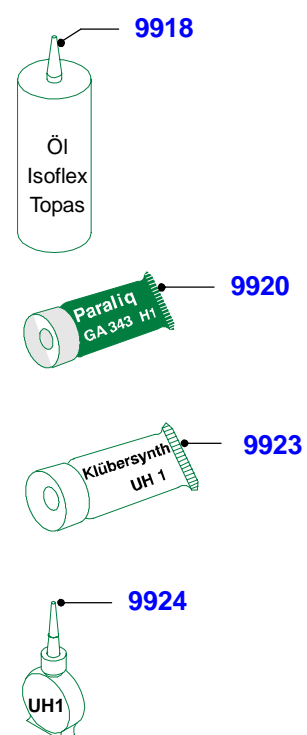
Accessories Kit



Glue

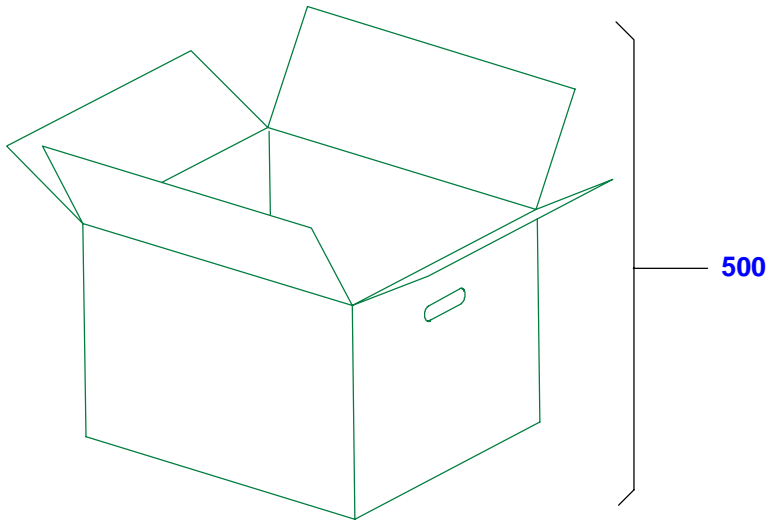


Lubrication



Page of drawing 122	GSP H 33 / GSP HC 33	Spare parts list No. 037.98.3.1204	Series (code No.) 90.034
-------------------------------	-----------------------------	----------------------------------------------	------------------------------------

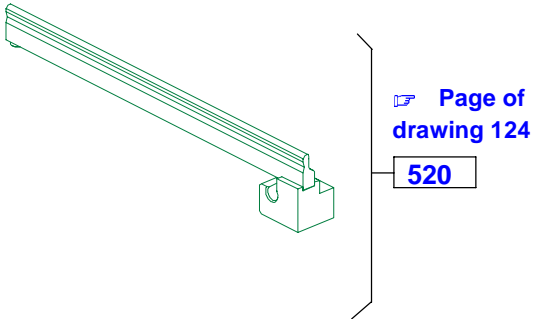
Packaging



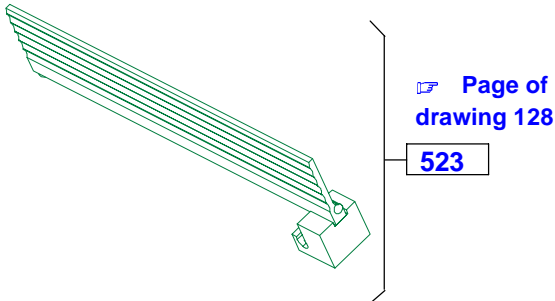
Series (code No.) 90.034	Spare parts list No. 037.98.3.1204	GSP H 33 / GSP HC 33	Page of drawing 123
------------------------------------	----------------------------------------------	-----------------------------	-------------------------------

Product fixation

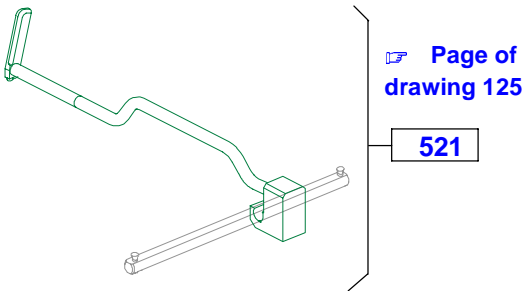
Ruler, compl., short (30x12x339 mm)



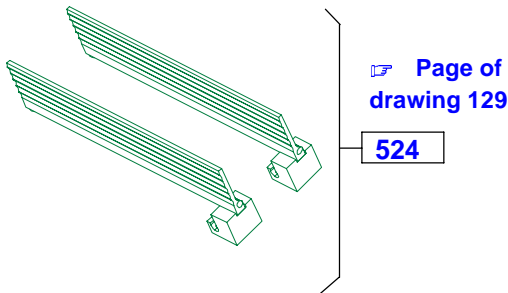
Ruler 70 mm compl.



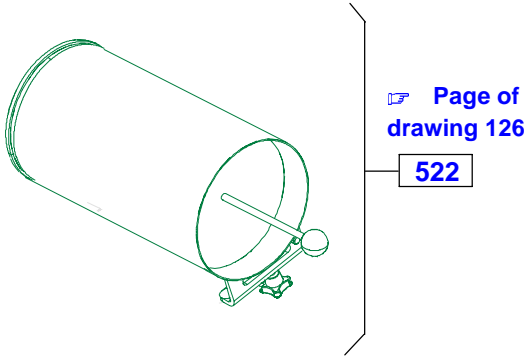
Product fixation, compl.



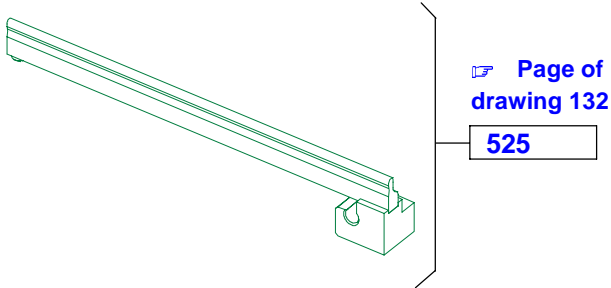
Tomato loading device



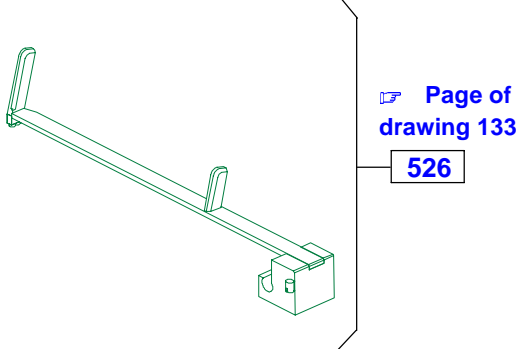
Vegetable chamber 333 and pusher, compl.



Ruler, compl. long (30x12x345 mm)



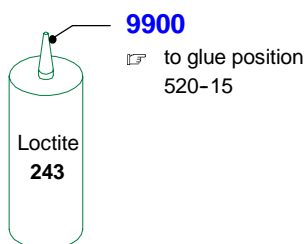
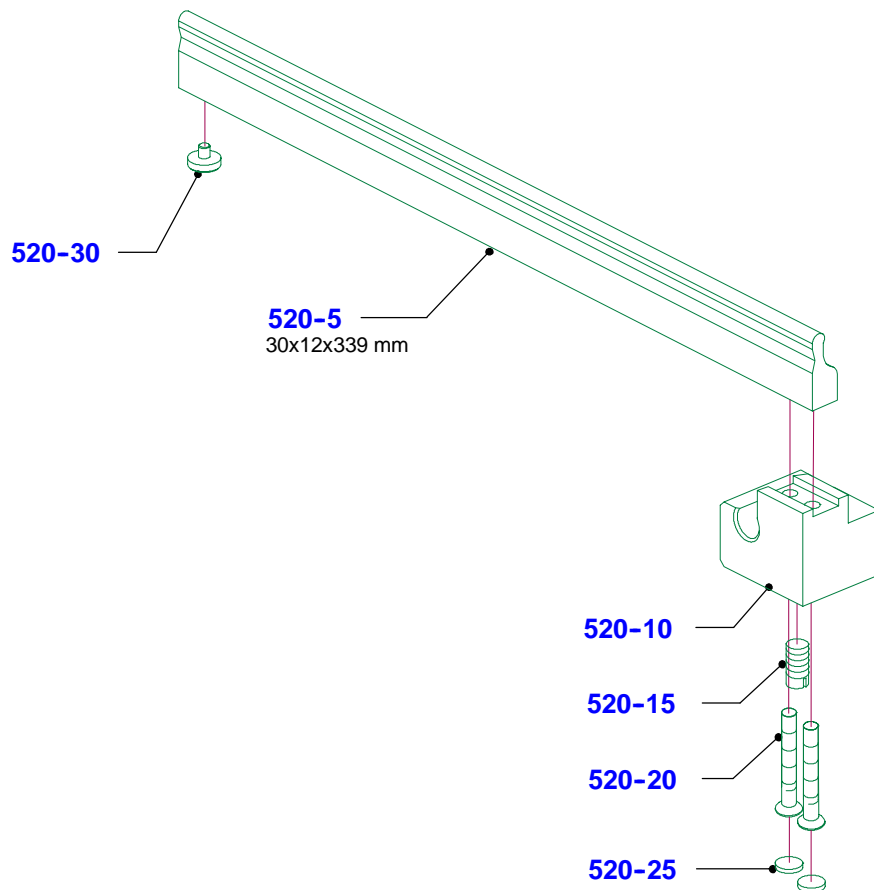
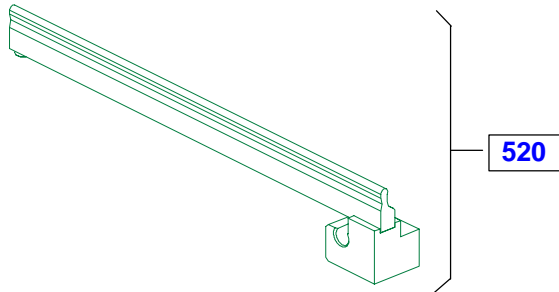
Product fixation (Clamping carriage)



Page of drawing 124	GSP H 33 / GSP HC 33	Spare parts list No. 037.98.3.1204	Series (code No.) 90.034
-------------------------------	-----------------------------	----------------------------------------------	------------------------------------

Product fixation

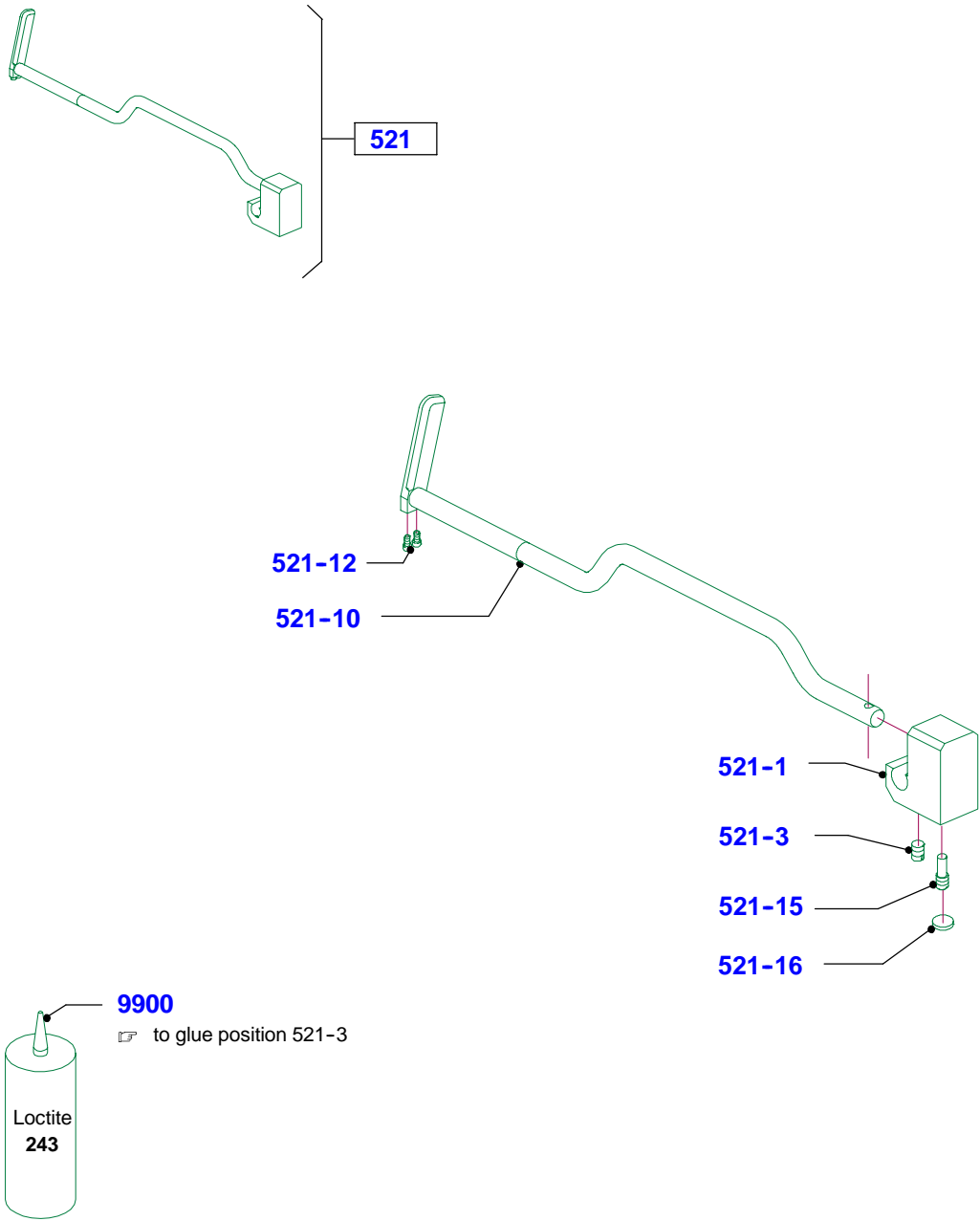
Ruler compl., short (30x12x339 mm)



Series (code No.) 90.034	Spare parts list No. 037.98.3.1204	GSP H 33 / GSP HC 33	Page of drawing 125
------------------------------------	----------------------------------------------	-----------------------------	-------------------------------

Product fixation

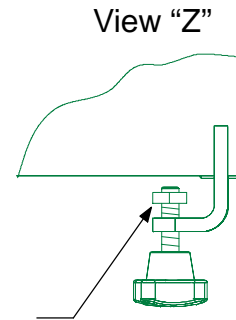
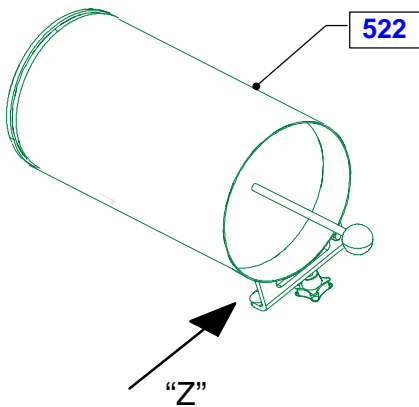
Product fixation compl. (346 mm)



Page of drawing 126	GSP H 33 / GSP HC 33	Spare parts list No. 037.98.3.1204	Series (code No.) 90.034
-------------------------------	-----------------------------	----------------------------------------------	------------------------------------

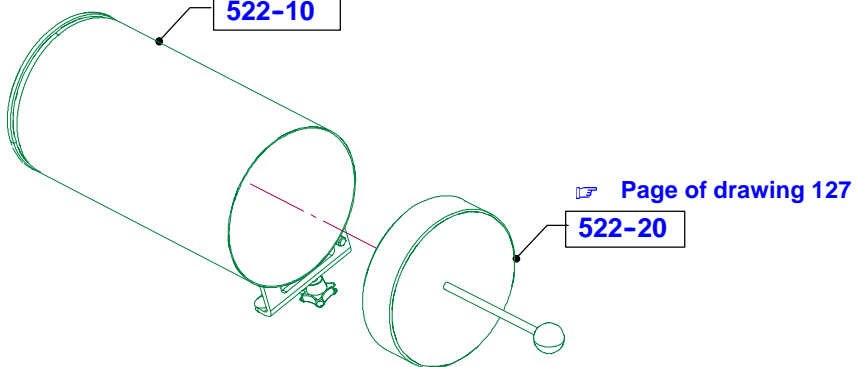
Product fixation

Vegetable chamber 333 and pusher compl.



Clamping on carriage
plate or guiding bar

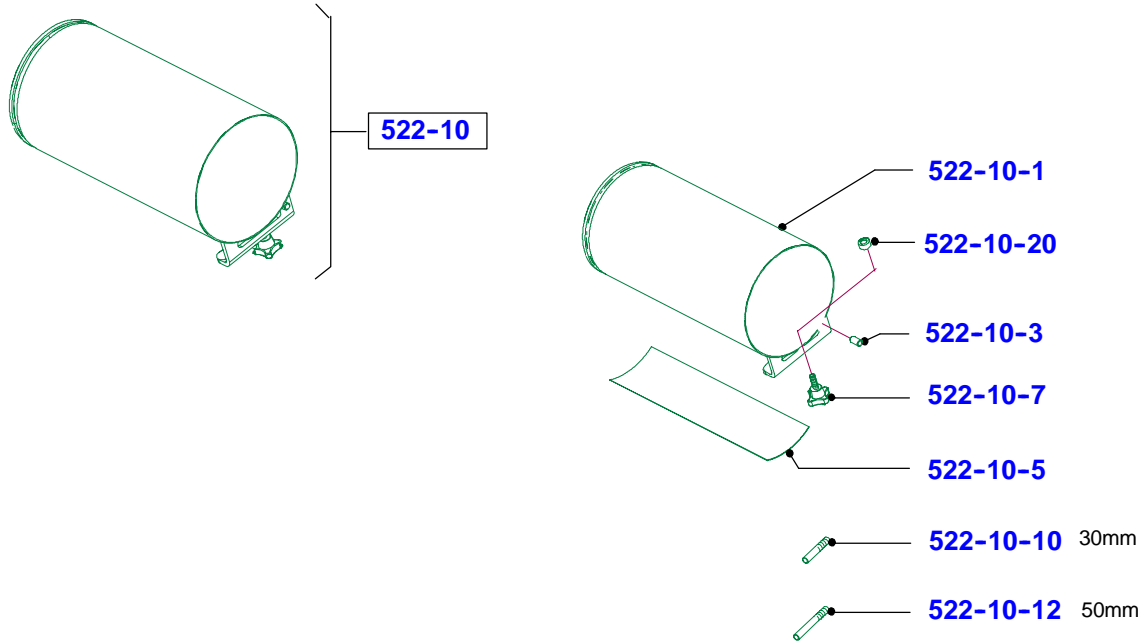
Page of drawing 127
522-10



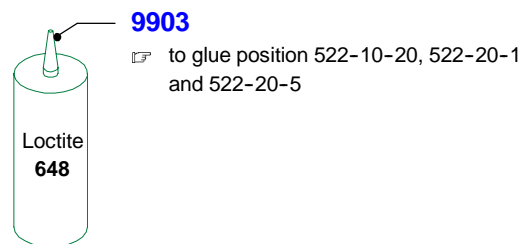
Page of drawing 127
522-20

Product fixation

Vegetable chute 333, preass.



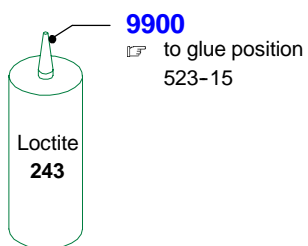
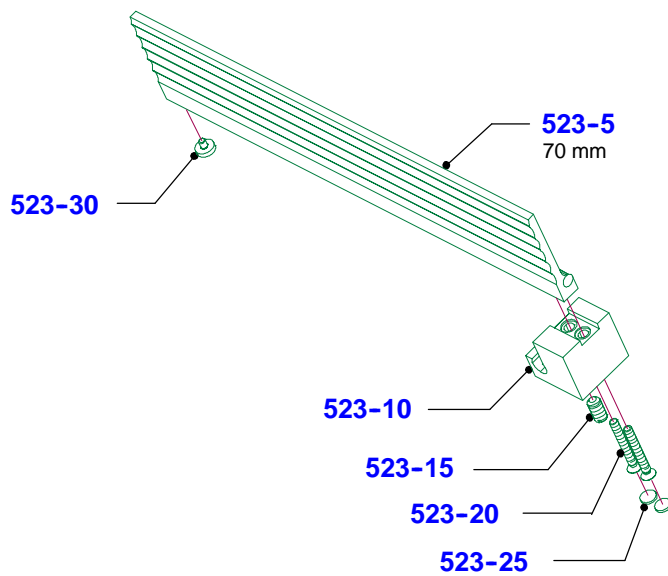
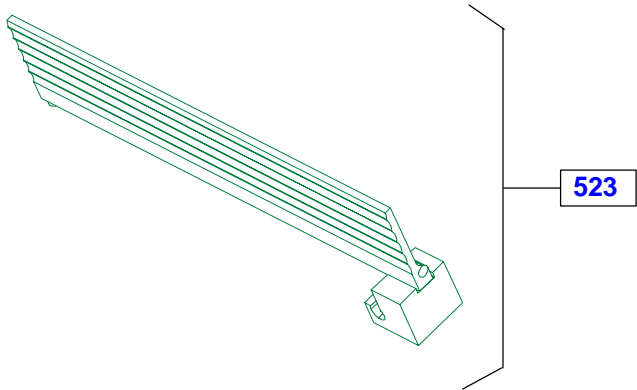
Pusher, compl.



Page of drawing 128	GSP H 33 / GSP HC 33	Spare parts list No. 037.98.3.1204	Series (code No.) 90.034
-------------------------------	-----------------------------	----------------------------------------------	------------------------------------

Product fixation

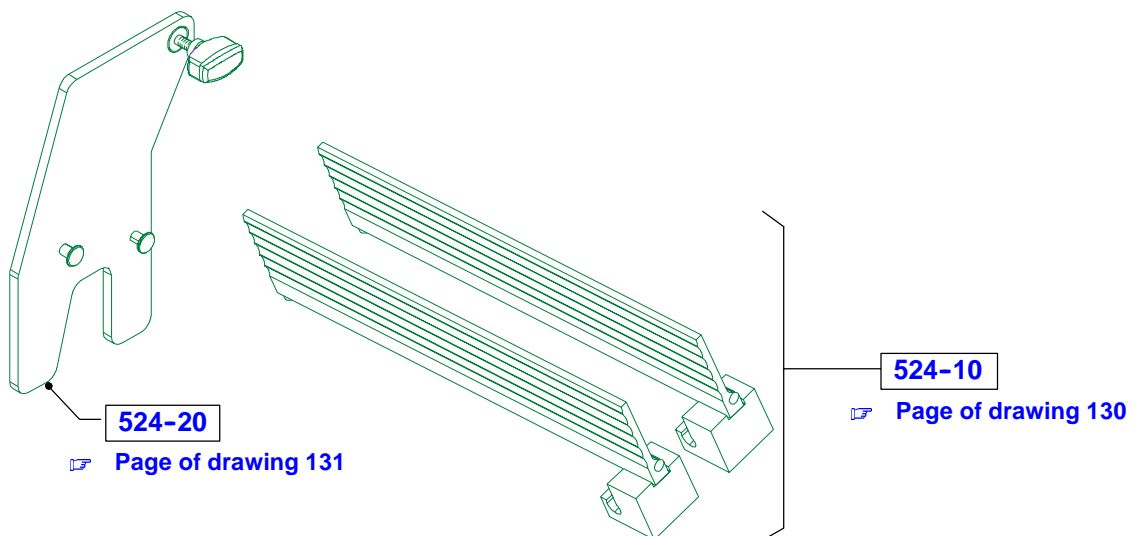
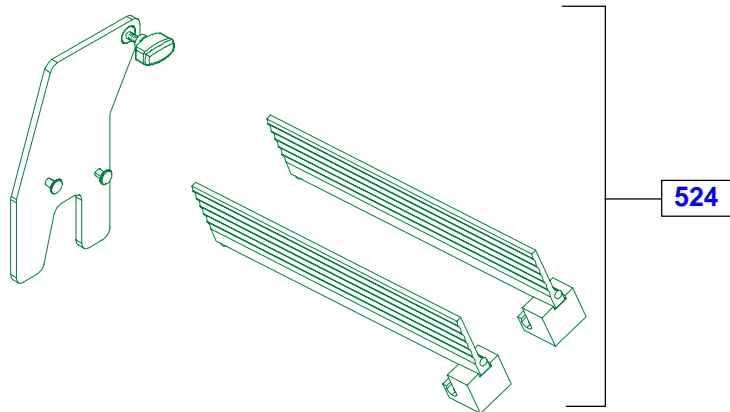
Ruler 70 mm compl.



Series (code No.) 90.034	Spare parts list No. 037.98.3.1204	GSP H 33 / GSP HC 33	Page of drawing 129
------------------------------------	----------------------------------------------	-----------------------------	-------------------------------

Product fixation

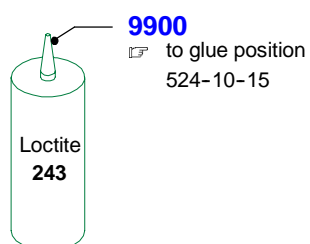
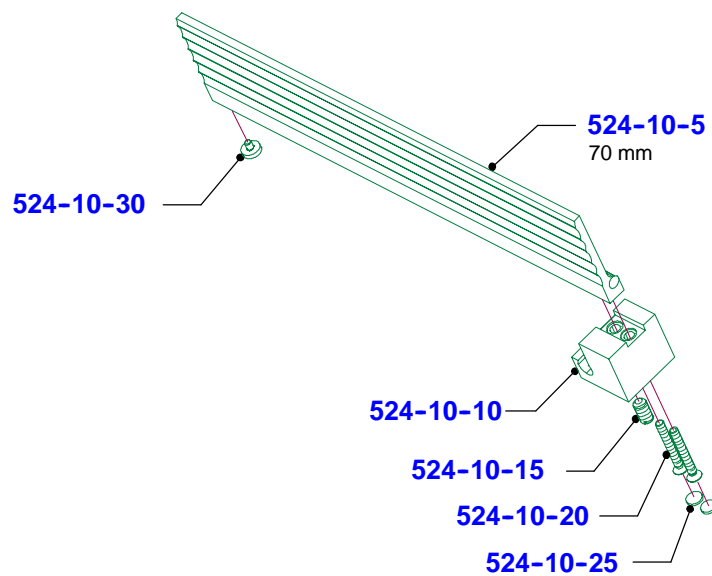
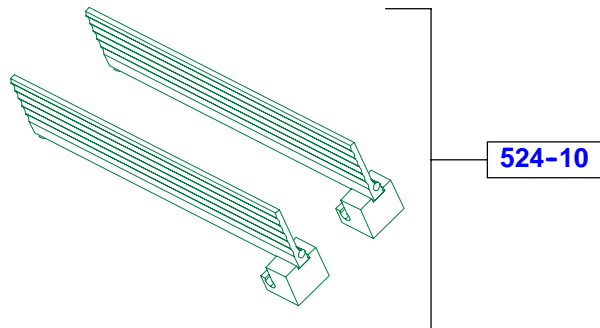
Tomato loading device



Page of drawing 130	GSP H 33 / GSP HC 33	Spare parts list No. 037.98.3.1204	Series (code No.) 90.034
-------------------------------	-----------------------------	----------------------------------------------	------------------------------------

Product fixation

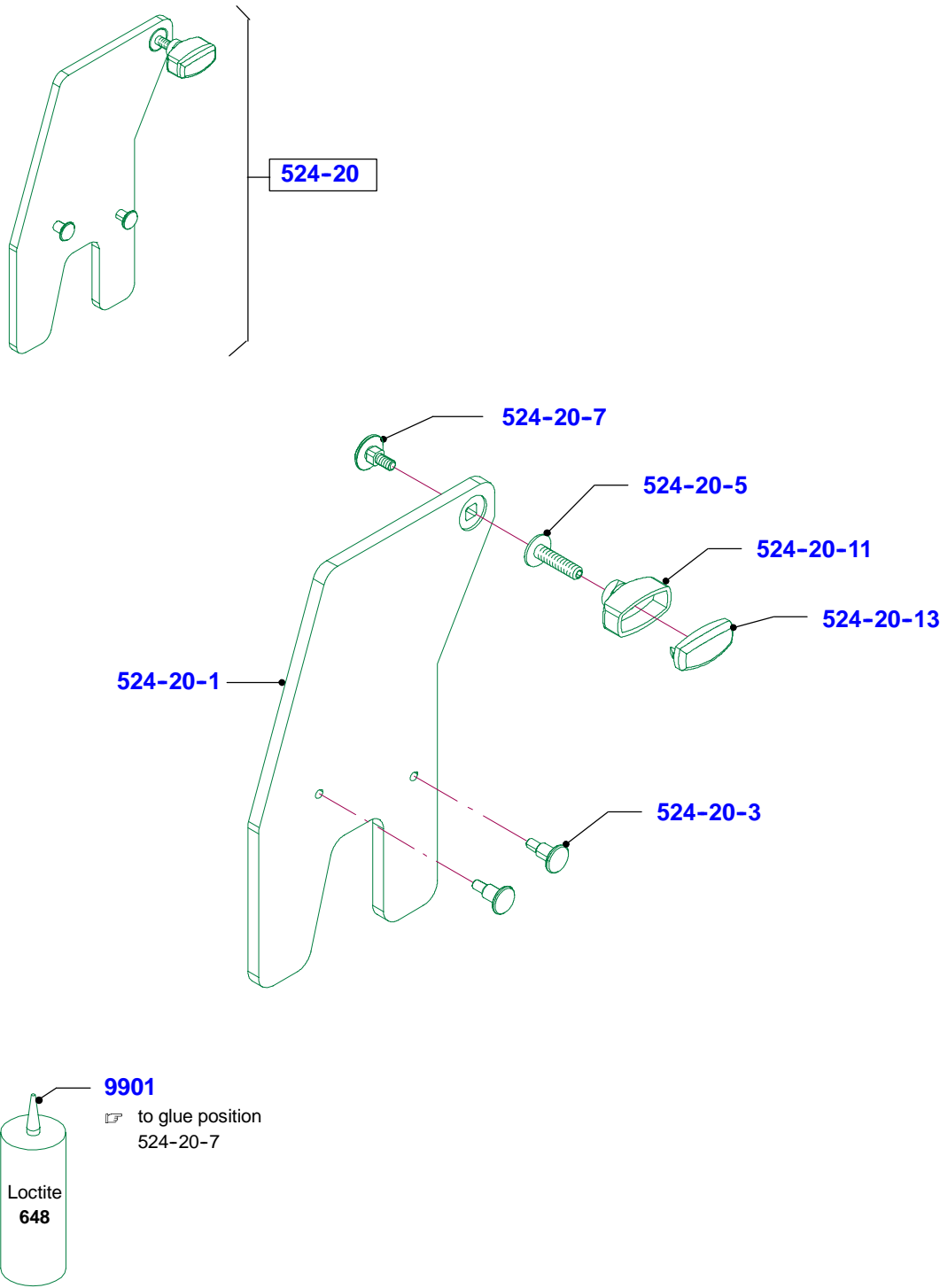
Ruler 70 mm compl.



Series (code No.) 90.034	Spare parts list No. 037.98.3.1204	GSP H 33 / GSP HC 33	Page of drawing 131
------------------------------------	----------------------------------------------	-----------------------------	-------------------------------

Product fixation

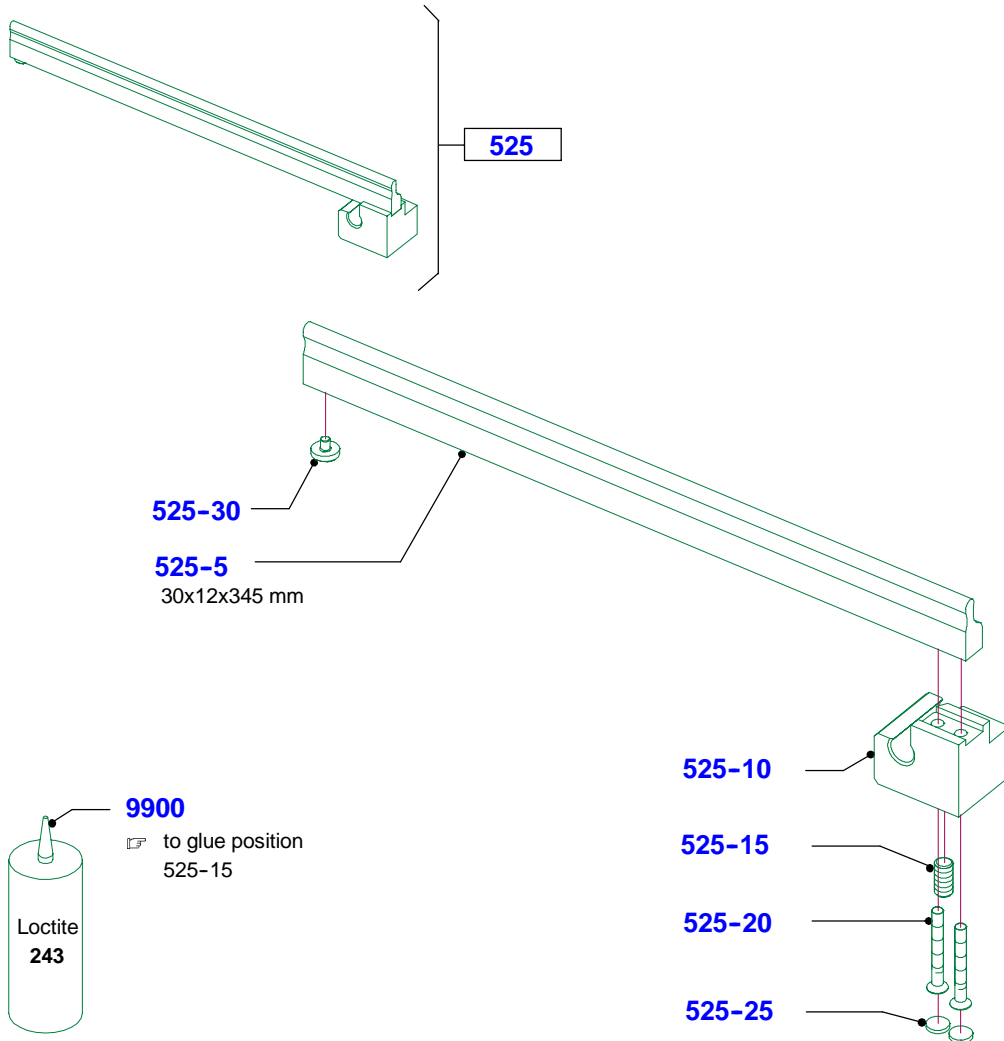
Tomatoes feed, compl.



Page of drawing 132	GSP H 33 / GSP HC 33	Spare parts list No. 037.98.3.1204	Series (code No.) 90.034
-------------------------------	-----------------------------	----------------------------------------------	------------------------------------

Product fixation

Ruler, compl., long (30x12x345 mm) for 25L / 25H

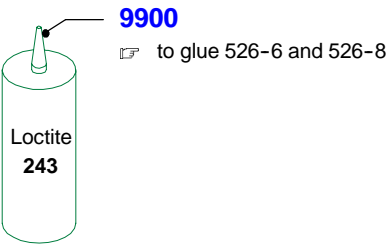
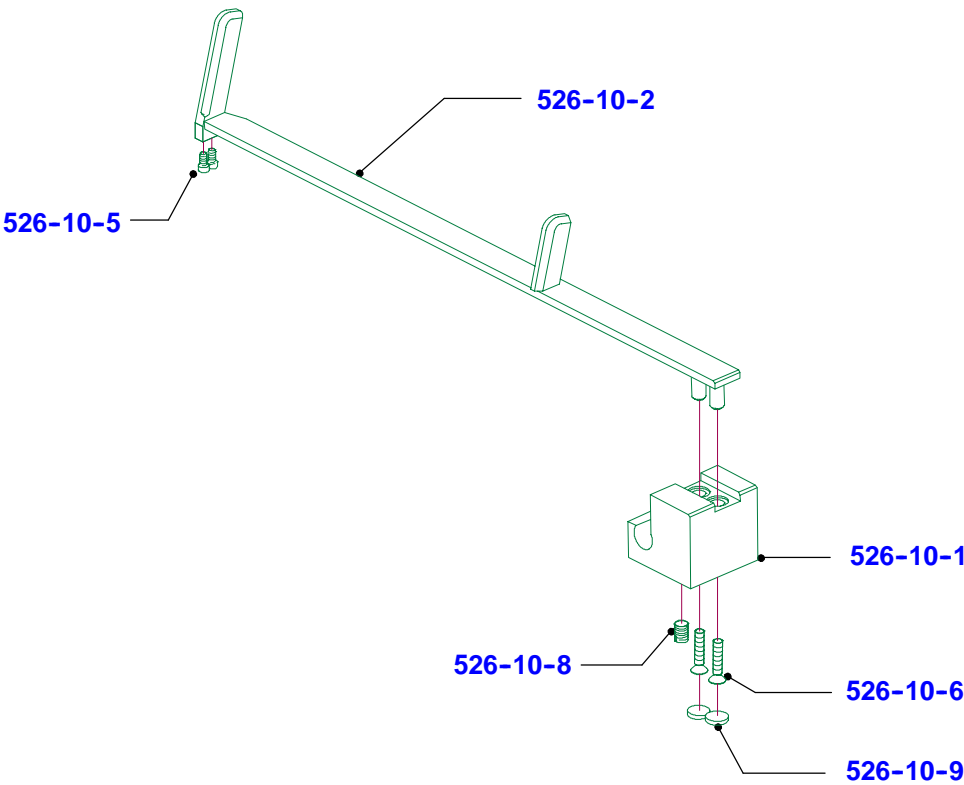
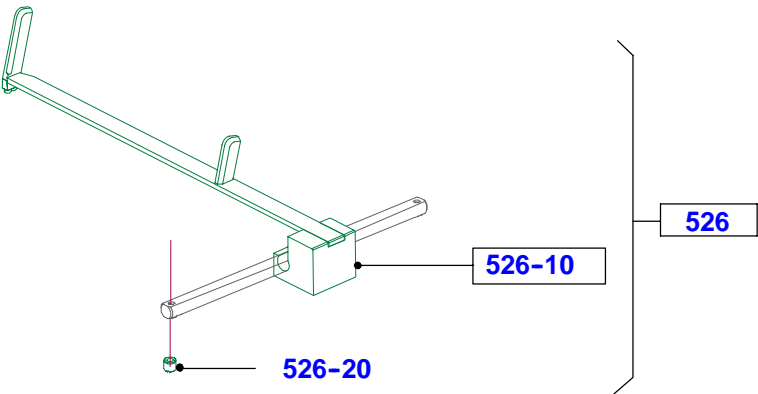


4

Series (code No.) 90.034	Spare parts list No. 037.98.3.1204	GSP H 33 / GSP HC 33	Page of drawing 133
------------------------------------	----------------------------------------------	-----------------------------	-------------------------------

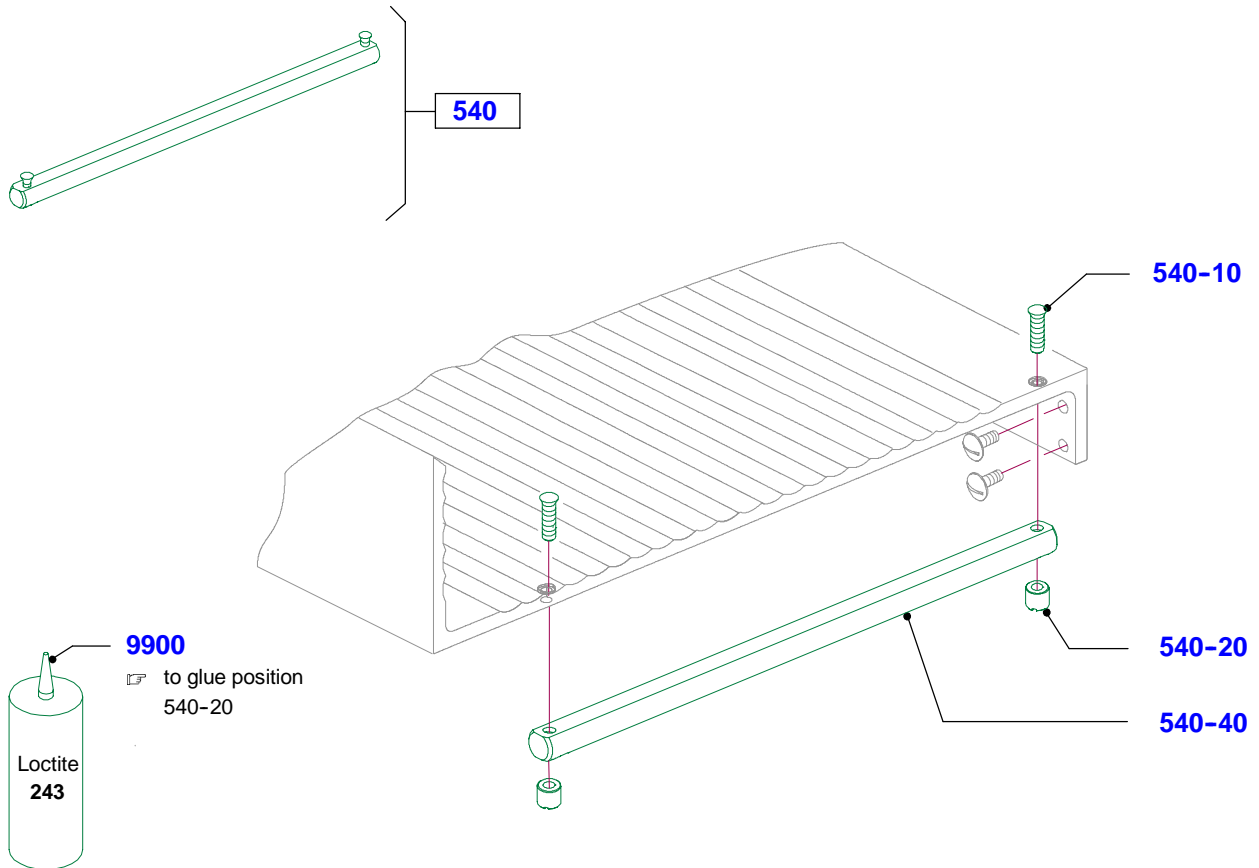
Product fixation

Product fixation, (Clamping carriage)



Page of drawing 134	GSP H 33 / GSP HC 33	Spare parts list No. 037.98.3.1204	Series (code No.) 90.034
-------------------------------	-----------------------------	----------------------------------------------	------------------------------------

Fastening kit for product fixation



Country set

Use and maintenance
only in conformity with
operating instructions

800-10



800-15



800-20

80x43 mm



800-30

HAUTEUR MINIMUM D'INSTALLATION
(SOL / CENTRE DU DOUVEAU) : 900 MM

800-140

NA GEBRUIK VAN DE MACHINE,
MES STEEDS OP NUL ZETTEN
APRES L'USAGE DE LA MACHINE,
REMETTRE LE COUTEAU SUR ZERO


800-144

VERPLICHT GEBRUIK VAN DE
VEILIGHEIDSKLEM OP DEZE SNIJMACHINE
UTILISATION OBLIGATOIRE DU BOUTON
DE SECURITE SUR CETTE TRANCHEUSE

800-145



800-50



800-40

SHARPEN AND LUBE DAILY
1. clean and dry blade
2. set sharpener to 1 for 30 seconds
3. then position 2 for 3 seconds
damage from neglect not covered under warranty

800-60

**AIGUISAGE ET LUBRIFICATION
JOURNALIERE**
1. Nettoyer et sécher la lame
2. Positionner l'aiguiseur à la
position 1 pour 30 secondes
3. Positionner l'aiguiseur à la
position 2 pour 3 secondes
Les dommages dû à une négligence ne sont pas couverts
par la garantie

800-70

Page of drawing 136	GSP H 33 / GSP HC 33	Spare parts list No. 037.98.3.1204	Series (code No.) 90.034
-------------------------------	-----------------------------	----------------------------------------------	------------------------------------

Precision slicer

GSP H 33 / GSP HC 33

Modular system

Text content	Text page
Approval, voltage options	1
Cables, blade, carriage foot	2
Handhold (in carriage foot), carriage	4
Handhold (in carriage), remnant holder	15
Technology package without or with switch-off 330	15
Ease of cleaning / installation	19
Machine housing cpl., Standard	21
Machine housing cpl., Brazil	22
Blade cover	22
Blade guard ring	23
Gauge plate	23
Basic parts GSP H, Standard, Illumination, K-Flex	23
Basic parts GSP H BR	26
Rotary knob, Standard and Illumination	30
Circuit	30
LPB, transformer	32
Nameplate	32
Grinder NSF	33
Accessories, packaging	34
Product fixation	34
Countries set, plate	37
Screw sealing adhesive, glue and lubrication	38
Last text page	38

The spare parts marked with „Q” are important for the verification, i. e. at the assembly of these parts the verification seal is destroyed. These parts can be purchased only at authorized Bizerba representations.

On the image and text section spear and wear parts are highlighted with (V).

GSP H 33 / GSP HC 33	Spare parts list No. 037.98.3.1204	Series (code No.) 90.034
-----------------------------	----------------------------------------------	------------------------------------

Series (code No.) 90.034	Spare parts list No. 037.98.3.1204	GSP H 33 / GSP HC 33	Text page 1
------------------------------------	----------------------------------------------	-----------------------------	-----------------------

Number in drawing	Order number	Piece	Designation	from status onwards
X	X	X	X	X
50-5	57744860000	001	COVERING CAP RIBE SW4 M5	
50-10	57744870000	019	COVERING CAP RIBE SW5	
50-20	57744880000	001	COVERING CAP RIBE SW6 M8	
50-30	50002520000	002	PROTECTIVE PLUG TL-4-062	
53	38068506000	001	LABEL APPROVAL NCC SEGURANCA	
59		001	BLADE MOTOR CPL. AC (OLD VERSION, NO LONGER AVAILABLE)	
59-10	60370107201	001	WASHER	
59-11	57442160000	001	COUNTERSUNK SCREW DIN 7991-M6X16-A2-70	
59-20	60220104602	001	EXHAUST AIR HOOD, AT THE TOP CO. ROTH	
59-21	40220104701	001	EXHAUST AIR HOOD, AT BOTTOM CO. ROTH	
59-22	56739040000	003	WASHER DIN 125-A 4.3-A2-70	
59-23	56805410000	003	OVAL-HEAD SCREW DIN 7985-M4X6-5.8	
60	60378006100	001	VOLTAGE VARIATION AC1 230V 50HZ	
60-10	52022640000	001	BLADE MOTOR AC 230V 50HZ W. THERMO	
60-20	38010326001	001	WASHER	
60-30	57442160000	001	COUNTERSUNK SCREW DIN 7991-M6X16-A2-70	
60-50	71092130000	001	CAPACITOR MP 6UF/400V	
60-60	60370113800	001	HOLDING ANGLE PLATE	
60-70	56818430000	001	SELF-TAPP.SCREW DIN 7500-CM4X8-T20-ST	
60-80	56739040000	001	WASHER DIN 125-A 4.3-A2-70	
61	60378006600	001	VOLTAGE VARIATION AC1 220V 60HZ	
61-10	52022670000	001	MOTOR AC 220V 60HZ THERMOPROTECTION	
62	60378006400	001	VOLTAGE VARIATION AC1 120V 60HZ	
62-10	52022660000	001	BLADE MOTOR AC 120V 60HZ W. THERMO	
62-50	76090090000	001	CAPACITOR MP 20UF 280V DEU	
63	60378006300	001	VOLTAGE VARIATION AC1 100V 50HZ 60HZ	
63-10	52022570000	001	BLADE MOTOR WE 100V 50/60HZ	
63-50	71092490000	001	CAPACITOR MP 25UF 280V	
63-100	60266100600	001	STRAND POWER PACK MODULE VS8	
64	60378006200	001	VOLTAGE VARIATION AC3 230V 400V 50HZ	
64-10	52022610000	001	THREE-PHASE-MOTOR 230/400V THERMOPROTECT	
65	60378006500	001	VOLTAGE VARIATION AC3 400V 50HZ 4POL	
65-10	52022610000	001	THREE-PHASE-MOTOR 230/400V THERMOPROTECT	

Text page 2	GSP H 33 / GSP HC 33	Spare parts list No. 037.98.3.1204	Series (code No.) 90.034
-----------------------	-----------------------------	----------------------------------------------	------------------------------------

Number in drawing	Order number	Piece	Designation	from status onwards
X	X	X	X	X
80	00110038600	001	MAINS CABLE WITHOUT PLAG	
81	40110047400	001	POWER LEAD EXPORT	
82	40110047600	001	POWER LEAD GB	
83	40300057700	001	POWER CONNECTING CABLE USA,CAN	
84	60266201000	001	ARMOURED MAINS CABLE AC L=2,5 SWITZERL.	
85	60378008200	001	SUPPLY LINE CEKON WINK	
86	60378008500	001	MAINS CABLE THREE-PHASE 4-PIN CEE 2.5M (ITALY)	
87	60386200100	001	MAINS CABLE AC ARG	
88	60736200100	001	ARMOURED MAINS CABLE AC EURO L2.5M	
89	60806200100	001	MAINS CABLE 3-PH.CURRENT 4POL. CEE 2.5MM DNK	
90	60806200200	001	MAINS C: WE DNK	
91	60376201000	001	KA. RD. 3G1,0 2,5M	
92	60376202000	001	KA. RD. 3G1,0QMM 2,5M	
120	38067777000	001	BLADE 330 C SLAYER - SERVICE	
	94001000017	001	CHEESE BLADE, VS8/SE8/VF330/A330 G+B.	
	94001000062	001	BLADE 330 D. C	
	94001000013	001	BLADE, 4-HOLE, VS8/SE8/VF330/A330/A400 RA	
	94001000059	001	BREAD BLADE COATED TEETHED 330	
121	60378012800	001	BLADE 330 WITH REMOVAL DEVICE	
121-10	38027264000	001	PACKAGING BLADE REMOVAL UNIT	
121-30	38025720000	001	BLADE REMOVAL DEVICE COMPL.	
121-30-10	38025719000	001	SAFETY DISK PRE ASSEMBLED	
121-30-20	38025717000	002	BLADE REMOVING BOLT PREASSEMBLED	
121-30-40	56444600000	002	HEXAGON NUT DIN 439-BM6-A2-70	
121-30-60	56456600000	002	HEXAGON NUT DIN 934-M6-A2-70	
121-30-70	65016000132	004	WASHER DIN 125-A 8.4-PA6	
121-40 (V)	60530106000	001	BLADE 330 MM DIAMETER	
140	60378014302	001	CARRIAGE FOOT CPL 18L	
	60378014402	001	CARRIAGE FOOT CPL 18L C	
140-10	38009999000	001	CARRIAGE FOOT MACHINED 18 L	
	38018044000	001	CARRIAGE FOOT MACHINED 18 LOW C	
140-20	60370504100	002	WASHER	
140-40	38008544000	001	GRIPARM	
140-60	56456830000	001	HEXAGONAL NUT DIN 934-M12-A2-70	
140-65	57744880000	001	COVERING CAP RIBE SW6 M8	
140-80	38011691000	001	STAR KNOB K63 LONG CPL. (OLD VERSION - FOR RETAINING WASHER)	
	38011691001	001	STAR KNOB WITH BOLT LONG (NEW VERSION FOR HEXAGON NUT)	

Bitte unbedingt 11-stellige **Bestell-Nr.** angeben • Please always indicate 11 digit **Order No.** • Absolutement nécessaire d'indiquer **No. de commande**
(11 chiffres) • Favorisca specificarci sempre il **N. di ordine** a 11 cifre • Es imprescindible que citen el **No. de pedido** (11 guarismos)

Series (code No.) 90.034	Spare parts list No. 037.98.3.1204	GSP H 33 / GSP HC 33	Text page 3
------------------------------------	----------------------------------------------	-----------------------------	-----------------------

Number in drawing	Order number	Piece	Designation	from status onwards
×	×	×	×	×
140-90	56768100000	001	WASHER DIN 125-A 13-PA66	
140-100	57753800000	001	RETAINING WASHER DIN 6799-8-1.4122 (OLD VERSION)	
	56472120000	001	HEXAGON NUT DIN 439-BM12-A2-70 (NEW VERSION)	
140-110	57743430000	003	SOCKET HEAD SCREW DIN 912-M6X20-A2-70	
140-120	56739060000	003	WASHER DIN 125-A 6,4-A2-70	
140-125	60370104911	001	SEALING	
140-150	38043601000	001	BOLT NSF	
141	60378014502	001	CARRIAGE FOOT CPL 25L	
	60378014602	001	CARRIAGE FOOT CPL 25L C	
141-10	38009893000	001	CARRIAGE FOOT MACHINED 25 LOW	
	38018118000	001	CARRIAGE FOOT MACHINED 25 LOW C	
141-20	60370504100	002	WASHER	
141-40	38008544000	001	GRIPARM	
141-60	56456830000	001	HEXAGONAL NUT DIN 934-M12-A2-70	
141-65	57744880000	001	COVERING CAP RIBE SW6 M8	
141-80	38011691000	001	STAR KNOB K63 LONG CPL. (OLD VERSION FOR RETAINING WASHER)	
	38011691001	001	STAR KNOB WITH BOLT LONG (NEW VERSION FOR HEXAGON NUT)	
141-90	56768100000	001	WASHER DIN 125-A 13-PA66	
141-100	57753800000	001	RETAINING WASHER DIN 6799-8-1.4122 (OLD VERSION)	
	56472120000	001	HEXAGON NUT DIN 439-BM12-A2-70 (NEW VERSION)	
141-110	57743430000	003	SOCKET HEAD SCREW DIN 912-M6X20-A2-70	
141-120	56739060000	003	WASHER DIN 125-A 6,4-A2-70	
141-125	60370104911	001	SEALING	
141-150	38043601000	001	BOLT NSF	
142	60378014702	001	CARRIAGE FOOT CPL 25H	
	60378014802	001	CARRIAGE FOOT CPL 25H C	
142-10	60370504002	001	CARRIAGE FOOT MACHINED 25 H	
	38018092000	001	CARRIAGE FOOT MACHINED 25H C	
142-20	60370504100	002	WASHER	
142-40	38008544000	001	GRIPARM	
142-60	56456830000	001	HEXAGONAL NUT DIN 934-M12-A2-70	
142-65	57744880000	001	COVERING CAP RIBE SW6 M8	
142-80	60800204600	001	STAR KNOB WITH BOLT (OLD VERSION FOR RETAINING WASHER)	
	60800204601	001	STAR KNOB WITH BOLT SHORT (NEW VERSION FOR HEXAGON NUT)	

Text page 4	GSP H 33 / GSP HC 33	Spare parts list No. 037.98.3.1204	Series (code No.) 90.034
-----------------------	-----------------------------	----------------------------------------------	------------------------------------

Number in drawing	Order number	Piece	Designation	from status onwards
142-90	56768100000	001	WASHER DIN 125-A 13-PA66	
142-100	57753800000	001	RETAINING WASHER DIN 6799-8-1.4122 (OLD VERSION)	
	56472120000	001	HEXAGON NUT DIN 439-BM12-A2-70 (NEW VERSION)	
142-110	57743430000	003	SOCKET HEAD SCREW DIN 912-M6X20-A2-70	
142-120	56739060000	003	WASHER DIN 125-A 6,4-A2-70	
142-125	60370104911	001	SEALING	
142-150	60370115200	001	BOLT NSF	
143	60378014901	001	CARRIAGE FOOT CPL 25L BR	
143-10	38013546000	001	CARRIAGE FOOT MACHINED 25 LOW BR	
143-20	60370504100	002	WASHER	
143-40	38008544000	001	GRIPARM	
143-60	56456830000	001	HEXAGONAL NUT DIN 934-M12-A2-70	
143-65	57744880000	001	COVERING CAP RIBE SW6 M8	
143-80	38011691001	001	STAR KNOB WITH BOLT LONG	
143-90	56768100000	001	WASHER DIN 125-A 13-PA66	
143-100	56472120000	001	HEXAGON NUT DIN 439-BM12-A2-70	
143-110	57743430000	003	SOCKET HEAD SCREW DIN 912-M6X20-A2-70	
143-120	56739060000	003	WASHER DIN 125-A 6,4-A2-70	
143-125	60370104911	001	SEALING	
143-150	38043601000	001	BOLT NSF	
150-10	38049770000	001	HANDHOLD 28X90 M10 GREEN	
	60370303700	001	HANDHOLD 28X90 M10 BLACK	
160	60378016300	001	CARRIAGE CPL 25ALU 1PC 90L (INTERLOCK OLD)	
160-130	38008753001	001	CARRIAGE PLATE WELDED 90MM L	
160-140	38010566000	001	CARRIAGE PLATE FOOT	
160-150	38900063000	003	HEX. FLANGE BOLTS DIN 6921-M6X16-A2-70	
160-160	38010519001	002	BEARING PEDESTAL	
160-180	56972510000	004	MUSHROOM HEAD SCREW M4X12-A2-70	
160-190	38010555000	001	GUIDE SHAFT	
160-200	50001510000	003	DISC SPRING 11X6.2X0.3-1.0603	
160-210	60353601701	003	SHOCK ABSORBER	
160-230	60371603101	001	SLIDER PROTECTION AND LEVER	
160-230-10	60371601201	001	LEVER PREMOUNT.	
160-230-10-10	38008669001	001	LEVER	
160-230-10-20	38004696000	002	BUSHING 1415 DP4	
160-230-10-30	40300900006	002	SLIDE PIN	
160-230-10-40	56337160000	001	GROOVED PIN DIN 1474-5X16 A2-70	
160-230-10-50	60370403800	001	PIN	
160-230-10-70	38008734000	001	WASHER	
160-230-20	60370413201	001	SLIDER PROTECTING DEVICE (GRIVORY)	

Bitte unbedingt 11-stellige **Bestell-Nr.** angeben • Please always indicate 11 digit **Order No.** • Absolutement nécessaire d'indiquer **No. de commande**
(11 chiffres) • Favorisca specificarci sempre il **N. di ordine** a 11 cifre • Es imprescindible que citen el **No. de pedido** (11 guarismos)

Series (code No.) 90.034	Spare parts list No. 037.98.3.1204	GSP H 33 / GSP HC 33	Text page 5
------------------------------------	----------------------------------------------	-----------------------------	-----------------------

Number in drawing	Order number	Piece	Designation	from status onwards
X	X	X	X	X
160-230-30	60270201802	001	WASHER WITH PIN	
160-230-40	60220401600	001	LOCK WASHER	
160-230-50	60220403800	001	WASHER	
160-230-60	60370403000	001	BOLT	
160-230-90	50001540000	001	DISC SPRING 23,7X14,3X0,3	
160-230-100	60352302300	001	THRUST WASHER 26X14,9X1	
160-240	38010518000	001	INTERLOCK (OLD VERSION)	
160-260	56972540000	002	MUSHROOM HEAD SCREW M4X10-A2-70	
160-270	60274601001	002	BOLT	
161	60378016302	001	CARRIAGE CPL 25ALU 1PC 90L (NEW INTERLOCK)	
	60378016402	001	CARRIAGE CPL 25ALU 1PC 90L C (NEW INTERLOCK)	
161-130	38008753002	001	CARRIAGE PLATE WELDED 90MM L	
	38014971001	001	CARRIAGE PLATE WELDED 90MM L C	
161-140	38010566000	001	CARRIAGE PLATE FOOT	
	38014968000	001	CARRIAGE PLATE FOOT C	
161-150	38900063000	003	HEX. FLANGE BOLTS DIN 6921-M6X16-A2-70	
161-160	38010519001	002	BEARING PEDESTAL	
	38014966001	002	BEARING PEDESTAL C	
161-180	56972530000	004	MUSHROOM HEAD SCREW M4X16-A2-70	
161-190	38010555001	001	GUIDE SHAFT	
161-200	50001510000	003	DISC SPRING 11X6.2X0.3-1.0603	
161-210	60353601701	005	SHOCK ABSORBER	
161-230	60371603103	001	SLIDER PROTECTION AND LEVER	
	60371693103	001	SLIDER PROTECTION AND LEVER C	
161-230-10	60371601201	001	LEVER PREMOUNT.	
	60371691201	001	LEVER PRE ASSEMBLED C	
161-230-10-10	38008669001	001	LEVER	
	38014975001	001	LEVER C	
161-230-10-20	38004696000	002	BUSHING 1415 DP4	
161-230-10-30	40300900006	002	SLIDE PIN	
161-230-10-40	56337160000	001	GROOVED PIN DIN 1474-5X16 A2-70	
161-230-10-50	60370403800	001	PIN	
161-230-10-70	38008734000	001	WASHER	
161-230-20	60370413201	001	SLIDER PROTECTING DEVICE (GRIVORY)	
161-230-30	60270201802	001	WASHER WITH PIN	
161-230-40	60220401600	001	LOCK WASHER	
161-230-50	60220403800	001	WASHER	

Bitte unbedingt 11-stellige **Bestell-Nr.** angeben • Please always indicate 11 digit **Order No.** • Absolutement nécessaire d'indiquer **No. de commande**
(11 chiffres) • Favorisca specificarci sempre il **N. di ordine** a 11 cifre • Es imprescindible que citen el **No. de pedido** (11 guarismos)

Text page 6	GSP H 33 / GSP HC 33	Spare parts list No. 037.98.3.1204	Series (code No.) 90.034
-----------------------	-----------------------------	----------------------------------------------	------------------------------------

Number in drawing	Order number	Piece	Designation	from status onwards
X	X	X	X	X
161-230-60	60370403000	001	BOLT	
161-230-90	50001540000	001	DISC SPRING 23,7X14,3X0,3	
161-230-100	60352302300	001	THRUST WASHER 26X14,9X1	
161-240	38012320001	001	INTERLOCK MACHINED PART (NEW VERSION)	
161-260	56972540000	002	MUSHROOM HEAD SCREW M4X10-A2-70	
163	60378018001	001	CARRIAGE CPL 25ALU 1PC 90MM L NH (WITHOUT DRILLED HOLE, NEW INTERLOCK)	
	60378018101	001	CARRIAGE CPL 25ALU 1PC 90MM L C NH (WITHOUT DRILLED HOLE, NEW INTERLOCK)	
163-130	38032738000	001	CARRIAGE PLATE WELDED 90MM L NH (WITHOUT DRILLED HOLE)	
	38032751000	001	CARRIAGE PLATE WELDED 90MM L C NH (WITHOUT DRILLED HOLE)	
163-140	38010566000	001	CARRIAGE PLATE FOOT	
	38014968000	001	CARRIAGE PLATE FOOT C	
163-150	38900063000	003	HEX. FLANGE BOLTS DIN 6921-M6X16-A2-70	
163-160	38010519001	002	BEARING PEDESTAL	
	38014966001	002	BEARING PEDESTAL C	
163-180	56972530000	004	MUSHROOM HEAD SCREW M4X16-A2-70	
163-190	38010555001	001	GUIDE SHAFT	
163-200	50001510000	003	DISC SPRING 11X6.2X0.3-1.0603	
163-210	60353601701	005	SHOCK ABSORBER	
163-240	38012320001	001	INTERLOCK MACHINED PART (NEW VERSION)	
163-260	56972540000	002	MUSHROOM HEAD SCREW M4X10-A2-70 (OLD VERSION)	
165	60378016500	001	CARRIAGE CPL 25ALU 1PC 150L (OLD INTERLOCK)	
165-130	60371640100	001	CARRIAGE PLATE WELDED 150MM	
165-140	38010566000	001	CARRIAGE PLATE FOOT	
165-150	38900063000	003	HEX. FLANGE BOLTS DIN 6921-M6X16-A2-70	
165-160	38010519001	002	BEARING PEDESTAL	
165-180	56972510000	004	MUSHROOM HEAD SCREW M4X12-A2-70	
165-190	38010555000	001	GUIDE SHAFT	
165-200	50001510000	003	DISC SPRING 11X6.2X0.3-1.0603	
165-210	60353601701	003	SHOCK ABSORBER	
165-240	38010518000	001	INTERLOCK (OLD INTERLOCK)	
165-260	56972540000	002	MUSHROOM HEAD SCREW M4X10-A2-70	
165-270	60274601001	002	BOLT	

Bitte unbedingt 11-stellige **Bestell-Nr.** angeben • Please always indicate 11 digit **Order No.** • Absolutement nécessaire d'indiquer **No. de commande**
(11 chiffres) • Favorisca specificarci sempre il **N. di ordine** a 11 cifre • Es imprescindible que citen el **No. de pedido** (11 guarismos)

Series (code No.) 90.034	Spare parts list No. 037.98.3.1204	GSP H 33 / GSP HC 33	Text page 7
------------------------------------	----------------------------------------------	-----------------------------	-----------------------

Number in drawing	Order number	Piece	Designation	from status onwards
166	60378016502	001	CARRIAGE CPL 25ALU 1PC 150L (WITH DRILLED HOLE, NEW INTERLOCK)	
	60378016602	001	CARRIAGE CPL 25ALU 1PC 150L C (WITH DRILLED HOLE, NEW INTERLOCK)	
	60378018201	001	CARRIAGE CPL 25ALU 1PC 150L NH (WITHOUT DRILLED HOLE, NEW INTERLOCK)	
	60378018301	001	CARRIAGE CPL 25ALU 1PC 150L C NH (WITHOUT DRILLED HOLE, NEW INTERLOCK)	
166-130	60371640101	001	CARRIAGE PLATE WELDED 150MM	
	38014978001	001	CARRIAGE PLATE WELDED 150MM L C	
	38032820000	001	CARRIAGE PLATE WELDED 150MM L NH (WITHOUT DRILLED HOLE)	
	38032821000	001	CARRIAGE PLATE WELDED 150MM L C NH (WITHOUT DRILLED HOLE)	
166-140	38010566000	001	CARRIAGE PLATE FOOT	
	38014968000	001	CARRIAGE PLATE FOOT C	
166-150	38900063000	003	HEX. FLANGE BOLTS DIN 6921-M6X16-A2-70	
166-160	38010519001	002	BEARING PEDESTAL	
	38014966001	002	BEARING PEDESTAL C	
166-180	56972530000	004	MUSHROOM HEAD SCREW M4X16-A2-70	
166-190	38010555001	001	GUIDE SHAFT	
166-200	50001510000	003	DISC SPRING 11X6.2X0.3-1.0603	
166-210	60353601701	005	SHOCK ABSORBER	
166-240	38012320001	001	INTERLOCK MACHINED PART (NEW INTERLOCK)	
166-260	56972540000	002	MUSHROOM HEAD SCREW M4X10-A2-70	
170	60378016200	001	CARRIAGE CPL 25TRANSP 150L (OLD INTERLOCK)	
170-130	38009277000	001	CARRIAGE PLATE IBERO	
170-140	38010566000	001	CARRIAGE PLATE FOOT	
170-150	38900063000	003	HEX. FLANGE BOLTS DIN 6921-M6X16-A2-70	
170-160	38010519001	002	BEARING PEDESTAL	
170-180	56972510000	004	MUSHROOM HEAD SCREW M4X12-A2-70	
170-190	38010555000	001	GUIDE SHAFT	
170-200	50001510000	003	DISC SPRING 11X6.2X0.3-1.0603	
170-210	60353601701	003	SHOCK ABSORBER	
170-230	60371604102	001	SLIDER PROTECTION AND LEVER (COLORCOMP)	
170-230-10	60371601201	001	LEVER PREMOUNT.	
170-230-10-10	38008669001	001	LEVER	

Bitte unbedingt 11-stellige **Bestell-Nr.** angeben • Please always indicate 11 digit **Order No.** • Absolutement nécessaire d'indiquer **No. de commande**
(11 chiffres) • Favorisca specificarci sempre il **N. di ordine** a 11 cifre • Es imprescindible que citen el **No. de pedido** (11 guarismos)

Text page 8	GSP H 33 / GSP HC 33	Spare parts list No. 037.98.3.1204	Series (code No.) 90.034
-----------------------	-----------------------------	----------------------------------------------	------------------------------------

Number in drawing	Order number	Piece	Designation	from status onwards
X	X	X	X	X
170-230-10-20	38004696000	002	BUSHING 1415 DP4	
170-230-10-30	40300900006	002	SLIDE PIN	
170-230-10-40	56337160000	001	GROOVED PIN DIN 1474-5X16 A2-70	
170-230-10-50	60370403800	001	PIN	
170-230-10-70	38008734000	001	WASHER	
170-230-20	60370203203	001	GUARD PLATE (COLORCOMP)	
170-230-30	60270201802	001	WASHER WITH PIN	
170-230-40	60220401600	001	LOCK WASHER	
170-230-50	60220403800	001	WASHER	
170-230-60	60370403000	001	BOLT	
170-230-90	50001540000	001	DISC SPRING 23,7X14,3X0,3	
170-230-100	60352302300	001	THRUST WASHER 26X14,9X1	
170-240	38010518000	001	INTERLOCK (OLD INTERLOCK)	
170-260	56972540000	002	MUSHROOM HEAD SCREW M4X10-A2-70	
170-270	60274601001	002	BOLT	
170-280	60370401900	004	SCREW	
170-290	60370302101	001	REAR WALL 150MM	
170-300	60370402001	001	ADHESIVE FOIL	
170-310	56739050000	004	WASHER DIN 125-A 5.3-A2-70	
170-320	57767050000	004	SPR. LOCK WASHER DIN 128-A5-FST	
170-330	56444500000	004	HEXAGON NUT DIN 439-BM5-A2-70	
170-340	60370402200	004	PROTECTIVE PLUG	
171	60378016202	001	CARRIAGE CPL 25TRANSP 150L (NEW INTERLOCK)	
171-130	38009277001	001	CARRIAGE PLATE IBERO	
171-140	38010566000	001	CARRIAGE PLATE FOOT	
171-150	38900063000	003	HEX. FLANGE BOLTS DIN 6921-M6X16-A2-70	
171-160	38010519001	002	BEARING PEDESTAL	
171-180	56972530000	004	MUSHROOM HEAD SCREW M4X16-A2-70	
171-190	38010555001	001	GUIDE SHAFT	
171-200	50001510000	003	DISC SPRING 11X6.2X0.3-1.0603	
171-210	60353601701	005	SHOCK ABSORBER	
171-240	38012320001	001	INTERLOCK MACHINED PART (NEW INTERLOCK)	
171-260	56972540000	002	MUSHROOM HEAD SCREW M4X10-A2-70	
171-270	60274601001	002	BOLT	
171-280	60370401900	004	SCREW	
171-290	60370302101	001	REAR WALL 150MM	
171-300	60370402001	001	ADHESIVE FOIL	

Bitte unbedingt 11-stellige **Bestell-Nr.** angeben • Please always indicate 11 digit **Order No.** • Absolutement nécessaire d'indiquer **No. de commande**
(11 chiffres) • Favorisca specificarci sempre il **N. di ordine** a 11 cifre • Es imprescindible que citen el **No. de pedido** (11 guarismos)

Series (code No.) 90.034	Spare parts list No. 037.98.3.1204	GSP H 33 / GSP HC 33	Text page 9
------------------------------------	----------------------------------------------	-----------------------------	-----------------------

Number in drawing	Order number	Piece	Designation	from status onwards
X	X	X	X	X
171-310	56739050000	004	WASHER DIN 125-A 5.3-A2-70	
171-320	57767050000	004	SPR. LOCK WASHER DIN 128-A5-FST	
171-330	56444500000	004	HEXAGON NUT DIN 439-BM5-A2-70	
171-340	60370402200	004	PROTECTIVE PLUG	
172	60378017702	001	CARRIAGE CPL 25ALU 1PC 321L CE	
	60378017802	001	CARRIAGE CPL 25ALU 1PC 321L C CE	
172-130	60370344101	001	CARRIAGE PLATE WELDED	
	60370345101	001	CARRIAGE PLATE WELDED 321 C	
172-140	38010566000	001	CARRIAGE PLATE FOOT	
	38014968000	001	CARRIAGE PLATE FOOT C	
172-150	38900063000	003	HEX. FLANGE BOLTS DIN 6921-M6X16-A2-70	
172-160	38010519001	002	BEARING PEDESTAL	
	38014966001	002	BEARING PEDESTAL C	
172-180	56972530000	004	MUSHROOM HEAD SCREW M4X16-A2-70	
172-190	38010555001	001	GUIDE SHAFT	
172-200	50001510000	003	DISC SPRING 11X6.2X0.3-1.0603	
172-210	60353601701	005	SHOCK ABSORBER	
172-240	38012320001	001	INTERLOCK MACHINED PART	
172-260	56972540000	002	MUSHROOM HEAD SCREW M4X10-A2-70	
172-270	60274601001	002	BOLT	
172-410	60370352400	001	COVER PLATE 25H	
	38024858000	001	COVER PLATE 25 C	
174	60378016702	001	CARRIAGE CPL 25TRANSP 321L	
174-130	38009277001	001	CARRIAGE PLATE IBERO	
174-140	38010566000	001	CARRIAGE PLATE FOOT	
174-150	38900063000	003	HEX. FLANGE BOLTS DIN 6921-M6X16-A2-70	
174-160	38010519001	002	BEARING PEDESTAL	
174-180	56972530000	004	MUSHROOM HEAD SCREW M4X16-A2-70	
174-190	38010555001	001	GUIDE SHAFT	
174-200	50001510000	003	DISC SPRING 11X6.2X0.3-1.0603	
174-210	60353601701	005	SHOCK ABSORBER	
174-240	38012320001	001	INTERLOCK MACHINED PART	
174-260	56972540000	002	MUSHROOM HEAD SCREW M4X10-A2-70	
174-270	60274601001	002	BOLT	
174-280	60370401900	004	SCREW	
174-290	60372502101	001	REAR WALL 321	
174-300	60370402001	001	ADHESIVE FOIL	
174-310	56739050000	004	WASHER DIN 125-A 5.3-A2-70	
174-320	57767050000	004	SPR. LOCK WASHER DIN 128-A5-FST	
174-330	56444500000	004	HEXAGON NUT DIN 439-BM5-A2-70	
174-340	60370402200	004	PROTECTIVE PLUG	

Text page 10	GSP H 33 / GSP HC 33	Spare parts list No. 037.98.3.1204	Series (code No.) 90.034
------------------------	-----------------------------	----------------------------------------------	------------------------------------

Number in drawing	Order number	Piece	Designation	from status onwards
X	X	X	X	X
175	60378016802	001	CARRIAGE CPL 18 TRANSP 150 CE	
	60378016902	001	CARRIAGE CPL 18 TRANSP 150 C CE	
175-130	38014663000	001	CARRIAGE PLATE 18 DEGREE LOW	
	38014985000	001	CARRIAGE PLATE 18 DEGREE LOW C	
175-140	38010566000	001	CARRIAGE PLATE FOOT	
	38014968000	001	CARRIAGE PLATE FOOT C	
175-150	38900063000	003	HEX. FLANGE BOLTS DIN 6921-M6X16-A2-70	
175-160	38010519001	002	BEARING PEDESTAL	
	38014966001	002	BEARING PEDESTAL C	
175-180	56972530000	004	MUSHROOM HEAD SCREW M4X16-A2-70	
175-190	38014680000	001	GUIDE SHAFT	
175-200	50001510000	003	DISC SPRING 11X6.2X0.3-1.0603	
175-210	60353601701	005	SHOCK ABSORBER	
175-230	60371604101	001	SLIDER PROTECTION AND LEVER	
	60371694101	001	SLIDER PROTEC TRANSP AND LEVER C	
175-230-10	60371601201	001	LEVER PREMOUNT.	
	60371691201	001	LEVER PRE ASSEMBLED C	
175-230-10-10	38008669001	001	LEVER	
	38014975001	001	LEVER C	
175-230-10-20	38004696000	002	BUSHING 1415 DP4	
175-230-10-30	40300900006	002	SLIDE PIN	
175-230-10-40	56337160000	001	GROOVED PIN DIN 1474-5X16 A2-70	
175-230-10-50	60370403800	001	PIN	
175-230-10-70	38008734000	001	WASHER	
175-230-20	60370203203	001	GUARD PLATE	
175-230-30	60270201802	001	WASHER WITH PIN	
175-230-40	60220401600	001	LOCK WASHER	
175-230-50	60220403800	001	WASHER	
175-230-60	60370403000	001	BOLT	
175-230-90	50001540000	001	DISC SPRING 23,7X14,3X0,3	
175-230-100	60352302300	001	THRUST WASHER 26X14,9X1	
175-230-110	60370303700	001	HANDHOLD 28X90 M10	
175-270	60274601001	002	BOLT	
175-280	60370401900	004	SCREW	
175-350	60370402001	001	ADHESIVE FOIL	
175-360	60370302101	001	REAR WALL 150MM	
175-370	56739050000	004	WASHER DIN 125-A 5.3-A2-70	
175-380	57767050000	004	SPR. LOCK WASHER DIN 128-A5-FST	
175-390	56444500000	004	HEXAGON NUT DIN 439-BM5-A2-70	
175-400	60370402200	004	PROTECTIVE PLUG	
175-410	60380402400	001	PROTECTIVE PLATE 18	
	38014990000	001	PROTECTIVE PLATE 18 C	

Bitte unbedingt 11-stellige **Bestell-Nr.** angeben • Please always indicate 11 digit **Order No.** • Absolutement nécessaire d'indiquer **No. de commande** (11 chiffres) • Favorisca specificarci sempre il **N. di ordine** a 11 cifre • Es imprescindible que citen el **No. de pedido** (11 guarismos)

Series (code No.) 90.034	Spare parts list No. 037.98.3.1204	GSP H 33 / GSP HC 33	Text page 11
------------------------------------	----------------------------------------------	-----------------------------	------------------------

Number in drawing	Order number	Piece	Designation	from status onwards
X	X	X	X	X
175-430	38017918000	001	CONSTRAINT	
175-450	57630440000	001	COUNTERSUNK SCREW DIN 963-M4X12-A2-70	
177	60378017002	001	CARRIAGE CPL 18 TRANSP 150 BIAS	
	60378017102	001	CARRIAGE CPL 18 TRANSP 150 BIAS C	
177-130	38016225000	001	CARRIAGE PLATE 18 DEGREE LOW	
	38016225100	001	CARRIAGE PLATE 18 DEGREE LOW C	
177-140	38010566000	001	CARRIAGE PLATE FOOT	
	38014968000	001	CARRIAGE PLATE FOOT C	
177-150	38900063000	003	HEX. FLANGE BOLTS DIN 6921-M6X16-A2-70	
177-160	38021507001	002	BEARING PEDESTAL LONG	
	38021507101	002	BEARING PEDESTAL LONG C	
177-180	56972530000	004	MUSHROOM HEAD SCREW M4X16-A2-70	
177-190	38014680000	001	GUIDE SHAFT	
177-200	50001510000	003	DISC SPRING 11X6.2X0.3-1.0603	
177-210	60353601701	005	SHOCK ABSORBER	
177-230	60371606101	001	SLIDER PROTECTION AND LEVER	
	60371696101	001	SLIDER PROTECTION AND LEVER C	
177-230-10	60371603200	001	LEVEL PRE ASSEMBLED	
	60371693200	001	LEVEL PRE ASSEMBLED C	
177-230-10-10	38008669001	001	LEVER	
	38014975001	001	LEVER C	
177-230-10-20	38004696000	002	BUSHING 1415 DP4	
177-230-10-30	38024092000	001	SLIDE PIN BIG D=12MM	
177-230-10-40	56337160000	001	GROOVED PIN DIN 1474-5X16 A2-70	
177-230-10-50	60370403800	001	PIN	
177-230-10-70	38008734000	001	WASHER	
177-230-10-80	40300900006	001	SLIDE PIN (SMALL, D=8MM)	
177-230-20	60370203203	001	GUARD PLATE (GRIVORY)	
177-230-30	60270201802	001	WASHER WITH PIN	
177-230-40	60220401600	001	LOCK WASHER	
177-230-50	60220403800	001	WASHER	
177-230-60	60370403000	001	BOLT	
177-230-90	50001540000	001	DISC SPRING 23,7X14,3X0,3	
177-230-100	60352302300	001	THRUST WASHER 26X14,9X1	

Text page 12	GSP H 33 / GSP HC 33	Spare parts list No. 037.98.3.1204	Series (code No.) 90.034
------------------------	-----------------------------	----------------------------------------------	------------------------------------

Number in drawing	Order number	Piece	Designation	from status onwards
X	X	X	X	X
177-240	60372300400	001	SUPPORTING PLATE	
	60372300500	001	SUPPORTING PLATE C	
177-245	56359300000	001	GROOVED PIN DIN 1473-3X12-A2	
177-255	60372305300	001	TRUNNION	
177-260	50002310000	001	PROTECTIVE PLUG TL-4-044	
177-265	60372305000	001	DIAGONAL CUT PLATE CPL.	
	60372305500	001	HELICAL CUT PLATE CPL. C	
177-265-1	60372305100	001	DIAGONAL CUT PLATE	
	60372305200	001	DIAGONAL CUT PLATE C	
177-265-2	60800305200	001	LOCKING BOLT	
177-270	60274601001	002	BOLT	
177-280	60370401900	003	SCREW	
177-290	60372302100	001	REAR WALL INCLINED CARR.	
177-300	60372302200	001	ADHESIVE FOIL	
177-310	56739050000	003	WASHER DIN 125-A 5.3-A2-70	
177-320	57767050000	003	SPR. LOCK WASHER DIN 128-A5-FST	
177-330	56444500000	003	HEXAGON NUT DIN 439-BM5-A2-70	
177-340	60370402200	003	PROTECTIVE PLUG	
177-430	38021509000	001	CONSTRAINT HIGH	
177-450	57630460000	001	COUNTERSUNK SCREW DIN 963-M4X20-A2-70	
177-460	60380402400	001	PROTECTIVE PLATE 18	
	38014990000	001	PROTECTIVE PLATE 18 C	
179	60388017102	001	MOUNTING CARRIAGE CPL 18 TRANSP 150 CE	
	60388017202	001	MOUNTING CARRIAGE CPL 18 TRANSP 150 CE C	
179-130	38018485000	001	CARRIAGE PLATE	
	38019772000	001	CARRIAGE PLATE C	
179-132	38018483000	001	GUIDE BLOCK	
	38019774000	001	GUIDE BLOCK C	
179-133	57630440000	002	COUNTERSUNK SCREW DIN 963-M4X12-A2-70	
179-135	60354300800	001	SLIDING BAR	
179-136	60354301000	001	ADHESIVE FOIL	
179-137	56739040000	004	WASHER DIN 125-A 4.3-A2-70	
179-138	56400890000	004	LOCKNUT DIN 985-M4-A2-70	
179-140	38010566000	001	CARRIAGE PLATE FOOT	
	38014968000	001	CARRIAGE PLATE FOOT C	
179-150	38900063000	003	HEX. FLANGE BOLTS DIN 6921-M6X16-A2-70	
179-160	60380400801	001	BEARING BEHIND	
	60380490801	001	BEARING BEHIND REAR C	
179-165	60380400600	001	BEARING, FRONT	
	60380490600	001	BERAING FRONT C	

Bitte unbedingt 11-stellige **Bestell-Nr.** angeben • Please always indicate 11 digit **Order No.** • Absolutement nécessaire d'indiquer **No. de commande** (11 chiffres) • Favorisca specificarci sempre il **N. di ordine** a 11 cifre • Es imprescindible que citen el **No. de pedido** (11 guarismos)

Series (code No.) 90.034	Spare parts list No. 037.98.3.1204	GSP H 33 / GSP HC 33	Text page 13
------------------------------------	----------------------------------------------	-----------------------------	------------------------

Number in drawing	Order number	Piece	Designation	from status onwards
179-170	57767050000	002	SPR. LOCK WASHER DIN 128-A5-FST	
179-175	57430160000	002	HEXAGON SCREW DIN 933-M5X16-A2-70	
179-180	56972530000	002	MUSHROOM HEAD SCREW M4X16-A2-70	
179-190	60354301500	001	GUIDE SHAFT	
179-200	50001510000	003	DISC SPRING 11X6.2X0.3-1.0603	
179-210	60353601701	005	SHOCK ABSORBER	
179-215	60380400900	001	GUIDING SHAFT	
179-216	60380401100	001	STOP 18L	
179-217	57630540000	002	COUNTERS.SCR. DIN 963-M5X16-A2-70	
179-220	60380401200	001	GUIDE PREASSEMBLED	
	60380491200	001	GUIDE PREASSEMBLED C	
179-220-82	60380401400	001	GUIDE	
	60380491400	001	GUIDE C	
179-220-83	38004696000	002	BUSHING 1415 DP4	
179-220-84	60380401600	001	THREADED BOLT	
179-220-85	56087080000	001	STAR KNOB DIN 6335-K 50 M8	
179-220-87	60380401500	001	ARM	
179-220-88	57767060000	001	SPR. LOCK WASHER DIN 128-A6-FST	
179-220-89	56739060000	002	WASHER DIN 125-A 6,4-A2-70	
179-220-90	57743440000	001	SOCKET HEAD SCREW DIN 912-M6X25-A2-70	
179-220-94	60380401700	001	SPRING BOLT	
179-220-95	40110201104	001	PRESSURE SPRING 0110201104	
179-220-97	56070470000	002	SETSCREW DIN 926-M4X4X2.5-A2-70	
179-220-99	40110102102	002	BOLT 7X 1	
179-220-101	56395310000	001	SHAFT SEAL INA G6X10X2	
179-220-102	56187740000	001	PARALLEL PIN DIN 7-4M6X20-A2	
179-223	38018862000	001	PULL ROD	
179-224	56087170000	001	MUSHROOM GRIP GN 76-21-M6-D	
179-225	50275260000	001	PRESSURE SPRING VD-152	
179-226	56739080000	001	WASHER DIN 125-A 8.4-A2-70	
179-227	57753500000	001	RETAINING WASHER DIN 6799-5-1.4122	
179-228	56739060000	001	WASHER DIN 125-A 6,4-A2-70	
179-229	38004699000	001	BUSHING 0606 DP4	
179-230	60353800705	001	SLIDER PROTECTION AND LEVER	
	60353890702	001	SLIDER PROTECTION AND LEVER C	
179-230-121	38031777000	001	LEVER PREASSEMBLED	
	38031871000	001	LEVER PREASSEMBLED C	
179-230-121-3	38006643000	002	BUSHING PAP1012P14	
179-230-121-4	38027530000	002	BUSHING 1215 DP4	
179-230-121-5	56337160000	001	GROOVED PIN DIN 1474-5X16 A2-70	
179-230-121-6	60260206700	001	STOP	
179-230-121-7	57630630000	001	COUNTERSUNK SCREW DIN 963-M6X16-A2-70	
179-230-121-8	60260206803	001	BEARING BOLT	
179-230-121-9	60353603500	001	BUTTON	
179-230-121-12	56336160000	001	GROOVED PIN DIN 1474-4X16 A2-70	

Bitte unbedingt 11-stellige **Bestell-Nr.** angeben • Please always indicate 11 digit **Order No.** • Absolutement nécessaire d'indiquer **No. de commande** (11 chiffres) • Favorisca specificarci sempre il **N. di ordine** a 11 cifre • Es imprescindible que citen el **No. de pedido** (11 guarismos)

Text page 14	GSP H 33 / GSP HC 33	Spare parts list No. 037.98.3.1204	Series (code No.) 90.034
------------------------	-----------------------------	----------------------------------------------	------------------------------------

Number in drawing	Order number	Piece	Designation	from status onwards
X	X	X	X	X
179-230-122	00110500002	001	WASHER 6.2X0.5	
179-230-123	60260207003	001	SWITCH LEVER	
179-230-125	40182400005	001	PRESSURE SPRING 0182400005	
179-230-126	60220003700	001	STOP PIN	
179-230-134	60353801703	001	SLIDER PROTECTION	
179-230-136	60270201802	001	WASHER WITH PIN	
179-230-141	60220401600	001	LOCK WASHER	
179-230-142	60260207100	001	SHAFT	
179-230-144	38033016000	001	WASHER	
179-230-145	00110000074	002	WASHER	
179-230-146	50001690000	001	BALL BEARING-DISC SPRING 21,8X12,3X0,25	
179-230-147	60260207200	001	CUP DISK	
179-230-148	56444800000	001	HEXAGON NUT DIN 439-BM8-A2-70	
179-230-149	60510300140	001	WASHER	
179-230-155	60260207301	001	CONTROL GEAR	
179-230-156	60260212500	001	STOP	
179-230-157	60260207502	001	COVER	
	60260297500	001	COVER C	
179-230-158	57451200000	001	COUNTERS.SCR. DIN 965-M4X10-A2-70	
179-230-159	60353801202	001	LEVER EXTENSION PREASSEMBLED	
	60353891201	001	LEVER EXTENSION PREASSEMBLED C	
179-230-159-10	60353801500	001	LEVER EXTENSION	
	60353891500	001	LEVER EXTENSION C	
179-230-159-20	57743740000	001	CYLINDER HEAD SCREW DIN 912-M8X50-A2-70	
179-230-159-40	56739080000	001	WASHER DIN 125-A 8.4-A2-70	
179-230-159-50	60260212400	001	STOP PIN	
179-230-160	60260211900	001	THRUST WASHER	
179-230-161	60260212300	001	THRUST WASHER	
179-230-162	60260207800	001	DIVOT NUT	
	60260297800	001	DIVOT NUT C	
179-230-163	57750010000	001	DISK SR1947 6.2X12.7X3.8	
179-230-164	56413060001	001	HEXAGON CAP NUT DIN 917 M6 A2-GHP	
179-235	60220001100	002	THRUST WASHER	
179-240	60260212200	006	WASHER	
179-245	60353602300	001	SHAFT	
179-250	56322570000	001	GROOVED TAPER PIN DIN 1471-4X24-A2-70	
179-270	60274601001	002	BOLT	
179-280	60370401900	004	SCREW	
179-350	60370402001	001	ADHESIVE FOIL	
179-360	60370302101	001	REAR WALL 150MM	
179-370	56739050000	004	WASHER DIN 125-A 5.3-A2-70	
179-380	57767050000	004	SPR. LOCK WASHER DIN 128-A5-FST	
179-390	56444500000	004	HEXAGON NUT DIN 439-BM5-A2-70	
179-400	60370402200	004	PROTECTIVE PLUG	

Bitte unbedingt 11-stellige **Bestell-Nr.** angeben • Please always indicate 11 digit **Order No.** • Absolutement nécessaire d'indiquer **No. de commande** (11 chiffres) • Favorisca specificarci sempre il **N. di ordine** a 11 cifre • Es imprescindible que citen el **No. de pedido** (11 guarismos)

Series (code No.) 90.034	Spare parts list No. 037.98.3.1204	GSP H 33 / GSP HC 33	Text page 15
------------------------------------	----------------------------------------------	-----------------------------	------------------------

Number in drawing	Order number	Piece	Designation	from status onwards
X	X	X	X	X
179-410	60380402400	001	PROTECTIVE PLATE 18	
	38014990000	001	PROTECTIVE PLATE 18 C	
179-440	38031761000	001	SUPPORTING PLATE COMPLETE	
	38031869000	001	SUPPORTING PLATE COMPL. C	
179-440-185	38031760000	001	SUPPORTING PLATE	
	38031868000	001	SUPPORTING PLATE C	
179-440-186	60530200028	001	THREADED BUSHING	
179-440-187	60260208200	004	SLIDING WASHER	
190	60370303700	001	HANDHOLD 28X90 M10	
	38032678000	001	HANDHOLD 28X90 M10 RED	
191	38036888000	001	HANDLE M10	
192	38031674000	001	HANDLE WITH CAP	
192-10	60353801402	001	HANDLE	
192-20	60220000802	001	PROTECTIVE PLUG 27;2 KNURLED	
200 (V)	60220407200	001	REMNANT HOLDER UNT GLATT OHNE BOLT	
	60260218100	001	REMNANT HOLDER UNT GERIFF BOLT LONG	
	60354304900	001	REMNANT HOLDER SP UNT BOLT SHORT (COLORCOMP)	
	60370411702	001	REMNANT HOLDER SP UNT BOLT SHORT (GRIVORY)	
	38031983000	001	REMNANT HOLDER SP UND BOLT LONG	
200-7	40110201403	001	SUPPORTING PIN SHORT (3MM)	
200-8	60260215200	001	SUPPORTING PIN LONG (5,5MM)	
200-9	38031972000	001	SUPPORTING PIN(6MM, (9,5MM)	
205	60220406801	001	CLAMP HANDLE COMPL.	
221	60378022100	001	TECHNOLOGY PACKAGE WITHOUT SWITCH OFF 330MM	
221-10	60371100201	001	CARRIAGE GUIDE CPL.	
221-10-1	60371100300	001	CARRIAGE GUIDE PREASSEMBLED	
221-10-1-1	60371100402	001	CARRIAGE GUIDE POWER-OFF AUTOM.	
221-10-1-2	60370100700	001	ROLLER MOUNTING, PREASSEMBLED	
221-10-1-2-1	60370100801	001	ROLLER BEARING	
221-10-1-2-2	60370100900	001	BEARING BOLT	
221-10-1-2-3 (V)	40220102500	001	ROLLER	
221-10-1-2-4	57750800000	001	RETAINING WASHER DIN 6799 8	
221-10-1-2-5	50383650000	001	BUFFER WITH PIN FORM NR.3184	

Text page 16	GSP H 33 / GSP HC 33	Spare parts list No. 037.98.3.1204	Series (code No.) 90.034
------------------------	-----------------------------	----------------------------------------------	------------------------------------

Number in drawing	Order number	Piece	Designation	from status onwards
221-10-1-5 (V)	60540271900	001	MAGNET VACODYM 370 WZ ROUND 10X4	
221-10-1-6	57737250001	001	SOCKET HEAD SCREW DIN 912-M8X25-8.8-A4V	
221-10-1-7	56739080000	001	WASHER DIN 125-A 8.4-A2-70	
221-10-1-8	57767080000	001	SPR. LOCK WASHER DIN 128-A8-A2	
221-10-1-10	60530300066	002	FELT RING	
221-10-1-11	60530300067	002	COVER DISK	
221-10-1-12	38004689000	002	BUSHING 2530 DP4	
221-10-1-21	56980720000	001	OVAL-HEAD SCREW DIN 923-M5X4-5.8	
221-10-1-22	56453290000	001	THREADED INSERT HELI-COIL M12X9	
221-10-1-23	56044800000	001	SETSCREW DIN 551-M8X35-MS	
221-10-1-24	56456800000	001	HEXAGON NUT DIN 934-M8-A2-70	
221-10-1-30	60370112800	001	FELT STRIP	
221-10-1-32	60370102301	001	COVER	
221-10-1-33	56818430000	002	SELF-TAPP.SCREW DIN 7500-CM4X8-T20-ST	
221-10-1-48	60370102700	001	TORSION SPRING	
221-10-1-50	60370102802	001	STOP	
221-10-1-52	60370102901	001	INSERT	
221-10-1-56	57347160000	002	HEXAGON SCREW DIN 933-M6X16-8.8	
221-10-1-58	57767060000	002	SPR. LOCK WASHER DIN 128-A6-FST	
221-10-5	60370102001	001	CARRIAGE SHAFT, PREASSEMBLED	
221-10-5-1	60370102102	001	CARRIAGE SHAFT	
221-10-5-2	60370102600	001	STOP RING	
221-10-5-5	60370113200	001	LEVER, PREASSEMBLED	
221-10-6	60370102400	001	SHOCK ABSORBER	
221-10-7	60370102500	001	SHOCK ABSORBER SLEEVE	
221-10-8	60370107000	001	BUFFER DISK	
221-20	60380101701	001	BEARING BRACKET PREASSY.	
221-20-1	60371101601	001	BEARING BRACKET	
221-20-10	57736300001	002	SOCKET HAED SCREW DIN 912-M6X30-8.8	
221-20-12	56400860000	002	LOCKNUT DIN 985-M6-A2-70	
221-20-20	38026188000	002	BUSHING 1815 DP4	
221-20-22	60370111500	001	LEVER PREASSY.	
221-20-22-5	56150360000	001	PARALLEL PIN DIN 6325-8M6X26-ST	
221-20-23	56337160000	001	GROOVED PIN DIN 1474-5X16 A2-70	
221-20-24	57736200000	001	SOCKET HEAD SCREW DIN 912-M6X20-8.8	
221-20-26	57767060000	001	SPR. LOCK WASHER DIN 128-A6-FST	
221-20-27	56739060000	001	WASHER DIN 125-A 6,4-A2-70	
221-20-30	60220110100	002	THREADED PIN	
221-20-32	56083970000	002	SETSCREW DIN 916-M6X8-45H	
221-20-50	60370106201	001	WASHER	
221-20-52	56806460000	002	OVAL-HEAD SCREW DIN 7985-M4X16-A2-70	
221-20-54	56739040000	002	WASHER DIN 125-A 4.3-A2-70	
221-20-56	57767040000	002	SPR. LOCK WASHER DIN 128-A4-FST	
221-30	60384102100	001	SENSOR SUPPORT	
221-40	60370113500	001	INLETT MOUNTED	
221-50	56808440000	002	SELF-TAPP.SCREW DIN 7500-CM4X12-ST	
221-60	56765040000	002	WASHER DIN 9021-4,3-A2-70	

Bitte unbedingt 11-stellige **Bestell-Nr.** angeben • Please always indicate 11 digit **Order No.** • Absolutement nécessaire d'indiquer **No. de commande** (11 chiffres) • Favorisca specificarci sempre il **N. di ordine** a 11 cifre • Es imprescindible que citen el **No. de pedido** (11 guarismos)

Series (code No.) 90.034	Spare parts list No. 037.98.3.1204	GSP H 33 / GSP HC 33	Text page 17
------------------------------------	----------------------------------------------	-----------------------------	------------------------

Number in drawing	Order number	Piece	Designation	from status onwards
X	X	X	X	X
223	60378022300	001	TECHNOLOGY PACKAGE WITH SWITCH OFF HEX 330MM	
223-30	60384102100	001	SENSOR SUPPORT	
223-40	60371100900	001	DUCT ASS.	
223-50	56808440000	002	SELF-TAPP.SCREW DIN 7500-CM4X12-ST	
223-60	56765040000	002	WASHER DIN 9021-4,3-A2-70	
223-70	60836100401	001	SWITCH S870+L800 03L1R073	
223-80	60380101500	001	NUT PLATE	
223-90	56805380001	002	OVAL-HEAD SCREW(CROSS) DIN7985-M3X20-4.8	
223-100	56739030000	002	WASHER DIN 125-A 3,2-A2-70	
223-110	57767030000	002	SPR. LOCK WASHER DIN 128-A3-FST	
223-120	71010650000	001	CABLE GLAND PG7 UL53015000	
223-130	71161070000	001	NUT PG 7 DIN 46320	
223-140	60386100702	001	SENSOR COMPL. CUT. SE12D	
223-150	71161070000	001	NUT PG 7 DIN 46320	
223-160	60380315100	001	NUT PLATE	
223-170	56805410000	002	OVAL-HEAD SCREW DIN 7985-M4X6-5.8	
223-180	56739040000	002	WASHER DIN 125-A 4.3-A2-70	
223-190	60380102301	001	FISH PLATE	
223-200	57429060000	002	HEXAGON SCREW DIN 933-M4X6-A2-70	
223-210	71169050000	001	CABLE CLIP HP-5N	
223-220	56739040000	001	WASHER DIN 125-A 4.3-A2-70	
223-230	56808440000	001	SELF-TAPP.SCREW DIN 7500-CM4X12-ST	
224	60378022500	001	TECHNOLOGY PACKAGE WITHOUT SWITCH OFF 330MM BRASIL	
224-30	60384102100	001	SENSOR SUPPORT	
225	60378022600	001	TECHNOLOGY PACKAGE WITH SWITCH OFF HEX 330MM ILLUMINATION	
225-20	38023851000	001	BEARING BRACKET PREAS.	
225-20-1	38023848000	001	BEARING BRACKET	
225-20-10	57736300001	002	SOCKET HAED SCREW DIN 912-M6X30-8.8	
225-20-12	56400860000	002	LOCKNUT DIN 985-M6-A2-70	
225-20-20	38026188000	002	BUSHING 1815 DP4	
225-20-22	60370111500	001	LEVER PREASSY.	
225-20-22-5	56150360000	001	PARALLEL PIN DIN 6325-8M6X26-ST	
225-20-23	56337160000	001	GROOVED PIN DIN 1474-5X16 A2-70	
225-20-24	57736200000	001	SOCKET HEAD SCREW DIN 912-M6X20-8.8	
225-20-26	57767060000	001	SPR. LOCK WASHER DIN 128-A6-FST	
225-20-27	56739060000	001	WASHER DIN 125-A 6,4-A2-70	
225-20-30	60220110100	002	THREADED PIN	
225-20-32	56083970000	002	SETSCREW DIN 916-M6X8-45H	
225-20-40	60370105901	001	SHAFT	
225-20-50	60370106201	001	WASHER	
225-20-52	56806460000	002	OVAL-HEAD SCREW DIN 7985-M4X16-A2-70	
225-20-54	56739040000	002	WASHER DIN 125-A 4.3-A2-70	
225-20-56	57767040000	002	SPR. LOCK WASHER DIN 128-A4-FST	
225-30	60384102100	001	SENSOR SUPPORT	
225-40	38029175000	001	INLETT MOUNTED	
225-50	56808430000	002	SELF-TAPP.SCREW DIN 7500-CM4X8-ST	

Text page 18	GSP H 33 / GSP HC 33	Spare parts list No. 037.98.3.1204	Series (code No.) 90.034
------------------------	-----------------------------	----------------------------------------------	------------------------------------

Number in drawing	Order number	Piece	Designation	from status onwards
-------------------	--------------	-------	-------------	------------------------

X	X	X	X	X
225-60	56765040000	002	WASHER DIN 9021-4,3-A2-70	
225-70	60836100401	002	SWITCH S870+L800 03L1R073	
225-80	60380101500	001	NUT PLATE	
225-90	65019950055	002	OVAL-HEAD SCREW ISO14583 M3X30-T10-A2-70	
225-100	56739030000	002	WASHER DIN 125-A 3,2-A2-70	
225-110	57767030000	002	SPR. LOCK WASHER DIN 128-A3-FST	
225-120	71010650000	003	CABLE GLAND PG7 UL53015000	
225-130	71161070000	003	NUT PG 7 DIN 46320	
225-140	60386100702	001	SENSOR COMPL. CUT. SE12D	
225-150	71161070000	001	NUT PG 7 DIN 46320	
225-160	60380315100	001	NUT PLATE	
225-170	56805410000	002	OVAL-HEAD SCREW DIN 7985-M4X6-5.8	
225-180	56739040000	002	WASHER DIN 125-A 4.3-A2-70	
225-190	60380102301	001	FISH PLATE	
225-200	57429060000	002	HEXAGON SCREW DIN 933-M4X6-A2-70	
225-210	71169070000	001	KABEL CLIP HP-7N	
225-220	56739040000	001	WASHER DIN 125-A 4.3-A2-70	
225-230	56808440000	001	SELF-TAPP.SCREW DIN 7500-CM4X12-ST	
225-240	71169020000	001	NYLON-CLIPS 2N	
225-250	71004310000	004	CABEL TIE T18R	
225-260	71004360000	001	CABLE TIE 4.8X200 NATURAL	
226	60378023000	001	TECHNOLOGY PACKAGE WITHOUT SWITCH OFF 330MM KF	
226-30	56739060000	004	WASHER DIN 125-A 6,4-A2-70	
227	60378023200	001	TECHNOLOGY PACKAGE WITHOUT SWITCH OFF HEX 330MM KF	
227-30	60384102100	001	SENSOR SUPPORT	
227-70	60836100401	001	SWITCH S870+L800 03L1R073	
227-80	60380101500	001	NUT PLATE	
227-90	56805380001	002	OVAL-HEAD SCREW(CROSS) DIN7985-M3X20-4.8	
227-100	56739030000	002	WASHER DIN 125-A 3,2-A2-70	
227-110	57767030000	002	SPR. LOCK WASHER DIN 128-A3-FST	
227-140	38046864000	001	KA RD 4X0,14 0,90M	
227-160	60380315100	001	NUT PLATE	
227-170	56805410000	002	OVAL-HEAD SCREW DIN 7985-M4X6-5.8	
227-180	56739040000	002	WASHER DIN 125-A 4.3-A2-70	
227-190	60380102301	001	FISH PLATE	
227-200	57429060000	002	HEXAGON SCREW DIN 933-M4X6-A2-70	
227-210	71169070000	001	KABEL CLIP HP-7N	
227-220	56739040000	001	WASHER DIN 125-A 4.3-A2-70	
227-230	56808440000	001	SELF-TAPP.SCREW DIN 7500-CM4X12-ST	
227-240	71169020000	001	NYLON-CLIPS 2N	
227-250	71004310000	004	CABEL TIE T18R	
227-260	71004360000	001	CABLE TIE 4.8X200 NATURAL	
228	60378022800	001	TECHNOLOGY PACKAGE WITH SWITCH OFF HEX 330MM ILLUMINATION. KF	
228-30	60384102100	001	SENSOR SUPPORT	
228-70	60836100401	002	SWITCH S870+L800 03L1R073	
228-80	60380101500	001	NUT PLATE	
228-90	65019950055	002	OVAL-HEAD SCREW ISO14583 M3X30-T10-A2-70	
228-100	56739030000	002	WASHER DIN 125-A 3,2-A2-70	
228-110	57767030000	002	SPR. LOCK WASHER DIN 128-A3-FST	

Bitte unbedingt 11-stellige **Bestell-Nr.** angeben • Please always indicate 11 digit **Order No.** • Absolutement nécessaire d'indiquer **No. de commande**
(11 chiffres) • Favorisca specificarci sempre il **N. di ordine** a 11 cifre • Es imprescindible que citen el **No. de pedido** (11 guarismos)

Series (code No.) 90.034	Spare parts list No. 037.98.3.1204	GSP H 33 / GSP HC 33	Text page 19
------------------------------------	----------------------------------------------	-----------------------------	------------------------

Number in drawing	Order number	Piece	Designation	from status onwards
X	X	X	X	X
228-140	38046864000	001	KA RD 4X0,14 0,90M	
228-160	60380315100	001	NUT PLATE	
228-170	56805410000	002	OVAL-HEAD SCREW DIN 7985-M4X6-5.8	
228-180	56739040000	002	WASHER DIN 125-A 4.3-A2-70	
228-190	60380102301	001	FISH PLATE	
228-200	57429060000	002	HEXAGON SCREW DIN 933-M4X6-A2-70	
228-210	71169070000	001	KABEL CLIP HP-7N	
228-220	56739040000	001	WASHER DIN 125-A 4.3-A2-70	
228-230	56808440000	001	SELF-TAPP.SCREW DIN 7500-CM4X12-ST	
228-240	71169020000	001	NYLON-CLIPS 2N	
228-250	71004310000	004	CABEL TIE T18R	
228-260	71004360000	001	CABLE TIE 4.8X200 NATURAL	
240	60378024100	001	RUBBERFEET LOW (STANDARD)	
	60378024400	001	RUBBERFEET LOW (STANDARD) C	
240-10	60610000400	004	RUBBER FOOT	
240-20	57743520000	001	SOCKET HEAD SCREW DIN 912-M6X70-A2-70	
240-30	57743440000	001	SOCKET HEAD SCREW DIN 912-M6X25-A2-70	
240-40	60370107600	002	DISTANCE COLLAR L35	
	38017317000	001	DISTANCE COLLAR C L35	
241	60378024200	001	RUBBERFEET HIGH	
241-150	38017260000	001	KIT RAISED INSTALLATION GSP-H	
241-150-10	38017247000	002	DISTANCE COLLAR 77	
241-150-20	38017249000	002	DISTANCE COLLAR 114	
241-150-30	57743560000	002	SOCKED HEAD SCREW DIN 912-M6X110-A2-70	
241-150-40	57743590000	002	SOCKET HEAD SCREW DIN 912-M6X150-A2-70	
241-150-80	57744870000	004	COVERING CAP RIBE SW5	
242	60378024300	001	LIFTING LEVER WITH RUBBERFEET	
	60378024500	001	LIFTING LEVER WITH RUBBER FEET CERACLEAN	
242-10	60374010000	001	LIFTING LEVER	
242-10-1	60374000800	001	LIFTING DEVICE PRE-ASSEMBLED	
242-10-1-1	60374000500	001	ARM DEU	
242-10-1-5	60374000300	001	LIFT FOOT BLOCK	
242-10-1-10	60374000200	001	LIFTING DEVICE STOPPER	
242-10-1-15	60374000100	001	LIFT FOOT	
242-10-1-20	60374000600	001	SHAFT	
242-10-1-25	60224000400	002	ROLLER	
242-10-1-30	60510100053	002	HEXAGON SETSCREW M 6X7X9	
242-10-1-35	56359570000	002	GROOVED PIN SPECIAL 4X18-A2	
242-10-1-36	56359560000	001	GROOVED PIN DIN 1473-4X16-A2	
242-10-1-40	56359380000	001	GROOVED PIN DIN 1473-4X20-A2	
242-10-1-45	56086280000	001	BALL KNOB DIN 319-KU-40-M12-C	
242-10-1-50	38027530000	002	BUSHING 1215 DP4	
242-10-5	57743461000	002	SOCKET HEAD SCREW DIN 912-M6X35-A2-70	
242-10-6	57743540000	002	SOCKET HEAD SCREW DIN 912-M6X80-A2-70	
242-10-10	60300020003	004	INTERMEDIATE RING	

Bitte unbedingt 11-stellige **Bestell-Nr.** angeben • Please always indicate 11 digit **Order No.** • Absolutement nécessaire d'indiquer **No. de commande**
(11 chiffres) • Favorisca specificarci sempre il **N. di ordine** a 11 cifre • Es imprescindible que citen el **No. de pedido** (11 guarismos)

Text page 20	GSP H 33 / GSP HC 33	Spare parts list No. 037.98.3.1204	Series (code No.) 90.034
------------------------	-----------------------------	----------------------------------------------	------------------------------------

Number in drawing	Order number	Piece	Designation	from status onwards
X	X	X	X	X
242-10-12	56046250000	002	SETSCREW DIN 551-M6X25-A2-70	
242-10-15	60374000401	002	SPACER SLEEVE L41	
242-10-25	57431250000	002	HEXAGON SCREW DIN 933-M6X25-A2-70	
242-10-30	57767060000	002	SPR. LOCK WASHER DIN 128-A6-FST	
242-20	60610000400	004	RUBBER FOOT	
242-30	60370107600	002	DISTANCE COLLAR L35	
	38017317000	002	DISTANCE COLLAR L35 C	
242-40	57744870000	004	COVERING CAP RIBE SW5	
243	60388024300	001	LIFTING LEVER WITH RUBBERFEET BRAZIL	
243-10	60374000800	001	LIFTING DEVICE PRE-ASSEMBLED	
243-10-1	60374000500	001	ARM DEU	
243-10-5	60374000300	001	LIFT FOOT BLOCK	
243-10-10	60374000200	001	LIFTING DEVICE STOPPER	
243-10-15	60374000100	001	LIFT FOOT	
243-10-20	60374000600	001	SHAFT	
243-10-25	60224000400	002	ROLLER	
243-10-30	60510100053	002	HEXAGON SETSCREW M 6X7X9	
243-10-35	56359570000	002	GROOVED PIN SPECIAL 4X18-A2	
243-10-36	56359560000	001	GROOVED PIN DIN 1473-4X16-A2	
243-10-40	56359380000	001	GROOVED PIN DIN 1473-4X20-A2	
243-10-45	56086280000	001	BALL KNOB DIN 319-KU-40-M12-C	
243-10-50	38027530000	002	BUSHING 1215 DP4	
243-20	60610000400	004	RUBBER FOOT	
243-30	57431250000	002	HEXAGON SCREW DIN 933-M6X25-A2-70	
243-40	57767060000	002	SPR. LOCK WASHER DIN 128-A6-FST	
243-50	57743520000	002	SOCKET HEAD SCREW DIN 912-M6X70-A2-70	
243-60	57743530000	002	SOCKET HEAD SCREW DIN 912-M6X90-A2-70	
243-70	60380303600	004	SHIM	
243-80	57744870000	004	COVERING CAP RIBE SW5	
245	38021930001	001	LIFTING DEVICE GSP H KF	
245-10	60374000801	001	LIFTING DEVICE PREASSEMBLED	
245-10-1	60374000500	001	ARM DEU	
245-10-5	60374000301	001	LIFT FOOT BLOCK	
245-10-7	38027530000	002	BUSHING 1215 DP4	
245-10-10	60374000200	001	LIFTING DEVICE STOPPER	
245-10-15	60374000101	001	LIFT FOOT	
245-10-20	60374000600	001	SHAFT	
245-10-25	60224000400	002	ROLLER	
245-10-30	60510100053	002	HEXAGON SETSCREW M 6X7X9	
245-10-35	38036737000	003	GROOVED PIN SPECIAL 4X18	
245-10-40	56359380000	001	GROOVED PIN DIN 1473-4X20-A2	
245-10-45	56086280000	001	BALL KNOB DIN 319-KU-40-M12-C	

Bitte unbedingt 11-stellige **Bestell-Nr.** angeben • Please always indicate 11 digit **Order No.** • Absolutement nécessaire d'indiquer **No. de commande** (11 chiffres) • Favorisca specificarci sempre il **N. di ordine** a 11 cifre • Es imprescindible que citen el **No. de pedido** (11 guarismos)

Series (code No.) 90.034	Spare parts list No. 037.98.3.1204	GSP H 33 / GSP HC 33	Text page 21
------------------------------------	----------------------------------------------	-----------------------------	------------------------

Number in drawing	Order number	Piece	Designation	from status onwards
X	X	X	X	X
245-20	60374000401	001	SPACER SLEEVE L41	
245-30	56046250000	001	SETSCREW DIN 551-M6X25-A2-70	
245-40	38047600000	001	EQUIPMENT PACK LIFTING DEVICE GSP H KF	
245-40-20	57430400000	002	HEXAGON SCREW DIN 933-M5X40-A2-70	
245-40-21	57767050000	002	SPR. LOCK WASHER DIN 128-A5-FST	
245-40-30	57431410000	002	HEXAGON SCREW DIN 933-M6X40-A2-70	
245-40-31	57767060000	002	SPR. LOCK WASHER DIN 128-A6-FST	
245-40-50	38020954000	001	SPACER SLEEVE	
245-40-60	38020898000	001	SPACER PIECE 24	
246	60378024601	001	MOUNTING CPL. GSP H KF	
	60378024701	001	MOUNTING CPL. GSP H KF C	
246-10	38031063000	004	FOOT PREM.	
246-10-1	60360313103	001	FOOT	
246-10-2	56046420000	001	SETSCREW DIN 551-M8X40-A2-70	
246-10-4	50002290000	001	PROTECTIVE PLUG M8 10070	
246-30	56456800000	004	HEXAGON NUT DIN 934-M8-A2-70	
246-40	38014081000	004	INTERMEDIATE RING	
246-50	38018473000	001	SUPPORTING RAIL	
246-60	38018474000	001	SUPPORTING RAIL MOTOR COVER	
246-70	38011216001	002	DISTANCE BOLT PREM.	
	38031064001	002	DISTANCE BOLT PREM. C	
246-70-10	38011215000	001	DISTANCE BOLT	
	38023564000	001	DISTANCE BOLT C	
246-70-20	38057041000	001	SETSCREW DIN 913-M6X30-A2-70	
246-80	57743430000	002	SOCKET HEAD SCREW DIN 912-M6X20-A2-70	
246-82	57744870000	002	COVERING CAP RIBE SW5	
246-90	56808460000	001	SELF-TAPP.SCREW DIN 7500-CM4X20-ST	
246-100	56765040000	001	WASHER DIN 9021-4,3-A2-70	
246-110	38011214000	001	SPACER	
246-120	57743380000	001	SOCKET HEAD SCREW DIN 912-M6X10-A2-70	
246-122	57744870000	001	COVERING CAP RIBE SW5	
246-130	57743370000	001	SOCKET HEAD SCREW DIN 912-M6X8-A2-70	
246-132	57744870000	001	COVERING CAP RIBE SW5	
260	60378026100	001	MACHINE HOUSING RAISED LIP CPL. (STANDARD)	
	60378026200	001	MACHINE HOUSING RAISED LIP CPL. C (STANDARD)	
260-10	60371600101	001	MACHINE HOUSING RAISED LIP	
	60371690101	001	MACHINE HOUSING RAISED LIP C	
260-20	56777181000	002	SEALING WASHER	
	38017693000	002	SEALING WASHER C	

Bitte unbedingt 11-stellige **Bestell-Nr.** angeben • Please always indicate 11 digit **Order No.** • Absolutement nécessaire d'indiquer **No. de commande**
(11 chiffres) • Favorisca specificarci sempre il **N. di ordine** a 11 cifre • Es imprescindible que citen el **No. de pedido** (11 guarismos)

Text page 22	GSP H 33 / GSP HC 33	Spare parts list No. 037.98.3.1204	Series (code No.) 90.034
------------------------	-----------------------------	----------------------------------------------	------------------------------------

Number in drawing	Order number	Piece	Designation	from status onwards
X	X	X	X	X
260-30	38010483001	001	SUPPORTER	
	38017600000	001	SUPPORTER C	
260-40	57345200000	002	HEXAGON SCREW DIN 933-M5X20-8.8	
260-50	56739050000	002	WASHER DIN 125-A 5.3-A2-70	
260-60	57758500001	002	TOOTHED WASHER DIN 6797-A 5,3-FST	
260-70	60370103211	001	SEALING	
261	60378026701	001	MACHINE HOUSING RAISED LIP CPL. BR	
261-10	60370140102	001	MACHINE HOUSING RAISED LIP CPL. BR	
261-20	56777181000	002	SEALING WASHER DIN 470-18-AL	
261-30	38010483001	001	SUPPORTER	
261-40	57345200000	002	HEXAGON SCREW DIN 933-M5X20-8.8	
261-50	56739050000	002	WASHER DIN 125-A 5.3-A2-70	
261-60	57758500001	002	TOOTHED WASHER DIN 6797-A 5,3-FST	
261-70	60370103211	001	SEALING	
280	38010280000	001	BLADE COVER CPL.	
	38016193000	001	BLADE COVER CPL C	
280-10	38010279000	001	BLADE COVER PREASS.	
	38016178000	001	BLADE COVER PREASS C	
280-10-10	38008349001	001	BOLT LONG	
280-10-20	38007455000	001	BLADE COVER	
	38016161000	001	BLADE COVER C	
280-20	38007856002	001	HANDLE	
280-30	38007880000	001	WASHER	
280-40	38007882000	002	THRUST WASHER	
280-50	56400890000	001	LOCKNUT DIN 985-M4-A2-70	
280-60	40220000201	001	PROTECTIVE PLUG 12,2 KNURLED	
280-70	60800108400	001	BRACKET HANDLE	
	60800198400	001	BRACKET HANDLE C	
280-80	57630530000	002	COUNTERSUNK SCREW DIN 963-M5X12-A2-70	
282	38030942001	001	BLADE COVER CLOSED COMPL.	
	38034057001	001	BLADE COVER CLOSED COMPL. C	
282-10	38030938001	001	BLADE COVER CLOSED PREASS.	
	38034058001	001	BLADE COVER CLOSED PREASS. C	
282-10-10	38008349001	001	BOLT LONG	
282-10-20	38010541001	001	BLADE COVER CLOSED	
	38034060001	001	BLADE COVER CLOSED C	

Bitte unbedingt 11-stellige **Bestell-Nr.** angeben • Please always indicate 11 digit **Order No.** • Absolutement nécessaire d'indiquer **No. de commande** (11 chiffres) • Favorisca specificarci sempre il **N. di ordine** a 11 cifre • Es imprescindible que citen el **No. de pedido** (11 guarismos)

Series (code No.) 90.034	Spare parts list No. 037.98.3.1204	GSP H 33 / GSP HC 33	Text page 23
------------------------------------	----------------------------------------------	-----------------------------	------------------------

Number in drawing	Order number	Piece	Designation	from status onwards
X	X	X	X	X
282-20	38007856002	001	HANDLE	
282-30	38007880000	001	WASHER	
282-40	38007882000	002	THRUST WASHER	
282-50	56400890000	001	LOCKNUT DIN 985-M4-A2-70	
282-60	40220000201	001	PROTECTIVE PLUG 12,2 KNURLED	
282-70	60800108400	001	BRACKET HANDLE	
	60800198400	001	BRACKET HANDLE C	
282-80	57630530000	002	COUNTERSUNK SCREW DIN 963-M5X12-A2-70	
300	60378030101	001	BLADE GUARD RING PL 330-18L/25L	
300-10	60371670001	001	BLADE GUARD RING PREASS. LOW PLASTIC	
300-10-10	38010599003	001	BLADE GUARD RING LOW PLASTIC	
300-10-20	60370161300	001	LOCATION BOLT	
300-10-30	56083980000	001	SETSCREW DIN 916-M6X12-A2-70	
300-20	60800114900	002	ADJUSTING RING	
300-30	56739050000	002	WASHER DIN 125-A 5.3-A2-70	
300-40	57767050000	002	SPR. LOCK WASHER DIN 128-A5-FST	
300-50	57743280000	002	SOCKET HEAD SCREW DIN 912-M5X20-A2-70	
300-60	60810107611	002	SEALING	
300-70	56765050000	004	WASHER DIN 9021-5,3-A2-70	
300-80	57767050000	002	SPR. LOCK WASHER DIN 128-A5-FST	
300-90	57743290000	002	SOCKET HEAD SCREW DIN 912-M5X25-A2-70	
300-110	57767050000	001	SPR. LOCK WASHER DIN 128-A5-FST	
300-120	57743290000	001	SOCKET HEAD SCREW DIN 912-M5X25-A2-70	
300-130	38010606002	001	COVER	
300-140	38012465000	003	TRUST WASHER	
300-150	38007880000	001	WASHER	
300-160	38010553003	001	DEFLECTOR WING	
300-170	56972510000	001	MUSHROOM HEAD SCREW M4X12-A2-70	
301	60378030301	001	BLADE GUARD RING PL 330-18H/25H	
301-10	60371660001	001	BLADE GUARD RING PREASS. HIGH PLASTIC	
301-10-10	38010249003	001	BLADE GUARD RING HIGH PLASTIC	
340	60371616000	001	GAUGE PLATE PREASS. 18H/25H	
	60378034401	001	GAUGE PLATE PREASS. 18H/25H C	
	60371626000	001	GAUGE PLATE PREASS. 18L/25L	
	60378034201	001	GAUGE PLATE PREASS. 18L/25L C	
360	60378036101	001	BASIC PART GSP H STANDARD	
	60378036302	001	BASIC PART GSP H ILLUMINATION	
	60378036401	001	BASIC PART GSP H K-FLEX	
360-2	60370103001	001	COLLET 3	
360-3	57442170000	001	COUNTERSUNK SCREW DIN 7991-M6X20-A2-70	

Bitte unbedingt 11-stellige **Bestell-Nr.** angeben • Please always indicate 11 digit **Order No.** • Absolutement nécessaire d'indiquer **No. de commande** (11 chiffres) • Favorisca specificarci sempre il **N. di ordine** a 11 cifre • Es imprescindible que citen el **No. de pedido** (11 guarismos)

Text page 24	GSP H 33 / GSP HC 33	Spare parts list No. 037.98.3.1204	Series (code No.) 90.034
------------------------	-----------------------------	----------------------------------------------	------------------------------------

Number in drawing	Order number	Piece	Designation	from status onwards
360-20	38002647001	001	BLADE BEARING PREASS.	
360-20-1	60370112600	001	BEARING BUSHING	
360-20-2	56362680000	002	GROOVED BALL BEARING DIN 625 6006-2R	
360-20-3	60370103901	001	SPACER RING	
360-20-4	50282370000	002	DISC SPRING 54,5X40,5X0,45	
360-20-5	60370103601	001	RETAINING RING	
360-20-6	57442080000	004	COUNTERSUNK SCREW DIN 7991-M4X12-A2-70	
360-20-7	38002269000	001	BLADE SHAFT	
360-20-8	38002106000	001	SHORING BOLT	
360-20-11	60370104211	001	SEALING RING	
360-24	57743440000	004	SOCKET HEAD SCREW DIN 912-M6X25-A2-70	
360-25	57767060000	004	SPR. LOCK WASHER DIN 128-A6-FST	
360-26	56739060000	004	WASHER DIN 125-A 6,4-A2-70	
360-28	60370104100	001	BELT PULLEY	
360-29	60370104301	001	HEXAGON NUT	
360-59	60180300028	001	BOLT 8X5	
360-61	50275150000	001	PRESSURE SPRING D-180T	
360-62	60370101900	002	SCREW	
360-85 (V)	50009811000	001	V-RIBBED BELT PJ10-406	
360-86	40110000099	002	WASHER	
360-87	56765060000	002	WASHER DIN 9021-6,4-A2-70	
360-88	57736450000	002	SOCKET HEAD SCREW DIN 912-M 6X45-8.8	
360-89	57767060000	002	SPR. LOCK WASHER DIN 128-A6-FST	
360-90	60370107301	001	SPACER PREASS.	
360-91	60370107502	001	SPACER	
360-95	60220200601	001	WASHER	
360-96	57767060000	001	SPR. LOCK WASHER DIN 128-A6-FST	
360-97	60370109701	001	CLAMPING NUT	
360-98	60370107100	001	GUIDE RAIL	
360-102	56338240000	001	GROOVED PIN DIN 1474-6X24 A2-70	
360-104	60370115100	001	COVER,PART 2 (OLD VERSION-MOTOR WITH EXHAUST AIR HOOD)	
	38016920000	001	PERFORATED SHEET (NEW VERSION-MOTOR WITHOUT EXHAUST AIR HOOD)	
360-105	60370112701	001	COVER 2 PARTS	
360-106	57455460000	004	TAPPING SCREW ISO 7049-C4.2X16-ST	
360-107	60370115400	004	COVER DISC (OLD VERSION-MOTOR WITH EXHAUST AIR HOOD)	
	56765040000	004	WASHER DIN 9021-4,3-A2-70 (NEW VERSION-MOTOR WITHOUT EXHAUST AIR HOOD)	
360-109	57743440000	002	SOCKET HEAD SCREW DIN 912-M6X25-A2-70	
360-110	57767060000	002	SPR. LOCK WASHER DIN 128-A6-FST	
360-111	57630620000	004	COUNTERSUNK SCREW DIN 963-M6X12-A2-70	
360-198	56269330000	001	ROUND-HEAD NAIL DIN 1476-3X6-PC	
360-200	60370105601	001	GROOVED CAM (STANDARD)	
	38019715000	001	GROOVED CAM (ILLUMINATION)	
360-202	60370105702	001	ROTARY KNOB SHAFT (STANDARD)	
	38023912001	001	ROTARY KNOB SHAFT (ILLUMINATION)	

Bitte unbedingt 11-stellige **Bestell-Nr.** angeben • Please always indicate 11 digit **Order No.** • Absolutement nécessaire d'indiquer **No. de commande**
(11 chiffres) • Favorisca specificarci sempre il **N. di ordine** a 11 cifre • Es imprescindible que citen el **No. de pedido** (11 guarismos)

Series (code No.) 90.034	Spare parts list No. 037.98.3.1204	GSP H 33 / GSP HC 33	Text page 25
------------------------------------	----------------------------------------------	-----------------------------	------------------------

Number in drawing	Order number	Piece	Designation	from status onwards
360-204	56739050000	001	WASHER DIN 125-A 5.3-A2-70	
360-206	57767050000	001	SPR. LOCK WASHER DIN 128-A5-FST	
360-208	57747210000	001	SOCKET HEAD SCREW DIN 7984-M5X12-8.8	
360-210	60370105801	001	WASHER	
360-211	40110201009	001	WASHER 1 MM	
360-214	00110000095	002	DISK SPRING	
360-215	57920040000	001	ADJUSTING RING DIN 705-A18-ST	
360-220	60270101311	001	CHART SEALING RING	
360-221	57775550000	001	RETAINING RING DIN 472-55X2	
360-224	56922570000	001	COUNTER SUNK SCREW DIN 964-M5X25-A2-70	
360-242	56083380000	001	SETSCREW DIN 913-M10X50-A2-70	
360-244	56444820000	002	HEXAGON NUT DIN 439-BM10-A2-70	
360-246	57743430000	001	SOCKET HEAD SCREW DIN 912-M6X20-A2-70	
360-248	57767060000	001	SPR. LOCK WASHER DIN 128-A6-FST	
360-250	50002390000	001	PROTECTIVE PLUG TL-4-105	
360-251	50002530000	001	PROTECTIVE PLUG TL-4-073	
360-280	60370106100	001	SUPPORTING RAIL	
360-281	60370115300	001	SPACER	
360-282	57736200000	001	SOCKET HEAD SCREW DIN 912-M6X20-8.8	
360-283	56083180000	001	SETSCREW DIN 913-M6X35-A2-70	
360-284	57767060000	002	SPR. LOCK WASHER DIN 128-A6-FST	
360-285	56456600000	002	HEXAGON NUT DIN 934-M6-A2-70	
360-311	56739100000	002	WASHER DIN 125-A 10,5-A2-70	
360-312	57767100000	002	SPR. LOCK WASHER DIN 128-A10-FST	
360-314	56456820000	002	HEXAGONAL NUT DIN 934-M10-A2-70	
360-330	60370106311	001	SEALING GAUGE PLATE	
360-350	56808440000	001	SELF-TAPP.SCREW DIN 7500-CM4X12-ST	
360-351	56808430000	002	SELF-TAPP.SCREW DIN 7500-CM4X8-ST	
360-352	56765040000	001	WASHER DIN 9021-4,3-A2-70	
360-360	60370106401	001	ANGLE, BACK	
360-361	60370106501	001	ANGLE, FRONT	
360-362	57736160000	004	SOCKET HEAD SCREW DIN 912-M6X16-8.8	
360-363	56739060000	004	WASHER DIN 125-A 6,4-A2-70	
360-364	57767060000	004	SPR. LOCK WASHER DIN 128-A6-FST	
360-371	60370106602	001	RAIL	
360-372	60370106700	002	BUSHING	
360-374	50998960000	001	TENSION SPRING RZ-100FX	
360-396	60370106900	001	DISTANCE WASHER	
360-397	57347160000	001	HEXAGON SCREW DIN 933-M6X16-8.8	
360-398	56739060000	001	WASHER DIN 125-A 6,4-A2-70	
360-399	57767060000	001	SPR. LOCK WASHER DIN 128-A6-FST	
360-450	56008310000	005	SELF CLINCHING STUD FH-M4-20-5.8	
360-451	60660011700	005	SPACER SLEEVE	
360-452	50281080000	001	DISC SPRING DIN 2093-12X4,2X0,6	
360-453	60666401100	002	THRUST WASHER	
360-454	60276401102	002	DISTANCE WASHER RAFI	
360-455	50003680000	001	O-SEAL 20X1.0	
360-457	57758610000	005	TOOTHED WASHER DIN 6797-A 4,3-FST	
360-458	56456400000	005	HEXAGON NUT DIN 934-M4-A2-70	
360-465	56818440000	002	SELF-TAPP.SCREW DIN 7500-CM4X12-T20-ST	
360-466	56739040000	002	WASHER DIN 125-A 4.3-A2-70	
360-467	57758610000	004	TOOTHED WASHER DIN 6797-A 4,3-FST	
360-473	71161130000	001	NUT M PG 13.5	
360-474	71010630000	001	CABLE GLAND PG13.5 UL53015030	

Text page 26	GSP H 33 / GSP HC 33	Spare parts list No. 037.98.3.1204	Series (code No.) 90.034
------------------------	-----------------------------	----------------------------------------------	------------------------------------

Number in drawing	Order number	Piece	Designation	from status onwards
X	X	X	X	X
360-475	71011620000	001	CABLE GLAND ST11 UL53015020	
360-476	71161140000	001	NUT GMP-GL 11 53019020	
360-478	60370119800	001	SILICON TUBE 280 MM	
360-479	60370119700	002	SILICON TUBE 310 MM	
360-480	60370109503	001	SWITCH COVER	
360-481	56808440000	004	SELF-TAPP.SCREW DIN 7500-CM4X12-ST	
360-482	56739040000	004	WASHER DIN 125-A 4.3-A2-70	
360-483	60350402001	003	PROTECTIVE PLUG	
360-484	71066320000	001	PLUG ROUND M12X1,5	
360-502	60370108700	001	SHAFT	
360-503	56083980000	001	SETSCREW DIN 916-M6X12-A2-70	
360-510	60370108900	001	LOCKING SLIDER, COMPL.	
360-510-5	60370116100	001	SHRINK SLEEVE	
360-512	60370110700	001	BEARING BOLT	
360-514	60800105000	001	WASHER 8,2 X 13,8 X 0,8	
360-516	57750600000	001	RETAINING WASHER DIN 6799 6-1.4122	
360-520	38045610000	001	SCREW CONNECTION	
360-520-10	57736120000	001	SOCKET HEAD SCREW DIN 912-M6X12-8.8	
360-520-20	56765060000	001	WASHER DIN 9021-6,4-A2-70	
360-600	60800116900	001	BIZERBA CHARACTER FONT	
360-603	51977600000	001	WARNING PLATE WITH DANGER ARROW 50	
360-610	60376400201	001	DECO FOIL	
360-620	60544808100	001	REFERENCE PLATE "DO NOT CLEAN WITH HOSE"	
			(ACCESSORIES FOR VERSION K-FLEX)	
360-630	51975600000	001	REFERENCE PLATE DISCONNECT THE PLUG	
360-700	38017083002	001	COVER SHEET	
360-701	56808430000	003	SELF-TAPP.SCREW DIN 7500-CM4X8-ST	
360-710	71011620000	001	CABLE GLAND ST11 UL53015020	
360-711	71161140000	001	NUT GMP-GL 11 53019020	
360-720	38017576001	001	HOOD ELECTRONIC SHEET METAL	
360-721	56806410000	002	OVAL-HEAD SCREW DIN 7985-M4X6-A2-70	
360-730	71051080000	002	LEAD THROUGH SLEEVE DA60/10015	
360-740	50493180000	000	ADHESIVE TAPE 4516 BLACK 6X1.5	
360-750	38017637001	001	COVER CONDENSER	
360-751	56806410000	002	OVAL-HEAD SCREW DIN 7985-M4X6-A2-70	
363	60378036202	001	BASIC COMPONENTS GSP H BR	
363-10	38059802000	001	SAFETY TURNING BOLT	
363-20	38059703002	001	BOLT GSP BRAZIL	
363-30	38059809000	002	TWO-WAY KEY BIT 5MM FORM A	
363-40	38057481000	001	PUSH BUTTOM EMERGENCY STOP M22-PV/K01	
363-50	38057477000	001	CONTACT ELEMENT OPEN M22-K01Q	
363-60	38062822000	001	KA RD 5G0,5 0,5M	
363-70	38057418000	001	EMERGENCY LABEL DE, EN, ES, PT	
363-80	71217390000	001	OFF/EMERGENCY-SWITCH RED YELLOW	

Bitte unbedingt 11-stellige **Bestell-Nr.** angeben • Please always indicate 11 digit **Order No.** • Absolutement nécessaire d'indiquer **No. de commande** (11 chiffres) • Favorisca specificarci sempre il **N. di ordine** a 11 cifre • Es imprescindible que citen el **No. de pedido** (11 guarismos)

Series (code No.) 90.034	Spare parts list No. 037.98.3.1204	GSP H 33 / GSP HC 33	Text page 27
------------------------------------	----------------------------------------------	-----------------------------	------------------------

Number in drawing	Order number	Piece	Designation	from status onwards
363-90	38062817000	001	KA RD 2X0,75 0,48M	
363-110	57630450000	001	COUNTERSUNK SCREW DIN 963-M4X16-A2-70	
363-130	57758610000	001	TOOTHED WASHER DIN 6797-A 4,3-FST	
363-140	50250100000	001	GROUNDING PLATE 9X17/4.3 D	
363-150	57758610000	001	TOOTHED WASHER DIN 6797-A 4,3-FST	
363-170	56739040000	001	WASHER DIN 125-A 4.3-A2-70	
363-180	56456400000	001	HEXAGON NUT DIN 934-M4-A2-70	
363-190	38060800000	001	LABEL POTENTIAL EQUALIZATION	
363-200	38060694000	001	GROUND TERMINAL BRAZIL	
363-210	57430160000	001	HEXAGON SCREW DIN 933-M5X16-A2-70	
363-220	57758620000	001	TOOTHED WASHER DIN 6797-A 5,3-FST	
363-230	56739050000	001	WASHER DIN 125-A 5.3-A2-70	
363-240	56456500000	001	HEXAGONAL NUT DIN 934-M5-A2-70	
363-250	71010820000	001	CABLE GLAND M16 UL 53111010	
363-260	60370103001	001	COLLET 3	
363-270	57442170000	001	COUNTERSUNK SCREW DIN 7991-M6X20-A2-70	
363-300	57743440000	004	SOCKET HEAD SCREW DIN 912-M6X25-A2-70	
363-310	57767060000	004	SPR. LOCK WASHER DIN 128-A6-FST	
363-320	56739060000	004	WASHER DIN 125-A 6,4-A2-70	
363-330	60370104100	001	BELT PULLEY	
363-340	60370104301	001	HEXAGON NUT	
363-350	60180300028	001	BOLT 8X5	
363-360	50275150000	001	PRESSURE SPRING D-180T	
363-370	60370101900	002	SCREW	
363-390 (V)	50009811000	001	V-RIBBED BELT PJ10-406	
363-400	40110000099	002	WASHER	
363-410	56765060000	002	WASHER DIN 9021-6,4-A2-70	
363-420	57736450000	002	SOCKET HEAD SCREW DIN 912-M 6X45-8.8	
363-430	57767060000	002	SPR. LOCK WASHER DIN 128-A6-FST	
363-440	60370107301	001	SPACER PREASS.	
363-450	60370107502	001	SPACER	
363-460	60220200601	001	WASHER	
363-470	57767060000	001	SPR. LOCK WASHER DIN 128-A6-FST	
363-480	60370109701	001	CLAMPING NUT	
363-500	60370107100	001	GUIDE RAIL	
363-510	56338240000	001	GROOVED PIN DIN 1474-6X24 A2-70	
363-520	57743440000	002	SOCKET HEAD SCREW DIN 912-M6X25-A2-70	
363-530	57767060000	002	SPR. LOCK WASHER DIN 128-A6-FST	
363-550	60370146102	001	HOUSING PREASSEMBLED	
363-550-10	60370146001	001	HOUSING GREY	
363-550-30	56084000000	004	SETSCREW DIN 913-M4X25-A2-70	
363-550-40	56739040000	004	WASHER DIN 125-A 4.3-A2-70	
363-550-50	56456400000	004	HEXAGON NUT DIN 934-M4-A2-70	
363-550-60	38004289001	001	CARRIER SHEET METAL	
363-550-80	56739040000	004	WASHER DIN 125-A 4.3-A2-70	
363-550-90	56456400000	004	HEXAGON NUT DIN 934-M4-A2-70	
363-550-110	56806450000	001	OVAL-HEAD SCREW ISO 14583-M4X8-T20-A2-70	
363-550-120	56739040000	001	WASHER DIN 125-A 4.3-A2-70	
363-550-130	57758610000	002	TOOTHED WASHER DIN 6797-A 4,3-FST	
363-550-140	38040828000	001	KA LI GN/YE AWG18 0,15M	
363-550-150	60380314801	004	PROTECTIVE CONDUCTOR BUSHING	
363-550-160	50001940000	004	O-SEAL 6X3	

Bitte unbedingt 11-stellige **Bestell-Nr.** angeben • Please always indicate 11 digit **Order No.** • Absolutement nécessaire d'indiquer **No. de commande** (11 chiffres) • Favorisca specificarci sempre il **N. di ordine** a 11 cifre • Es imprescindible que citen el **No. de pedido** (11 guarismos)

Amendment: 12/2015

Text page 28	GSP H 33 / GSP HC 33	Spare parts list No. 037.98.3.1204	Series (code No.) 90.034
------------------------	-----------------------------	----------------------------------------------	------------------------------------

Number in drawing	Order number	Piece	Designation	from status onwards
363-550-170	56818470000	004	SELF-TAPP.SCREW DIN 7500-CM4X16-T20-ST	
363-550-180	56739040000	002	WASHER DIN 125-A 4.3-A2-70	
363-550-190	57758610000	004	TOOTHED WASHER DIN 6797-A 4,3-FST	
363-550-240	60370141301	002	DISTANCE BOLT	
363-550-250	56083790000	002	SETSCREW DIN 914-M4X12-45H	
363-550-270	38004280000	001	FASTENING PLATE	
363-550-280	56806450000	002	OVAL-HEAD SCREW ISO 14583-M4X8-T20-A2-70	
363-550-300	38036771000	001	CAP RAIL ANGLED	
363-550-310	60540277600	002	SELF-TAPPING SCREW	
363-550-340	38062846000	001	SAFTY CONTROL UNIT 463111B1	
363-550-345	38036716000	001	RELAY 24VDC 8A	
363-550-350	77287320000	001	CLAMPING BRACKETS SK 35	
363-550-360	60370146800	001	CAP RAIL	
363-550-370	60540277600	002	SELF-TAPPING SCREW	
363-550-400	38063679000	002	SMALL CONTACTOR 24V DC B7D-30-01-01	
363-550-410	77287320000	001	CLAMPING BRACKETS SK 35	
363-550-430	60380346800	001	CAP RAIL FOR SMALL CONTACTORS	
363-550-440	60540277600	002	SELF-TAPPING SCREW	
363-550-460	71506680000	001	POWER SUPPLY UNIT 24VDC/0.75A	
363-550-470	77287320000	001	CLAMPING BRACKETS SK 35	
363-550-490	60380313900	001	SILICON TUBE 900 MM	
363-550-510	71011620000	001	CABLE GLAND ST11 UL53015020	
363-550-520	71161110000	001	NUT PG 11 DIN 46320 CUZN39PB3	
363-550-530	38061454000	001	LOCKING BOLT 6.0X25	
363-550-540	71010810000	001	CABLE GLAND M12X1,5 UL53111000	
363-550-550	71162150000	001	NUT M12X1.5	
363-550-560	71066120000	001	SCREW PLUG BLK-M12	
363-550-570	71162150000	001	NUT M12X1.5	
363-550-580	71011620000	001	CABLE GLAND ST11 UL53015020	
363-550-590	71161110000	001	NUT PG 11 DIN 46320 CUZN39PB3	
363-550-600	38061454000	001	LOCKING BOLT 6.0X25	
363-550-610	71010850000	001	CABLE GLAND M20X1.5 UL 53111020	
363-550-620	71162200000	001	NUT M20X1.5	
363-550-630	71066120000	001	SCREW PLUG BLK-M12	
363-550-640	71162150000	001	NUT M12X1.5	
363-550-660	71010820000	001	CABLE GLAND M16 UL 53111010	
363-550-670	71162160000	001	NUT M16X1.5	
363-550-680	71010850000	001	CABLE GLAND M20X1.5 UL 53111020	
363-550-690	71162200000	001	NUT M20X1.5	
363-550-700	38059416001	001	DECORATIVE FILM GSP BRAZIL	
363-550-710	38037516000	001	ACTUATOR WHITE WITHOUT SWITCHING ELEMENT	
363-550-720	38012263000	001	ACTUATOR BLACK	
363-550-730	38012265000	002	CONTACT BLOCKS 1XINVERTER	
363-550-740	38012264000	001	ACTUATOR GREEN FOR BUTTON WITH LED	
363-550-750	38062841000	001	CONTACT BLOCKS 1 X INVERTER	
363-550-760	38012267000	001	LED WHITE 24V SCHLEGEL-CONTACT BLOCKS	
363-550-770	38041290000	003	CONNECTION CLAMP 2-FOLD	
363-550-790	38070018003	001	STRANDED WIRE SET GSP-H BRAZIL	
363-555	38062824000	001	KA RD 2X0,75 0,38M	
363-560	57630620000	004	COUNTERSUNK SCREW DIN 963-M6X12-A2-70	
363-580	56269330000	001	ROUND-HEAD NAIL DIN 1476-3X6-PC	
363-590	38062319001	001	GROOVED CAM LATERAL GROOVE	
363-600	60370105702	001	ROTARY KNOB SHAFT	

Bitte unbedingt 11-stellige **Bestell-Nr.** angeben • Please always indicate 11 digit **Order No.** • Absolutement nécessaire d'indiquer **No. de commande** (11 chiffres) • Favorisca specificarci sempre il **N. di ordine** a 11 cifre • Es imprescindible que citen el **No. de pedido** (11 guarismos)

Series (code No.) 90.034	Spare parts list No. 037.98.3.1204	GSP H 33 / GSP HC 33	Text page 29
------------------------------------	----------------------------------------------	-----------------------------	------------------------

Number in drawing	Order number	Piece	Designation	from status onwards
363-610	56739050000	001	WASHER DIN 125-A 5.3-A2-70	
363-620	57767050000	001	SPR. LOCK WASHER DIN 128-A5-FST	
363-630	57747210000	001	SOCKET HEAD SCREW DIN 7984-M5X12-8.8	
363-640	60370105801	001	WASHER	
363-650	40110201009	001	WASHER 1 MM	
363-660	00110000095	002	DISK SPRING	
363-670	57920040000	001	ADJUSTING RING DIN 705-A18-ST	
363-680	60270101311	001	CHART SEALING RING	
363-690	57775550000	001	RETAINING RING DIN 472-55X2	
363-710	56922570000	001	COUNTER SUNK SCREW DIN 964-M5X25-A2-70	
363-720	56083380000	001	SETSCREW DIN 913-M10X50-A2-70	
363-740	56444820000	002	HEXAGON NUT DIN 439-BM10-A2-70	
363-750	57743430000	001	SOCKET HEAD SCREW DIN 912-M6X20-A2-70	
363-760	57767060000	001	SPR. LOCK WASHER DIN 128-A6-FST	
363-770	50002390000	001	PROTECTIVE PLUG TL-4-105	
363-780	60370106100	001	SUPPORTING RAIL	
363-790	60370115300	001	SPACER	
363-800	57736200000	001	SOCKET HEAD SCREW DIN 912-M6X20-8.8	
363-810	56083180000	001	SETSCREW DIN 913-M6X35-A2-70	
363-820	57767060000	002	SPR. LOCK WASHER DIN 128-A6-FST	
363-830	56456600000	002	HEXAGON NUT DIN 934-M6-A2-70	
363-840	56739100000	002	WASHER DIN 125-A 10,5-A2-70	
363-850	57767100000	002	SPR. LOCK WASHER DIN 128-A10-FST	
363-860	56456820000	002	HEXAGONAL NUT DIN 934-M10-A2-70	
363-870	60370106311	001	SEALING GAUGE PLATE	
363-910	60370106401	001	ANGLE, BACK	
363-920	60370106501	001	ANGLE, FRONT	
363-930	57736160000	004	SOCKET HEAD SCREW DIN 912-M6X16-8.8	
363-940	56739060000	004	WASHER DIN 125-A 6,4-A2-70	
363-950	57767060000	004	SPR. LOCK WASHER DIN 128-A6-FST	
363-960	60370106602	001	RAIL	
363-970	60370106700	002	BUSHING	
363-980	50998960000	001	TENSION SPRING RZ-100FX	
363-990	60370106900	001	DISTANCE WASHER	
363-1000	57347160000	001	HEXAGON SCREW DIN 933-M6X16-8.8	
363-1010	56739060000	001	WASHER DIN 125-A 6,4-A2-70	
363-1020	57767060000	001	SPR. LOCK WASHER DIN 128-A6-FST	
363-1250	60370108700	001	SHAFT	
363-1260	56083980000	001	SETSCREW DIN 916-M6X12-A2-70	
363-1270	60370108900	001	LOCKING SLIDER, COMPL.	
363-1270-5	60370116100	001	SHRINK SLEEVE	
363-1280	60370110700	001	BEARING BOLT	
363-1290	60800105000	001	WASHER 8,2 X 13,8 X 0,8	
363-1300	57750600000	001	RETAINING WASHER DIN 6799 6-1.4122	
363-1310	60380315702	001	BOTTOM PLATE GREY	
363-1330	56083390000	002	SETSCREW DIN 913-M4X16-A2-70	
363-1350	60380314501	002	SPACER	
363-1370	56187990000	002	PARALLEL PIN DIN 7-6M6X16-A2	
363-1380	60370141200	002	BOLT	
363-1390	60370143200	001	BOLT	

Bitte unbedingt 11-stellige **Bestell-Nr.** angeben • Please always indicate 11 digit **Order No.** • Absolutement nécessaire d'indiquer **No. de commande** (11 chiffres) • Favorisca specificarci sempre il **N. di ordine** a 11 cifre • Es imprescindible que citen el **No. de pedido** (11 guarismos)

Text page 30	GSP H 33 / GSP HC 33	Spare parts list No. 037.98.3.1204	Series (code No.) 90.034
------------------------	-----------------------------	----------------------------------------------	------------------------------------

Number in drawing	Order number	Piece	Designation	from status onwards
X	X	X	X	X
363-1400	60380312201	002	BASE PLATE	
363-1410	57736300000	002	SOCKET HEAD SCREW DIN 912-M6X30-8.8	
363-1420	57767060000	002	SPR. LOCK WASHER DIN 128-A6-FST	
363-1460	38007516000	001	PROTECTIVE PLUG, KNURLED GREY	
363-1470	60820315800	001	RUBBER BUSHING	
363-1480	56739040000	003	WASHER DIN 125-A 4.3-A2-70	
363-1490	56806430000	003	OVAL-HEAD SCREW DIN 7985-M4X10-A2-70	
363-1500	60140000601	003	WASHER 10.9 X 2	
363-1510	38016920001	001	PERFORATED SHEET	
363-1520	57465130000	004	PLASTIC SCREW WN1452-K40X8-T20-10.9	
363-1530	56765040000	004	WASHER DIN 9021-4,3-A2-70	
363-1550	60380311501	002	SPACER	
363-1560	56806430000	002	OVAL-HEAD SCREW DIN 7985-M4X10-A2-70	
363-1570	56739040000	002	WASHER DIN 125-A 4.3-A2-70	
363-1580	56806650000	002	OVAL-HEAD SCREW DIN 7985-M6X12-A2-70	
363-1590	56739060000	003	WASHER DIN 125-A 6,4-A2-70	
363-1600	56806700000	001	OVAL-HEAD SCREW DIN 7985-M6X25-A2-70	
363-1610	60800116900	001	BIZERBA CHARACTER FONT	
363-1620	51977600000	001	WARNING PLATE WITH DANGER ARROW 50	
363-1630	60544808100	001	REFERENCE PLATE "DO NOT CLEAN WITH HOSE"	
363-1640	51975600000	001	REFERENCE PLATE DISCONNECT THE PLUG	
366	60370119401	001	ROTARY KNOB COMPL.(STANDARD)	
366-1	60223501702	001	SCALE (STANDARD+ILLUMINATION)	
366-3	60370119501	001	ROTARY KNOB (STANDARD)	
366-5	57464230000	002	PLASTIC SCREW WN1451-K40X16-T20-10.9	
367	38050047000	001	TURNING KNOB WITH BOARD GLUED CPL. (ILLUMINATION)	
367-10	38049973000	001	TURNING KNOB WITH BOARD GLUED PRE-ASSEM. (ILLUMINATION)	
367-10-10	38050351000	001	TURNING KNOB WITH BOARD GLUED (ILLUMINATION)	
367-10-20	60223501702	001	SCALE (STANDARD+ILLUMINATION)	
367-10-30	57464230000	002	PLASTIC SCREW WN1451-K40X16-T20-10.9	
367-20	38040044000	001	SLIDING DISK	
367-30	38040050000	001	O-RING DIN 3771 5X2 NBR 70	
380	60378038100	001	CIRCUIT AC230_50HZ AC100_50_60HZAC120_60	
380-10	60374800100	001	ADHESIVE CIRCUIT DIAGRAM AC GER SE1	
380-30	60266100600	001	STANDART POWER PACK MODULE VS8	
380-40	60376100100	002	LI CB-X2 L=330MM SE 12	

Bitte unbedingt 11-stellige **Bestell-Nr.** angeben • Please always indicate 11 digit **Order No.** • Absolutement nécessaire d'indiquer **No. de commande**
(11 chiffres) • Favorisca specificarci sempre il **N. di ordine** a 11 cifre • Es imprescindible que citen el **No. de pedido** (11 guarismos)

Series (code No.) 90.034	Spare parts list No. 037.98.3.1204	GSP H 33 / GSP HC 33	Text page 31
------------------------------------	----------------------------------------------	-----------------------------	------------------------

Number in drawing	Order number	Piece	Designation	from status onwards
X	X	X	X	X
381	60378038400	001	CIRCUIT AC230_50 AC20_60 AC220_60 HEX	
381-10	60374811501	001	ADHESIVE TAPE WE SE12 ABSCH/HEX.	
381-40	60736190100	002	STRAND SWITCH-CONTACTOR UL	
382	60378038200	001	CIRCUIT 3-PHASE230_400_50HZ	
382-10	60374800200	001	ADHESIVE CIRCUIT DIAGRAM 3-PH C. GER SE1	
383	60378038500	001	CIRCUIT 3-PHASE 400_50HZ 4-PIN	
383-10	60374810200	001	ADHESIVE LABEL PHASE CURR. 4 POLE SE12	
384	60378038601	001	CIRCUIT W230_50 W120_60 W220_60 HEX ILLU	
384-10	38033225001	001	LABEL CABLING GSP H ILLUMINATION	
384-40	60266100600	001	STANDART POWER PACK MODULE VS8	
384-50	60736190100	002	STRAND SWITCH-CONTACTOR UL	
385	60378038700	001	CIRCUIT W230_50 W120_60 W220_60HEX IL KF	
385-10	38048658000	001	LABEL CABLING GSP H KF ILLUMINATION	
385-40	38023491000	001	KA RD 2X0,75 0,59M	
385-50	71004310000	002	CABEL TIE T18R	
386	60378038900	001	CIRCUIT W230_50HZW100_50_60HZW120_60 KF	
386-30	38033734001	001	LABEL CABLING GSP H KF	
386-40	38023491000	001	KA RD 2X0,75 0,59M	
386-50	71004310000	002	CABEL TIE T18R	
387	60378038800	001	CIRCUIT W230_50 W120_60 W220_60 HEX KF	
387-10	38023842000	001	LABEL CABLING GSP H KF HEX	
387-40	38023491000	001	KA RD 2X0,75 0,59M	
387-50	71004310000	002	CABEL TIE T18R	
388	60378038302	001	CIRCUIT W220_60HZ BR	
388-10	38060663002	001	LABEL CABLING GSP H BRAZIL	
389	60378039000	001	CIRCUIT 3-PHASE 230_400_50 HZ KF	
389-10	60374800200	001	ADHESIVE CIRCUIT DIAGRAM 3-PH C. GER SE1	
390	60378039100	001	CIRCUIT 3-PHASE 400_50 HZ 4_PIN KF (ONLY ITALY)	
390-10	60374810200	001	ADHESIVE LABEL PHASE CURR. 4 POLE SE12	

Bitte unbedingt 11-stellige **Bestell-Nr.** angeben • Please always indicate 11 digit **Order No.** • Absolutement nécessaire d'indiquer **No. de commande** (11 chiffres) • Favorisca specificarci sempre il **N. di ordine** a 11 cifre • Es imprescindible que citen el **No. de pedido** (11 guarismos)

Text page 32	GSP H 33 / GSP HC 33	Spare parts list No. 037.98.3.1204	Series (code No.) 90.034
------------------------	-----------------------------	----------------------------------------------	------------------------------------

Number in drawing	Order number	Piece	Designation	from status onwards
X	X	X	X	X
400	60375300105	001	PRINTED BOARD ON-OFF 230V SE 12	
400-412	71218440000	001	SNAP SWITCH F.230 V	
400-416	71119000000	001	GLOW LAMP 24V 1200110000	
401	60375301105	001	PRINTED BOARD ON-OFF 120V SE 12	
401-412	71218440000	001	SNAP SWITCH F.230 V	
401-416	71119000000	001	GLOW LAMP 24V 1200110000	
402	60375302105	001	LPB ON-OFF 100V SE 12	
402-412	71218440000	001	SNAP SWITCH F.230 V	
402-416	71119000000	001	GLOW LAMP 24V 1200110000	
405	60375310102	001	PCB I/O PHAS.CURRENT W/O 0 SE12	
405-404	71218440000	001	SNAP SWITCH F.230 V	
407	60377020000	001	SW PCBA SHUTDOWN WE SE12 GSP	
407-1-410	71218440000	001	SNAP SWITCH F.230 V	
407-1-414	71452190000	001	FUSE CARTRIDGE 0,5 T UL NO 19198	
408	60377330155	001	PROG.+PCBA GSP H ILLUMINATION	
408-10-410	71452130000	001	FUSE ELEMENT 0.4T UL	
420	60378042100	001	TRANSFORMER AC230_50HZ HEX AC220_60HZ	
420-10	60376000100	001	TRANSFORMER RK 230V/10VA SE12	
420-20	57743100000	001	SOCKET HEAD SCREW DIN 912-M4X22-A2-70	
420-30	56808430000	001	SELF-TAPP.SCREW DIN 7500-CM4X8-ST	
420-40	56739040000	001	WASHER DIN 125-A 4.3-A2-70	
420-50	57758610000	002	TOOTHED WASHER DIN 6797-A 4,3-FST	
421	60378042200	001	TRANSFORMER AC120_60HZ HEX	
421-10	60376000200	001	TRANSFORMER RK 115V/10VA SE12	
421-20	57743100000	001	SOCKET HEAD SCREW DIN 912-M4X22-A2-70	
421-30	56808430000	001	SELF-TAPP.SCREW DIN 7500-CM4X8-ST	
421-40	56739040000	001	WASHER DIN 125-A 4.3-A2-70	
421-50	57758610000	002	TOOTHED WASHER DIN 6797-A 4,3-FST	
440	60374809300	001	NAMEPLATE GSP IBERO 120, PROVIDE DEVICE NUMBER	
	60374809100	001	NAMEPLATE GSP IBERO 220, PROVIDE DEVICE NUMBER	
	60374809200	001	NAMEPLATE GSP IBERO 230, PROVIDE DEVICE NUMBER	
441	60378044100	001	RATING PLATE (NEUTRAL), PROVIDE DEVICE NUMBER	
442	60374805200	001	PROTECTION FOIL 80X80	
443	60374809403	001	NAMEPLATE GSP H BRAZIL	

Bitte unbedingt 11-stellige **Bestell-Nr.** angeben • Please always indicate 11 digit **Order No.** • Absolutement nécessaire d'indiquer **No. de commande** (11 chiffres) • Favorisca specificarci sempre il **N. di ordine** a 11 cifre • Es imprescindible que citen el **No. de pedido** (11 guarismos)

Series (code No.) 90.034	Spare parts list No. 037.98.3.1204	GSP H 33 / GSP HC 33	Text page 33
------------------------------------	----------------------------------------------	-----------------------------	------------------------

Number in drawing	Order number	Piece	Designation	from status onwards
×	×	×	×	×
460		001	GRINDER NSF COMPL. 18H 25H OLD VERSION, WITHOUT SHARPENING LIMITER (USA)	
	38010263001	001	GRINDER NSF CPL. 18H 25H NEW VERSION WITH SHARPENING LIMITER EUROPA USA	
460-10	38010259000	001	HONING DEV. PREMOUNTED IN ACC. W/ UVV	
460-10-10	38010548000	001	HOUSING	
460-10-20	60220600500	001	SHAFT	
460-10-30	38010980000	001	PRESSURE SPRING	
460-10-40	56755650000	001	WASHER DIN 433-6.4-A2-70	
460-10-50	57753400000	001	RETAINING WASHER DIN 6799-4-1.4122	
460-10-60	38009954000	001	BEARING BOLT	
460-10-70	38009906000	001	HANDWHEEL	
460-10-80	38900056000	001	OVAL-HEAD SCREW DIN 7985-M6X30-A2-70	
460-10-90	56739060000	001	WASHER DIN 125-A 6,4-A2-70	
460-10-100	60220602600	001	SPACER BUSHING	
460-10-110	60220600700	001	SHAFT	
460-10-120	38010995001	001	PRESSURE SPRING	
460-10-125	60270202800	001	WASHER 6.2X0.18	
460-10-130	40220601100	001	WASHER	
460-10-140	57753400000	001	RETAINING WASHER DIN 6799-4-1.4122	
460-10-150	38010816000	002	LEAF SPRING	
460-10-160	60220600900	001	COVER	
460-10-170	40110500008	002	WASHER	
460-10-180 (V)	60223401000	001	SHARPENING STONE	
460-10-190 (V)	60223401100	001	HONING STONE	
460-10-200	38010304000	002	WASHER	
460-10-210	56739060000	002	WASHER DIN 125-A 6,4-A2-70	
460-10-220	38012558000	002	HEXAGONAL NUT DIN 439-BM6-LH-A2-70	
460-20	60370800201	001	ADAPTER USA 18/25 H OLD VERSION WITHOUT SHARPENING LIMITER (USA)	
	60370800202	001	ADAPTER USA 18/25 H NEW VERSION WITH SHARPENING LIMITER EUROPA, USA	
460-30	38008604000	002	COVER DISC	
460-40	38008682000	001	COVER DISC LONG	
460-50	57450350000	004	TAPPING SCREW ISO 7049-C3,5X16-T15	
460-52	38900060000	004	WASHER DIN 125-A 3.7-A2-70	
460-60	38010262000	001	TIGHTENING ELEMENT	
460-70	56806700000	001	OVAL-HEAD SCREW DIN 7985-M6X25-A2-70	
460-80	56739060000	001	WASHER DIN 125-A 6,4-A2-70	
460-90	38010862000	001	STEEL STAR HANDLE, CPL.	
460-100	60223400500	001	CAP LOCKING SCREW (GRINDER)	

Text page 34	GSP H 33 / GSP HC 33	Spare parts list No. 037.98.3.1204	Series (code No.) 90.034
------------------------	-----------------------------	----------------------------------------------	------------------------------------

Number in drawing	Order number	Piece	Designation	from status onwards
461	38010524001	001	GRINDER NSF CPL. 18L/25L	
461-20	38009007000	001	ADAPTER, USA OLD VERSION WITHOUT SHARPENING LIMITER	
	38009007001	001	ADAPTER, USA 25L / EUROPE 0 18L NEW VERSION WITH SHARPENING LIMITER	
461-30	38008604000	002	COVER DISC	
461-40	38008682000	001	COVER DISC LONG	
461-50	57450350000	004	TAPPING SCREW ISO 7049-C3,5X16-T15	
461-52	38900060000	004	WASHER DIN 125-A 3,7-A2-70	
461-60	38010262000	001	TIGHTENING ELEMENT	
461-70	56806700000	001	OVAL-HEAD SCREW DIN 7985-M6X25-A2-70	
461-80	56739060000	001	WASHER DIN 125-A 6,4-A2-70	
461-90	38010862000	001	STEEL STAR HANDLE, CPL.	
461-100	60223400500	001	CAP LOCKING SCREW (GRINDER)	
461-110	38010209000	001	STOP	
461-120	57730170000	001	OVAL-HEAD SCREW ISO14583-M5X10-T25-A2-70	
461-130	56765050000	001	WASHER DIN 9021-5,3-A2-70	
480	60374700100	001	ACCESSORIES	
480-1	40220003400	001	PROTECTIVE BAG	
480-2	60220007800	001	SERVICE OIL BY BIZERBA 30 ML	
480-3	40950000176	001	SCRUBBER AND BRUSH	
480-4	50002840000	001	CLOTH 38X40	
480-5	60220007500	001	PAPER FELT	
500	60378050201	001	PACKAGING GSP-H CPL. 18L	
	60378050700	001	PACKAGING GSP-H FLEX CPL. 18L	
	60378050101	001	PACKAGING GSP-H/V CPL. 0_25L	
	60378050600	001	PACKAGING GSP-H FLEX CPL. 0_25L	
	60378050301	001	PACKAGING GSP-H/V CPL. 25H	
	60378050800	001	PACKAGING GSP-H FLEX CPL. 25H	
	60388050101	001	PACKAGING GSP-HD CPL. 25L (BRAZIL)	
520	60381802002	001	RULER CPL. SHORT	
	60381892002	001	RULER CPL. SHORT C	
520-5	60381802101	001	RULER	
	60381892101	001	RULER C	
520-10	38011592001	001	SLIDER	
520-15	56047810000	001	SETSCREW DIN 551-M8X16-PA66	
520-20	38900207000	002	COUNTERSUNK SCREW DIN 965-M5X40-T25-A2-7	
520-25	56777100000	002	SEALING WASHER DIN 470-10-ALMGSI1-F32	
520-30	60380205800	001	SLIDE PIN	

Bitte unbedingt 11-stellige **Bestell-Nr.** angeben • Please always indicate 11 digit **Order No.** • Absolutement nécessaire d'indiquer **No. de commande**
(11 chiffres) • Favorisca specificarci sempre il **N. di ordine** a 11 cifre • Es imprescindible que citen el **No. de pedido** (11 guarismos)

Series (code No.) 90.034	Spare parts list No. 037.98.3.1204	GSP H 33 / GSP HC 33	Text page 35
------------------------------------	----------------------------------------------	-----------------------------	------------------------

Number in drawing	Order number	Piece	Designation	from status onwards
X	X	X	X	X
521	60381800601	001	PRODUCT FIXATION CPL (346MM)	
521-1	60381801000	001	PUSHER	
521-3	56047610000	001	SETSCREW DIN 551-M6X8-PA66	
521-10	60381800701	001	RULER, SOLDERED	
521-12	60380402200	002	SLIDE PIN	
521-15	56070570000	001	SETSCREW DIN 926-M6X7.5X11.5-A2-70	
521-16	56777100000	001	SEALING WASHER DIN 470-10-ALMGS11-F32	
522	60374600201	001	VEGETABLE CHAMBER 333 A PUSHER	
522-10	60370501301	001	VEGETABLE CHUTE 333	
522-10-1	60370501400	001	TUBE WELDED	
522-10-3	60370502500	001	PIN	
522-10-5	29774530000	001	ADHESIVE TAPE NO.959 GR 80BR.X0.3	
522-10-7	60370502701	001	STAR KNOB COMPLETE	
522-10-10	60381801400	001	THREAD BOLT (30MM)	
522-10-12	60381801600	001	THREAD BOLT (50MM)	
522-10-20	38043956000	001	SCREWED BUSH CPL.	
522-20	60370501800	001	PUSHER, COMPL.	
522-20-1	60370501900	001	WASHER	
522-20-3	60370502000	001	THREADED ROD	
522-20-5	56086270000	001	BALL KNOB C 32 M 8 DIN 319	
523	60378052600	001	RULER 70MM CPL	
	60378052700	001	RULER 70MM CPL C	
523-5	60370502300	001	RULER 70MM	
	38019641000	001	RULER 70MM C	
523-10	38011592001	001	SLIDER	
523-15	56047810000	001	SETSCREW DIN 551-M8X16-PA66	
523-20	38900207000	002	COUNTERSUNK SCREW DIN 965-M5X40-T25-A2-7	
523-25	56777100000	002	SEALING WASHER DIN 470-10-ALMGS11-F32	
523-30	60380205800	001	SLIDE PIN	
524	60378052800	001	TOMATO LOADING DEVICE ELOX	
524-10	60378052600	002	RULER 70MM CPL	
524-10-5	60370502300	001	RULER 70MM	
524-10-10	38011592001	001	SLIDER	
524-10-15	56047810000	001	SETSCREW DIN 551-M8X16-PA66	
524-10-20	57451590000	002	COUNTERS.SCR. DIN 965-M5X40-A2-70	
524-10-25	56777100000	002	SEALING WASHER DIN 470-10-ALMGS11-F32	
524-10-30	60380205800	001	SLIDE PIN	
524-20	60370502801	001	TOMATOES FEED	
524-20-1	60370502900	001	REMNANT HOLDER PLATE	
524-20-3	60370503000	002	FIXING PIN	
524-20-5	60220405902	001	THREADED BOLT	
524-20-7	60220405801	001	PAN HEAD SCREW M 4X12,5	

Bitte unbedingt 11-stellige **Bestell-Nr.** angeben • Please always indicate 11 digit **Order No.** • Absolutement nécessaire d'indiquer **No. de commande**
(11 chiffres) • Favorisca specificarci sempre il **N. di ordine** a 11 cifre • Es imprescindible que citen el **No. de pedido** (11 guarismos)

Text page 36	GSP H 33 / GSP HC 33	Spare parts list No. 037.98.3.1204	Series (code No.) 90.034
------------------------	-----------------------------	----------------------------------------------	------------------------------------

Number in drawing	Order number	Piece	Designation	from status onwards
524-20-11	60220402001	001	CLAMP HANDLE, SMALL	
524-20-13	60220402101	001	COVER	
525	38011665000	001	RULER CPL LONG (30x12x345MM) (FOR 25L / 25H)	
	60378052500	001	RULER CPL LONG C (30x12x345MM) (FOR 25L / 25H)	
525-5	38011664000	001	RULER	
	38019609000	001	RULER C	
525-10	38011592001	001	SLIDER	
525-15	56047810000	001	SETSCREW DIN 551-M8X16-PA66	
525-20	38900207000	002	COUNTERSUNK SCREW DIN 965-M5X40-T25-A2-7	
525-25	56777100000	002	SEALING WASHER DIN 470-10-ALMGS11-F32	
525-30	60380205800	001	SLIDE PIN	
526	60388053100	001	PRODUCT FIXATION (FOR CLAMPING CARRIAGE)	
526-10	60380402001	001	PRODUCT FIXATION DEVICE ASSEMBLED	
526-10-1	60380402101	001	PUSHER	
526-10-2	60380402301	001	PRODUCT FIXATION DEVICE	
526-10-5	60380402200	002	SLIDE PIN	
526-10-6	56836380000	002	COUNTER SUNK SCREW DIN 966-M4X20-A2-70	
526-10-8	56047610000	001	SETSCREW DIN 551-M6X8-PA66	
526-10-9	56777100000	002	SEALING WASHER DIN 470-10-ALMGS11-F32	
526-20	60274600500	001	ROUND NUT	
540	60378054100	001	FASTENING KIT PRODUCT FIXATION DEVICE	
540-10	56008200000	002	SELF CLINCHING STUD FHS-M4-12-A2-70	
540-20	60274600400	002	ROUND NUT	
540-40	60370202400	001	GUIDE BAR	

Bitte unbedingt 11-stellige **Bestell-Nr.** angeben • Please always indicate 11 digit **Order No.** • Absolutement nécessaire d'indiquer **No. de commande**
(11 chiffres) • Favorisca specificarci sempre il **N. di ordine** a 11 cifre • Es imprescindible que citen el **No. de pedido** (11 guarismos)

Series (code No.) 90.034	Spare parts list No. 037.98.3.1204	GSP H 33 / GSP HC 33	Text page 37
------------------------------------	----------------------------------------------	-----------------------------	------------------------

Number in drawing	Order number	Piece	Designation	from status onwards
X	X	X	X	X
			COUNTRY SET	
800-10	47509021300	001	REFERENCE PLATE BULGARIA	
	47509001301	001	REFERENCE PLATE DNK	
	47509020800	001	REFERENCE PLATE GREE	
	47509000601	001	REFERENCE PLATE ESP	
	47509010400	001	REFERENCE PLATE FR	
	47509022100	001	REFERENCE PLATE ESTONIA	
	47509021400	001	REFERENCE PLATE FINLAND	
	47509000701	001	REFERENCE PLATE ITA	
	47509021800	001	REFERENCE PLATE LATVIA	
	47509022000	001	REFERENCE PLATE LITHUANIA	
	47509020600	001	REFERENCE PLATE NDL	
	47509021500	001	REFERENCE PLATE NORWAY	
	47509021200	001	REFERENCE PLATE POL	
	47509010201	001	REFERENCE PLATE PORT	
	47509021700	001	REFERENCE PLATE ROMANIA	
	47509020700	001	REFERENCE PLATE RUSS	
	47509020900	001	REFERENCE PLATE SERBOCROAT	
	47509022200	001	REFERENCE PLATE SLOVAKIA	
	47509022300	001	REFERENCE PLATE SLOVENIA	
	47509021000	001	REFERENCE PLATE CZECH	
	47509020500	001	REFERENCE PLATE SWE	
	47509021100	001	REFERENCE PLATE HUN	
	51908600000	001	REFERENCE PLATE FR	
800-15	38014989000	001	LABEL "SEE INSTRUCTION MANUAL"	
800-20	60374805100	001	PROTECTION FOIL 80X43	
800-30	38017656000	001	WARNING PLATE	
800-40	67501163700	001	REFERENCE PLATE "WARNING INSTRUCTIONS"	
800-50	71004310000	001	CABEL TIE T18R	
800-60	60804801200	001	REFERENCE PLATE "SHARPEN AND LUBE DAILY"	
800-70	60804803400	001	REFERENCE PLATE "AIGUISAGE ET LUBRIFIC."	
800-140	47501006101	001	REFERENCE PLATE FR MIN. INSTALL. HEIGHT	
800-144	60804803100	001	REFERENCE PLATE BE 1	
800-145	60804803200	001	REFERENCE PLATE BE 2	
820	38014393000	001	EAC MARK	

Text page 38	GSP H 33 / GSP HC 33	Spare parts list No. 037.98.3.1204	Series (code No.) 90.034
------------------------	-----------------------------	----------------------------------------------	------------------------------------

Number in drawing	Order number	Piece	Designation	from status onwards
X	X	X	X	X
9900	95972940000	001	LOCTITE 243 10ML	
9901	95972990002	001	LOCTITE 290	
9902	95973900000	001	LOCTITE 638 10ML 142619	
9903	95972840000	001	LOCTITE 648 10M	
9904	95972660002	001	LOCTITE 326 50ML	
9905	95972670002	001	LOCTITE 7091 1000ML	
9907	95972810002	001	ROCCASOL 220 SI / 310ML	
9908	95943850001	001	UHU-PLUS B.+H.45630	
9909	95972710002	001	SICOMET 50 50G	
9918	96055040001	001	GREASE ISOFLEX TOPAS NB 5051	
9920	94008908076	001	GREASE PARALIQ GA343 H1 25ML	
9923	96055080000	001	KLUEBERSYNTH UH1 64-62/25KG	
9924	96055050000	001	LUBRICATING OIL F.L.5 OIL UH1	