

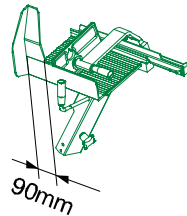
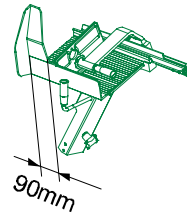
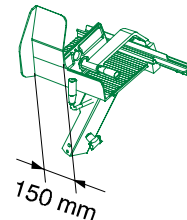
Precision slicer with power-driven carriage

GSP HD 33 / GSP HDC 33

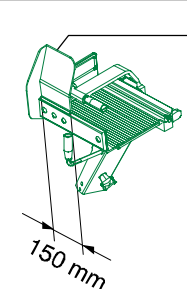


Carriage overview

25° High

**Ceraclean**

18° Low

Rear wall
transparent**Ceraclean**

Precision slicer with power-driven carriage

GSP HD 33 / GSP HDC 33

Content of drawings

Page of drawing

Machine overview	1
Basic components	
Assembly overview	2
Overview of single parts	3
Machine housing, blade bearing preass., belt pulley and accessories	4
Blade bearing preass.	5
Supporter for blade guard ring and deflector	6
Motor fastening and belt tension, version with and without isolation	7
Rotary knob and load arm	8
Carriage guide, sensor support, rail, angle and locking slider	9
Carriage guide cpl.	10
Load arm, preassembled	12
Housing preass. grey, CPU-PFC-DRIVE, cooling plate	13
Bottom plate and accessories	14
Housing preass., grey	15
CPU-PFC-DRIVE, cpl.	16
Carriage drive SE12D ratio with accessories, guide rail, supporting legs	17
Carriage drive SE12D ratio, with and without isolation	18
Blade cover compl.	19
Deflector, intermediate piece and supporter	20
Lifting lever	21
Carriage	
Carriage overview	23
Carriage Alu welded, 1pc, 25H, L=90 mm	24
Carriage Alu welded, 1pc, 25H, L=150 mm	27
Carriage Alu welded, 1pc, 25H, L=90 mm Ceraclean	28
Carriage 18L, transparent, L=150 mm, Ceraclean	31
Cables	33
Blade motor	34

Content of drawings	Page of drawing
Blade guard ring	35
Gauge plate fluting	36
Signs	37 + 38
Accessories and operating instructions	39
Kit raised installation GSP-HD	40
Grinder NSF	
Grinder NSF cpl., 18H/ 25H	41
Grinder NSF cpl., 18L/ 25L	43
Remnant holder	44
Tomato guide remnant holder plate	45
Product fixation	
Tomato guide (70x12x347mm)	46
Ruler cpl. (30x12x345mm)	47
Retrofitting set – product fixation	48
Vegetable chute and pusher	49
GSP HD 120V modification (USA)	51
Last page of drawings	52

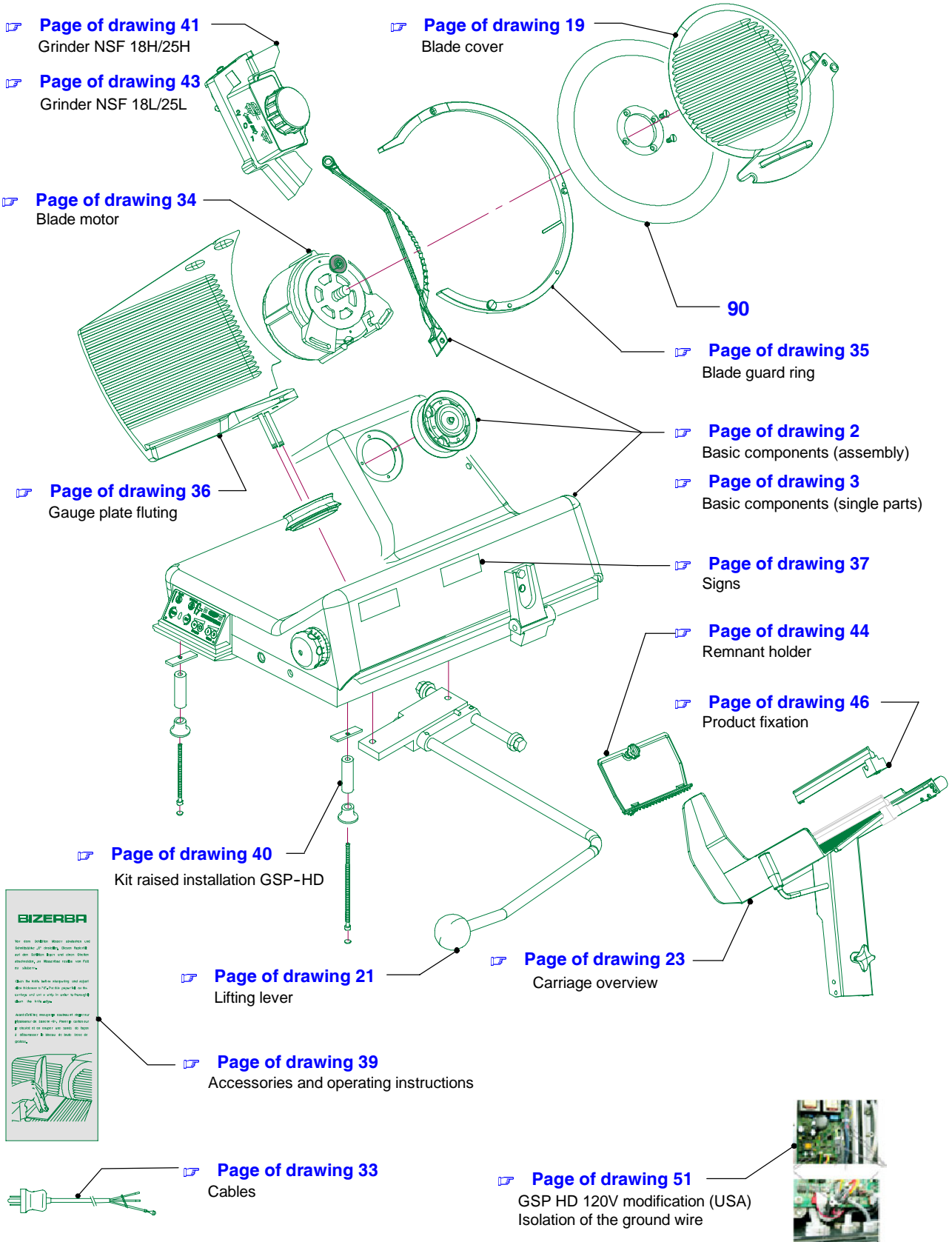
12-2 Rimmed drawing position numbers mark the assemblies of spare parts. The spare parts, which may be ordered, are marked in a detailed way elsewhere in the spare parts list.

The spare parts marked with „Q” are important for the verification, i. e. at the assembly of these parts the verification seal is destroyed. These parts can be purchased only at authorized Bizerba representations.

On the image and text section spear and wear parts are highlighted with (V).

The content of the parts number list is located before the text pages in the rear part of the spare parts list.

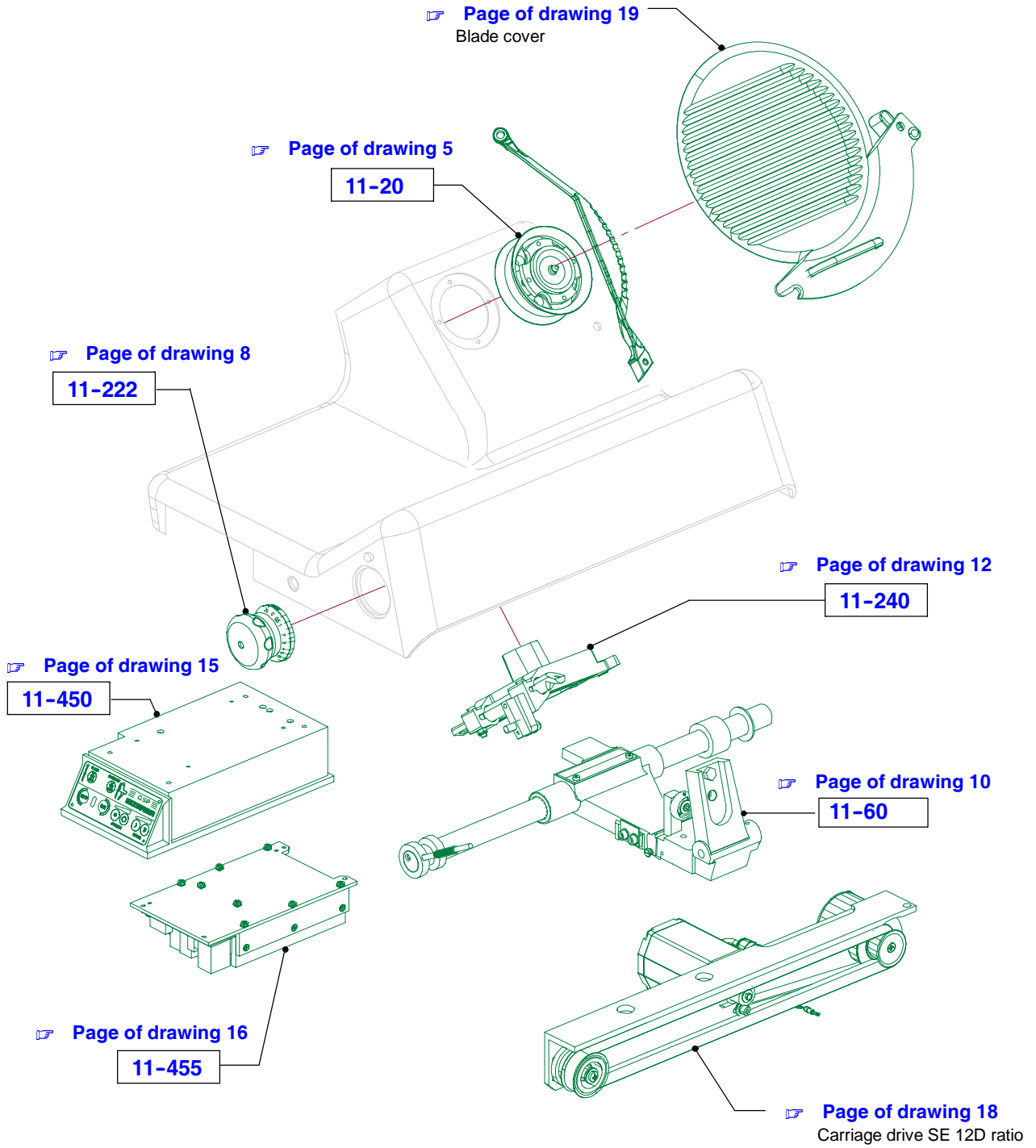
Machine overview



Page of drawing 2	GSP HD 33 / GSP HDC 33	Spare parts list No. 038.98.3.1102	Series (code No.) 90.094
-----------------------------	-------------------------------	--	------------------------------------

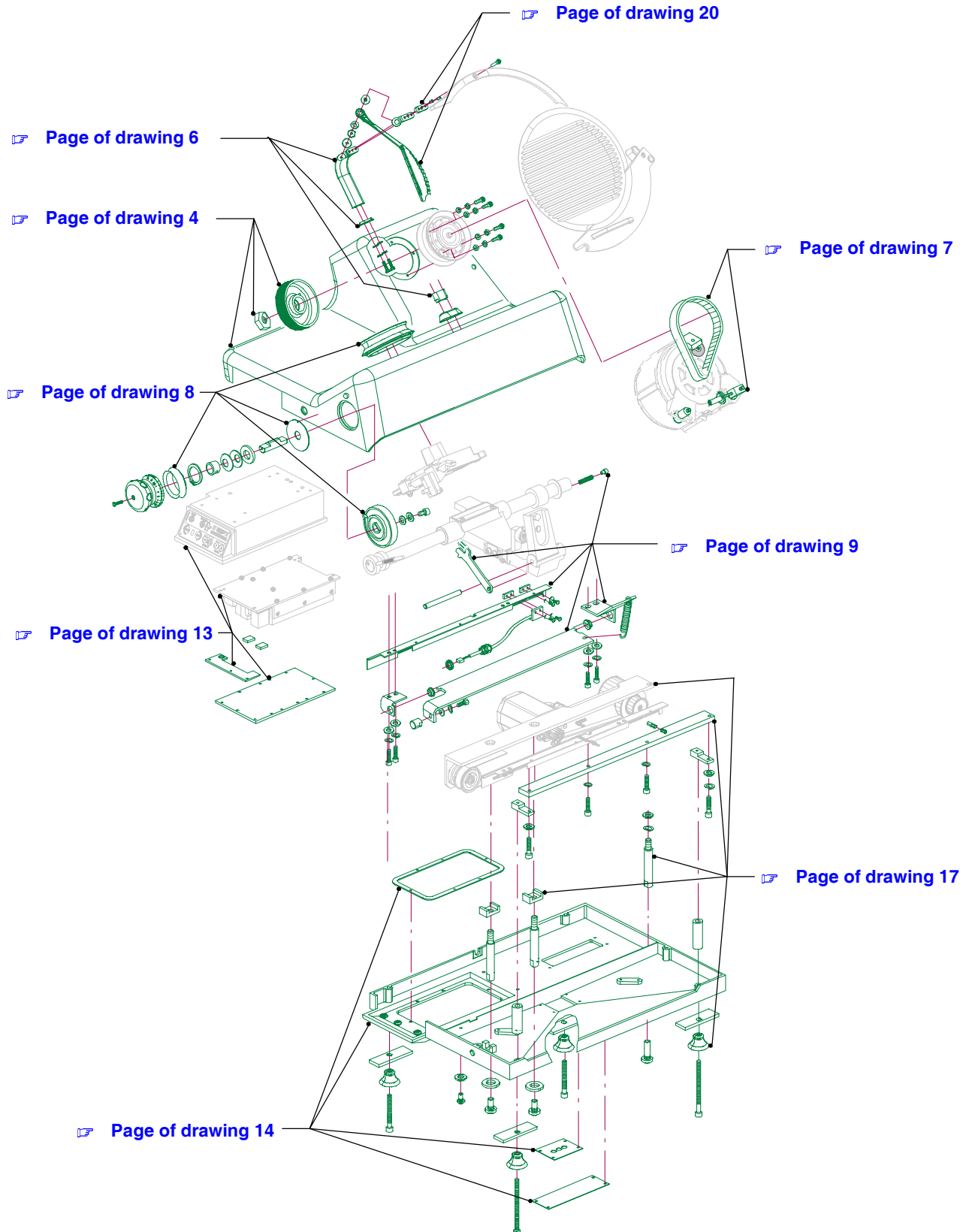
Basic components

Assembly overview



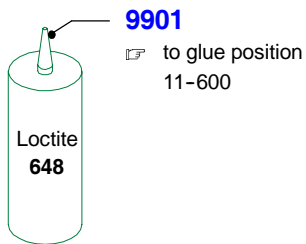
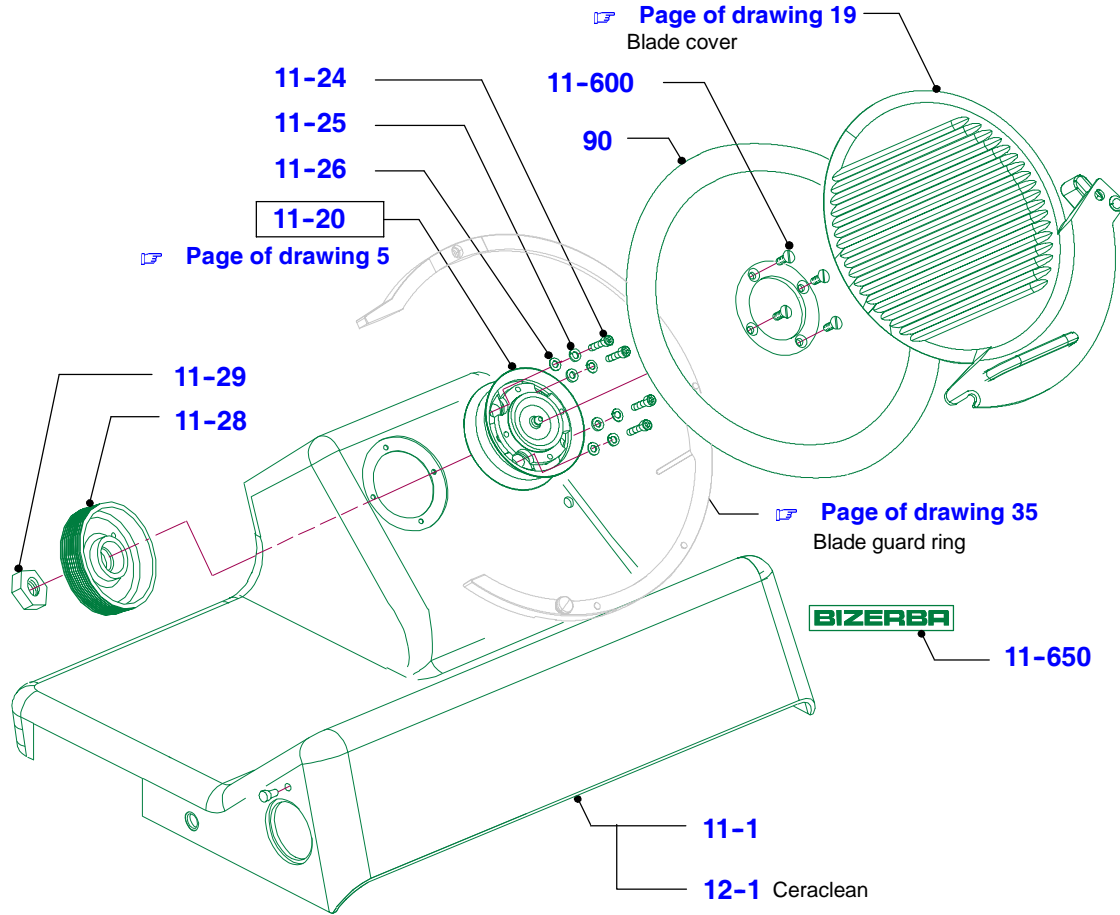
Basic components

Overview of single parts



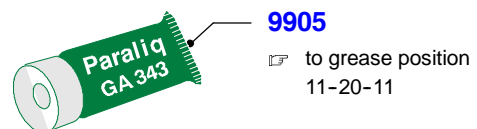
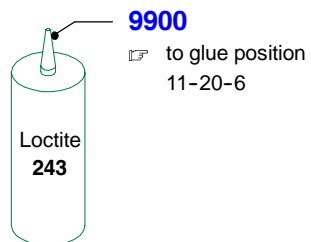
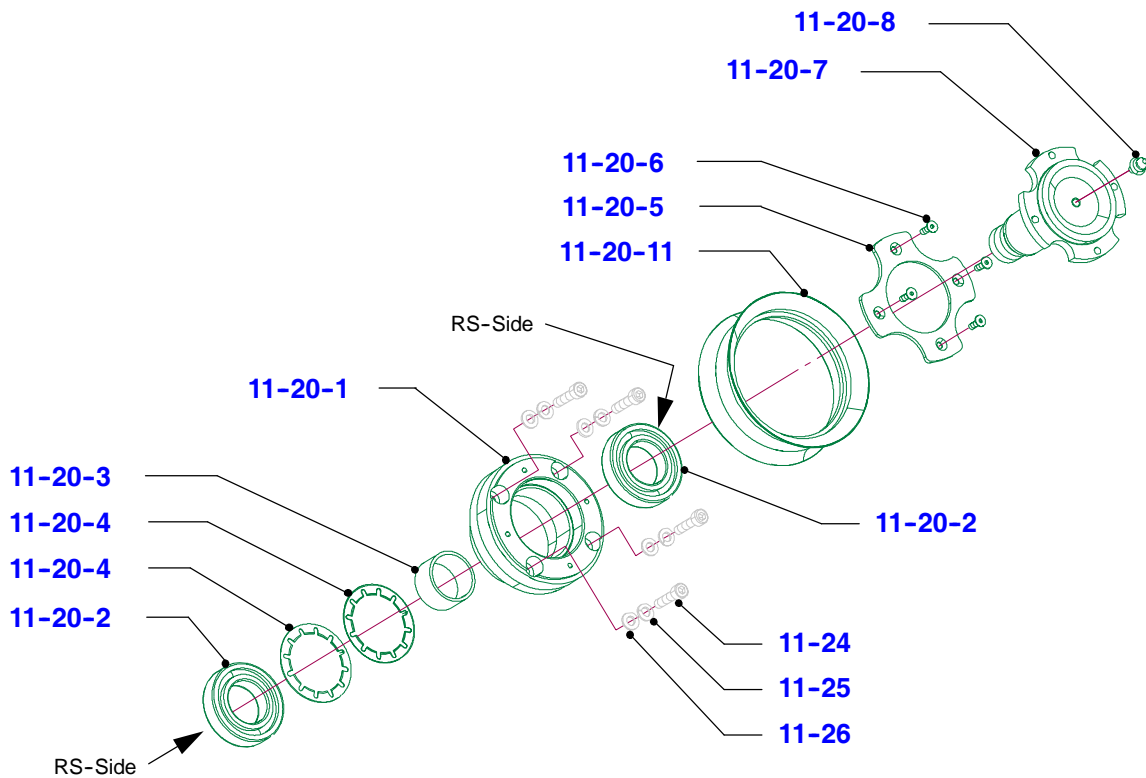
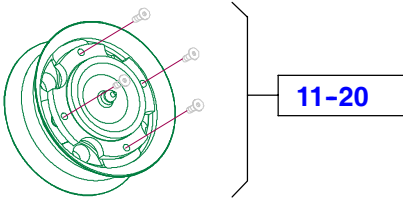
Basic components

Machine housing, blade bearing press., belt pulley and accessories



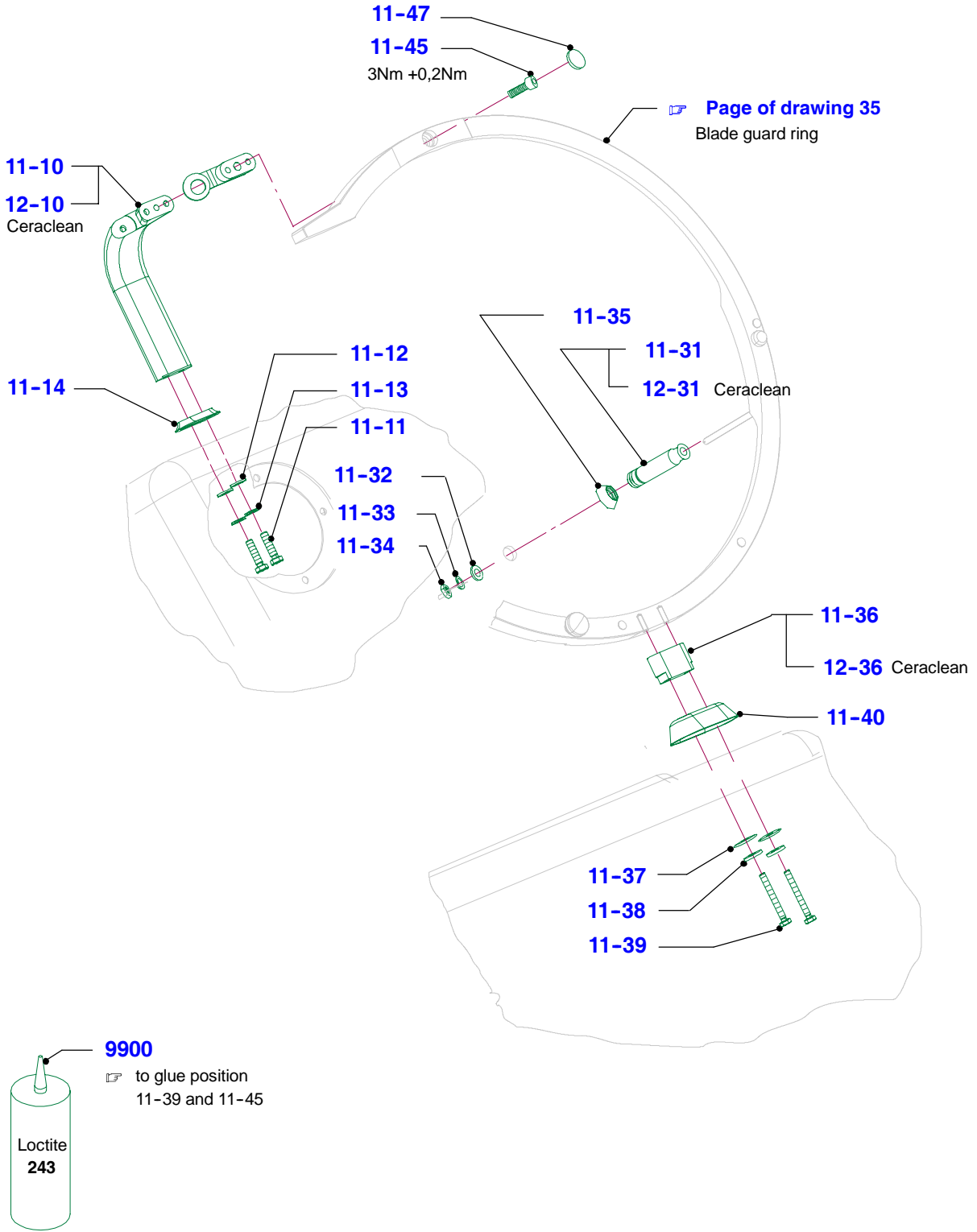
Basic components

Blade bearing preass.



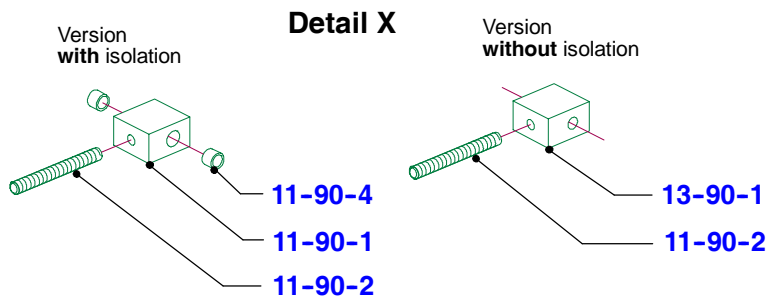
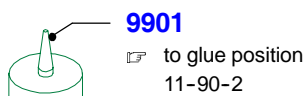
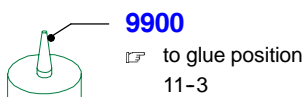
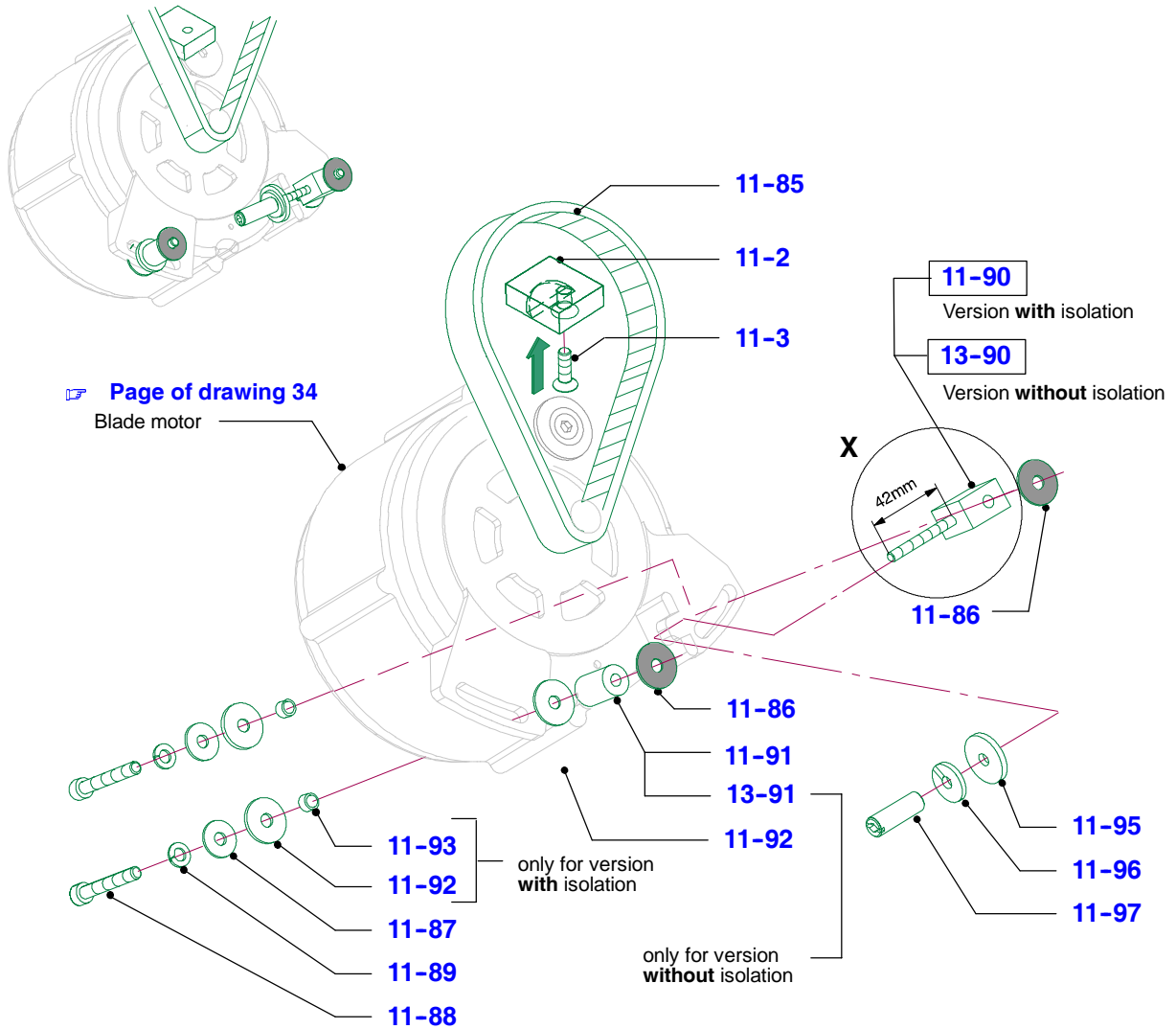
Basic components

Supporter for blade guard ring and deflector



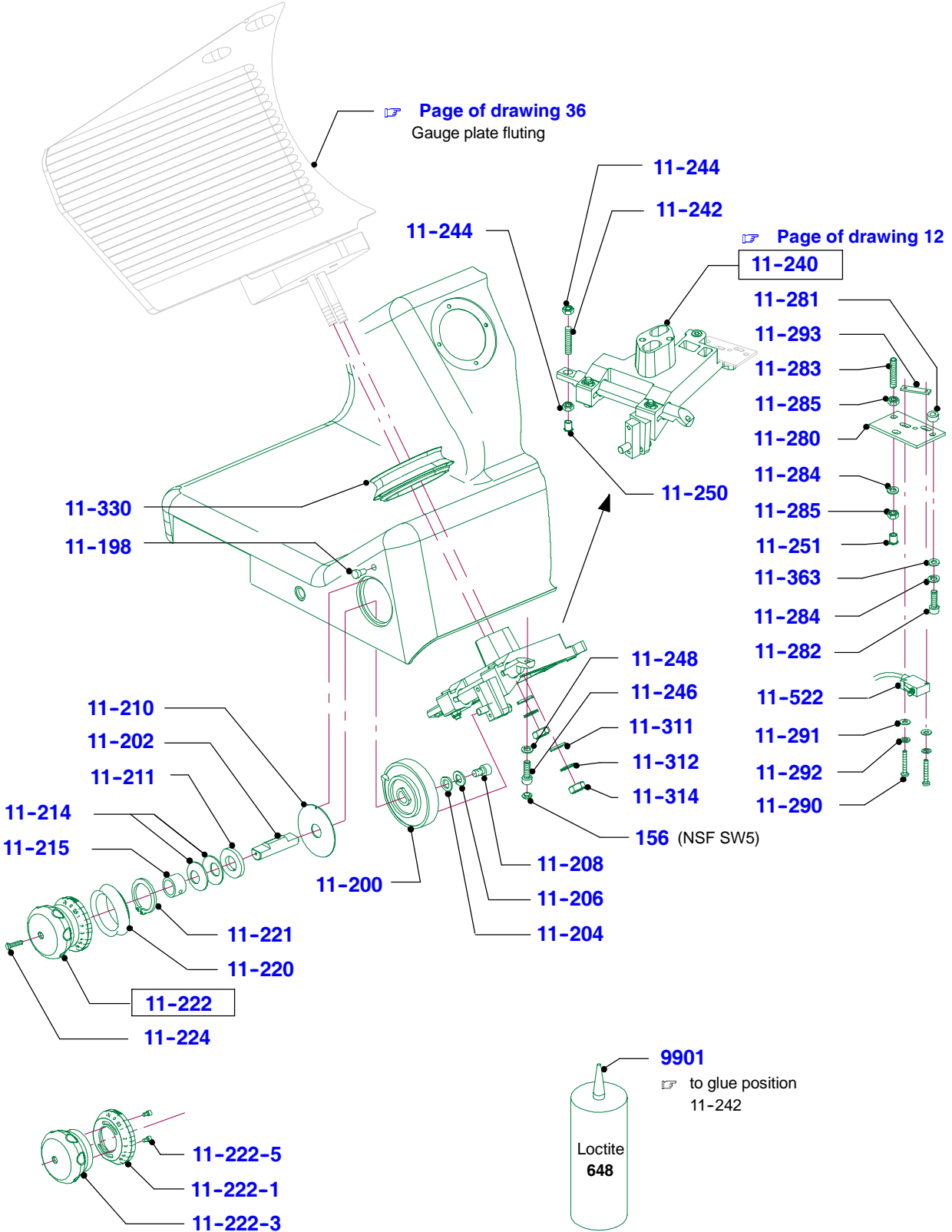
Basic components

Motor fastening and belt tension, version with and without isolation



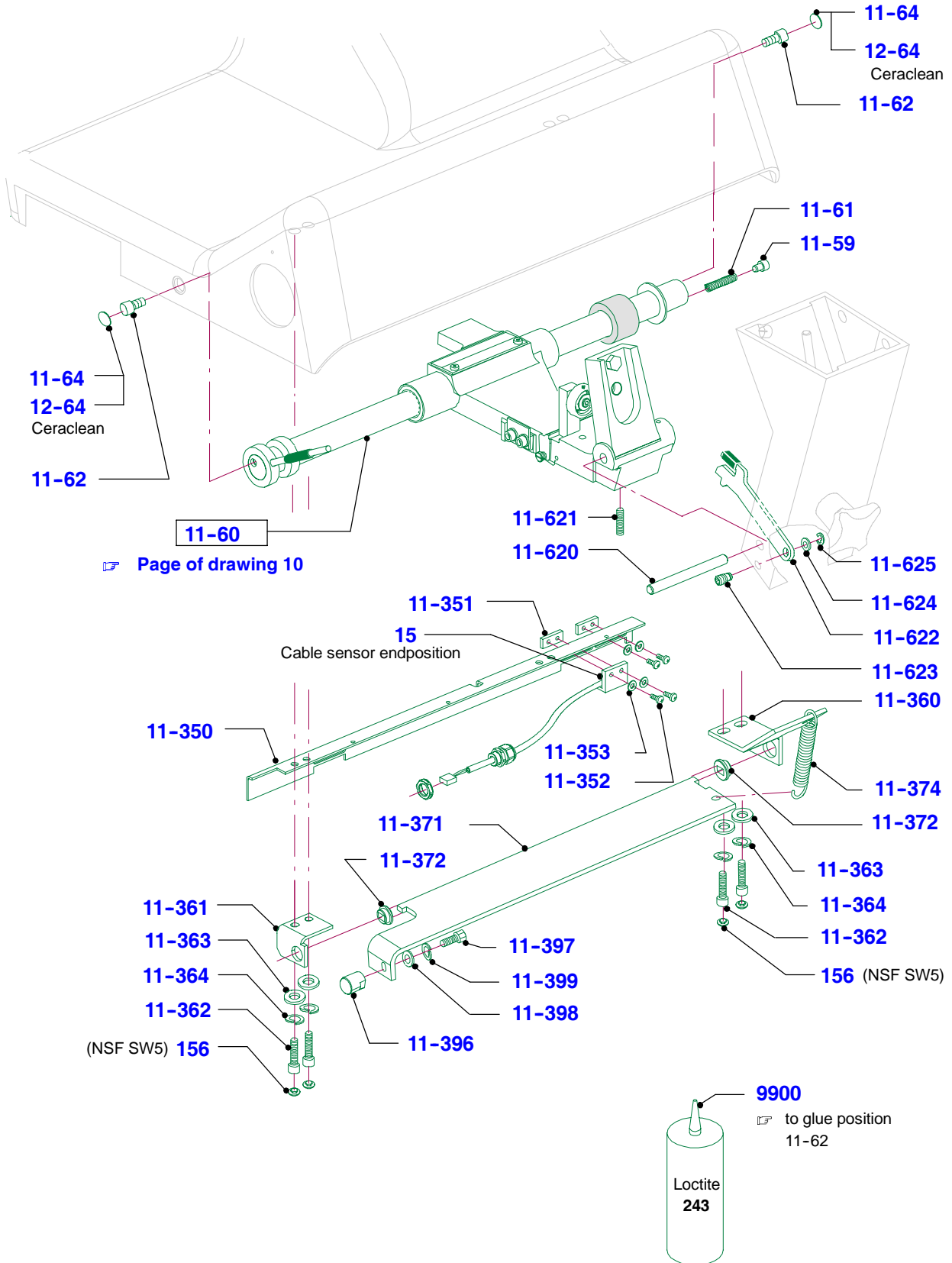
Basic components

Rotary knob and load arm



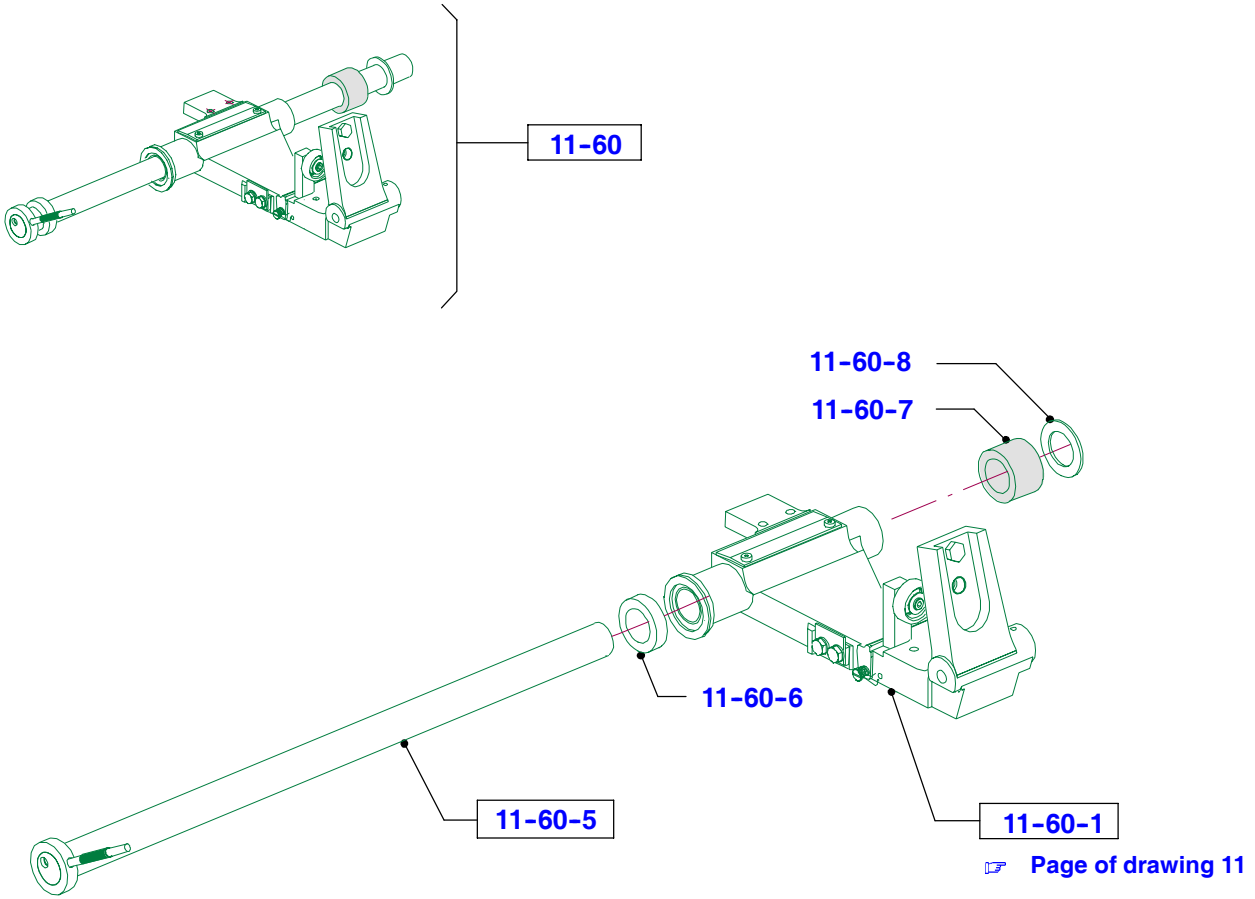
Basic components

Carriage guide, sensor support, rail, angle and locking slider

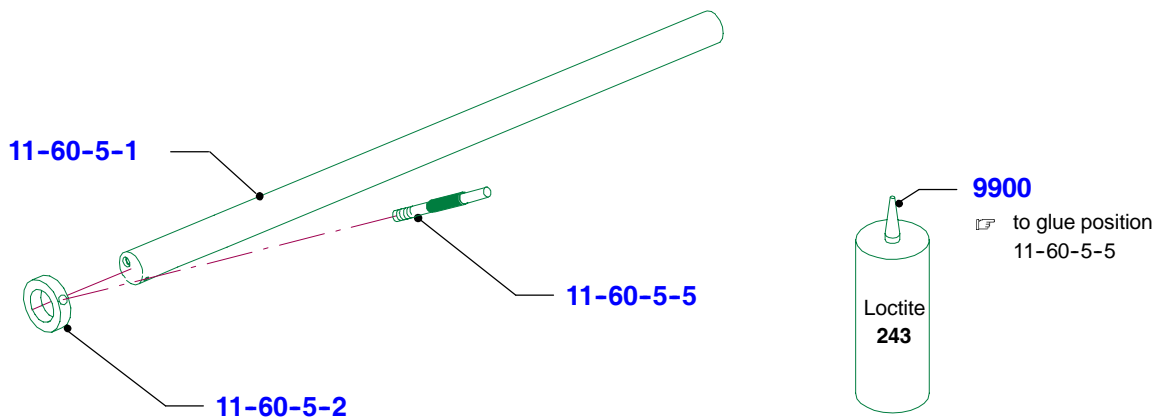


Basic components

Carriage guide cpl.

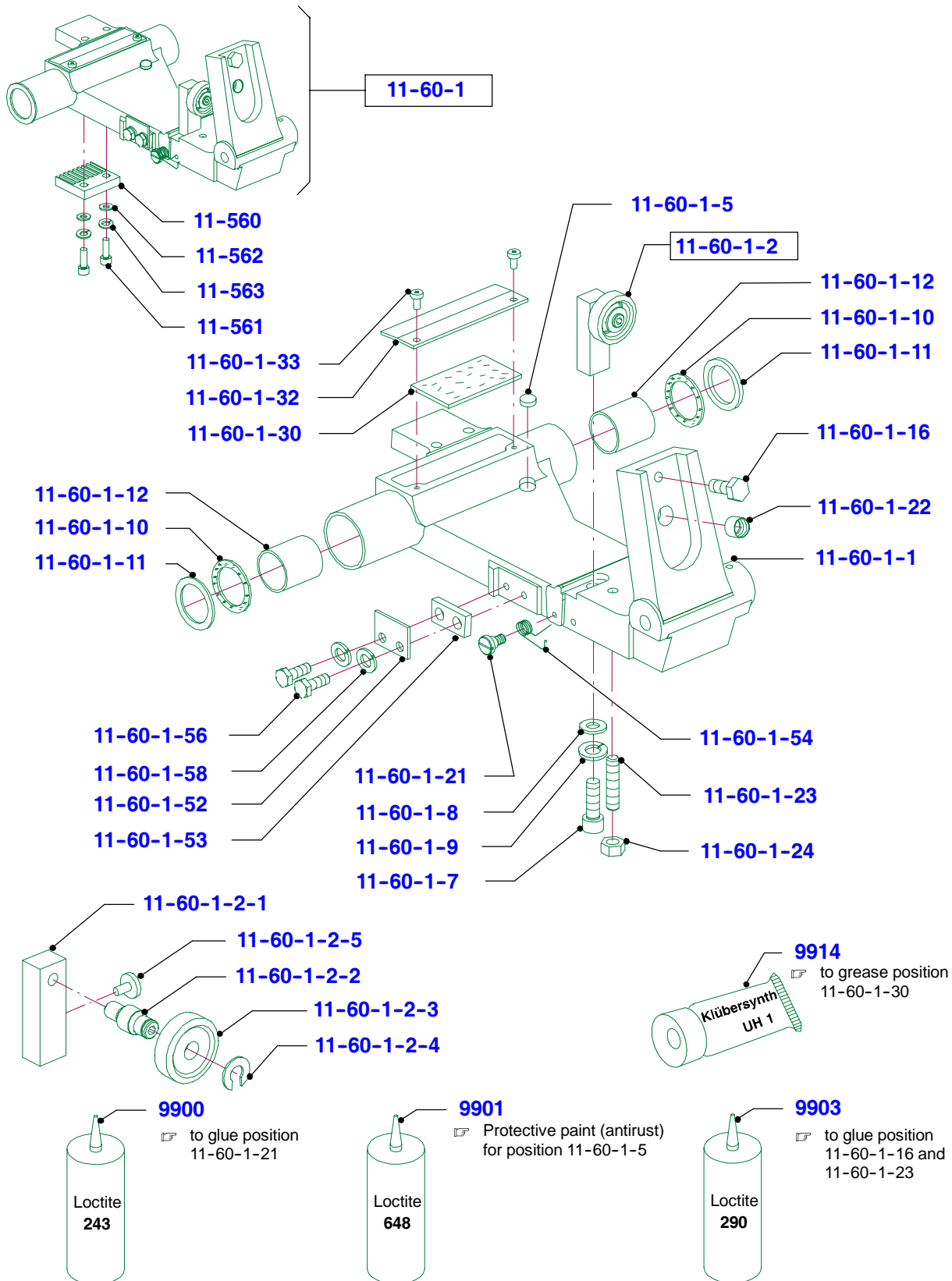


Carriage shaft, preassembled



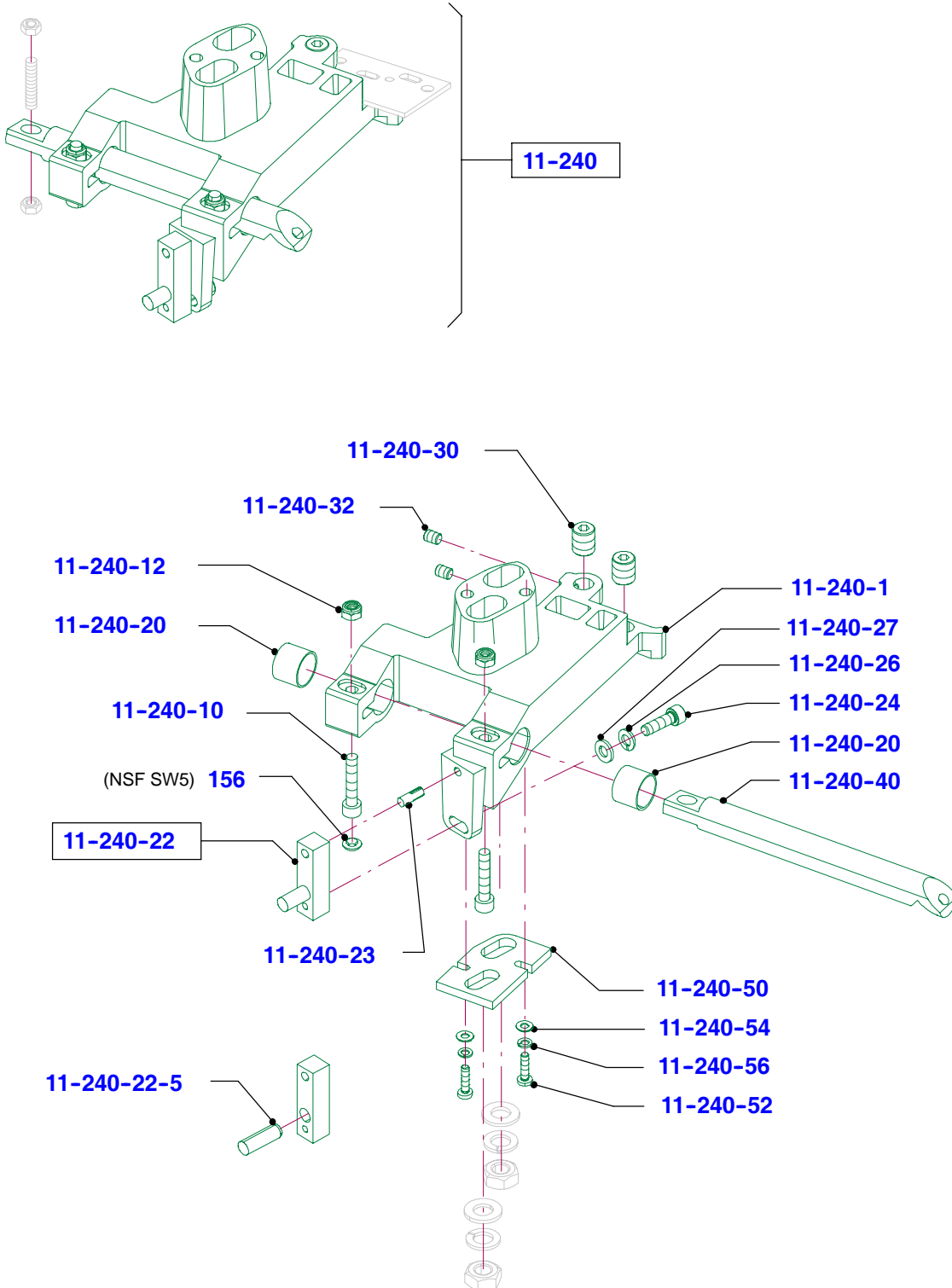
Basic components

Carriage guide preass.



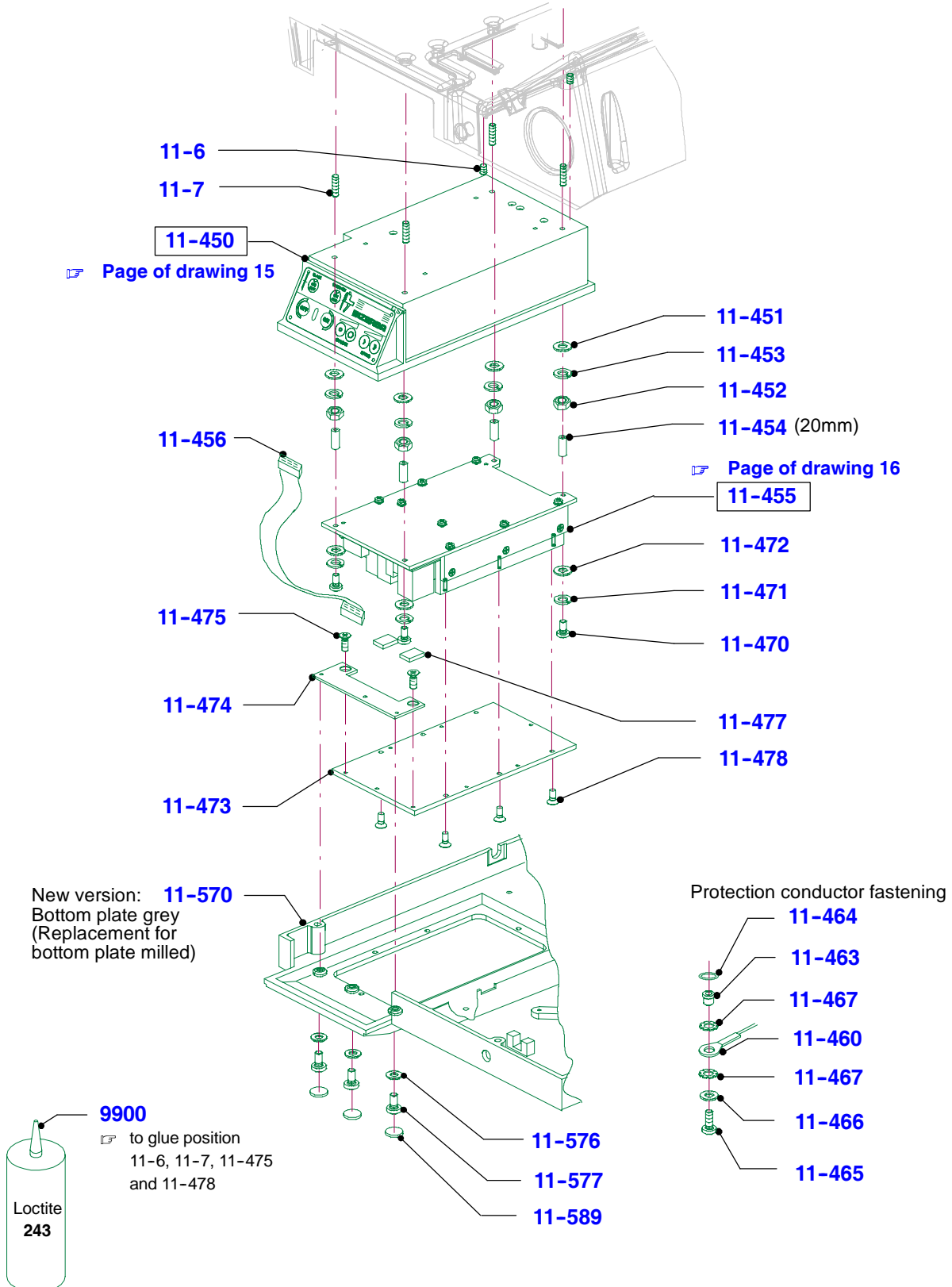
Basic components

Load arm, preassembled



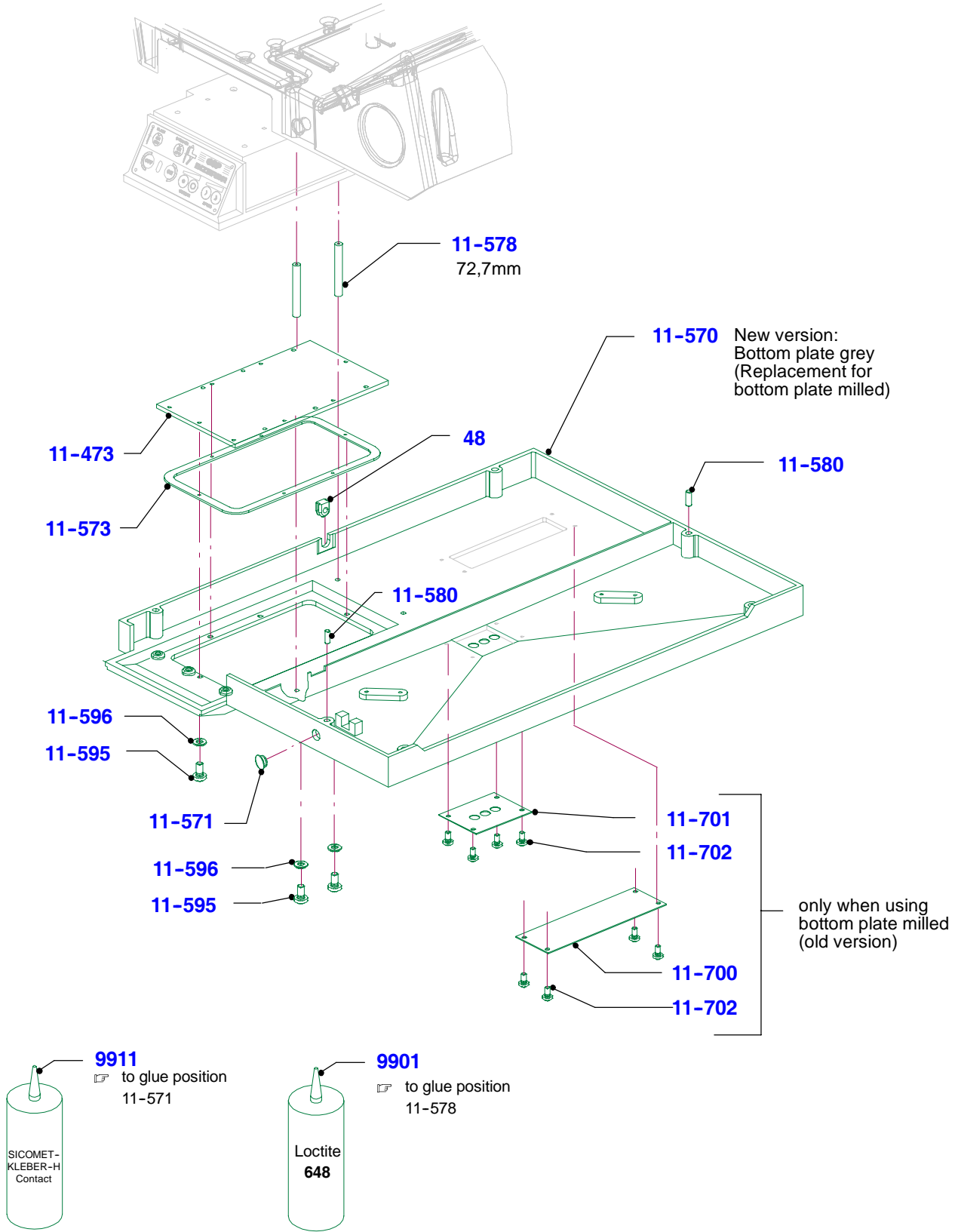
Basic components

Housing preass. grey, CPU-PFC-DRIVE, cooling plate



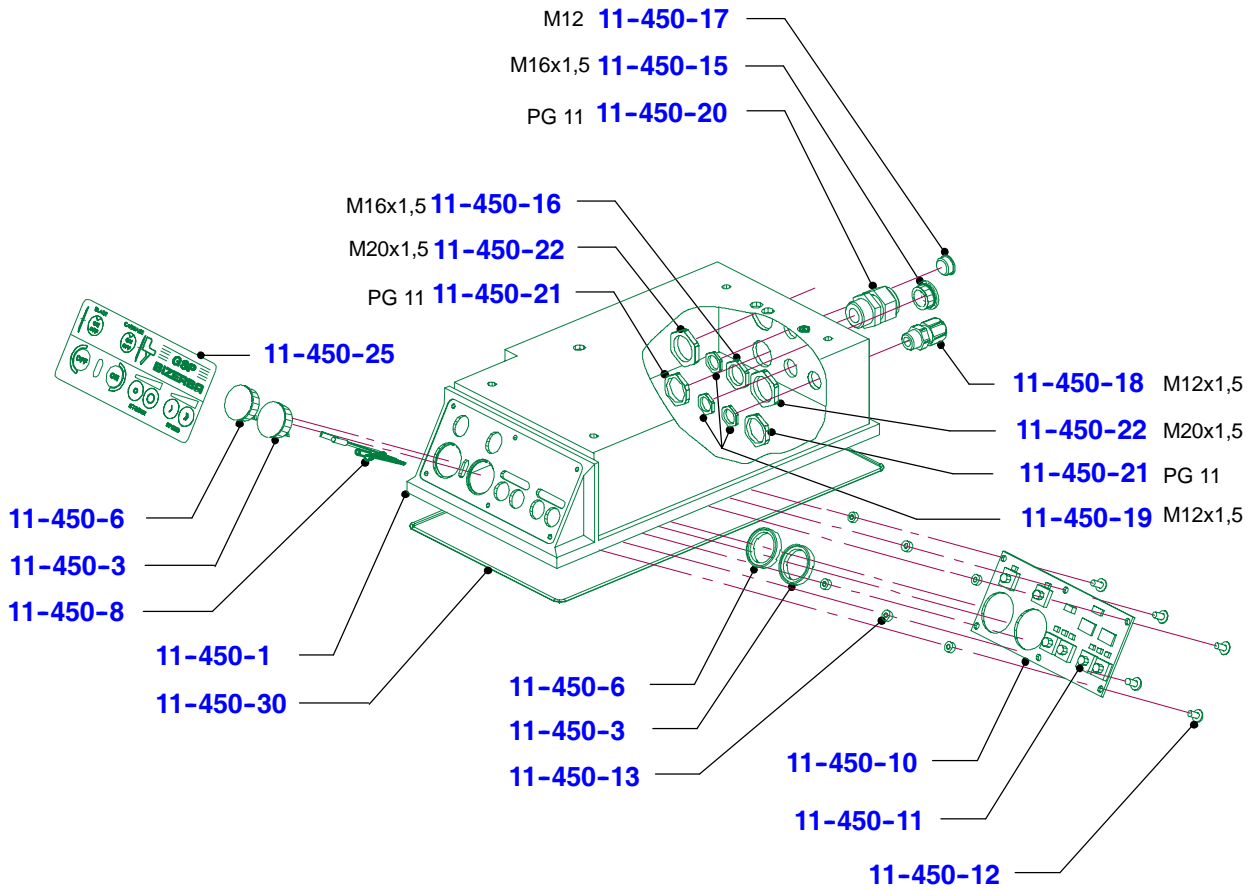
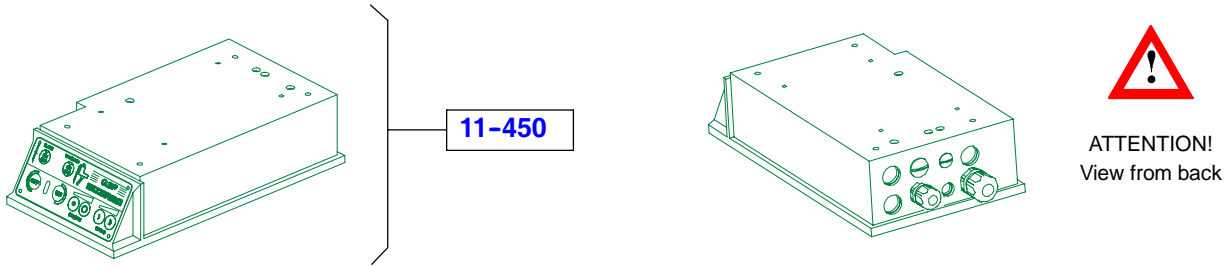
Basic components

Bottom plate and accessories



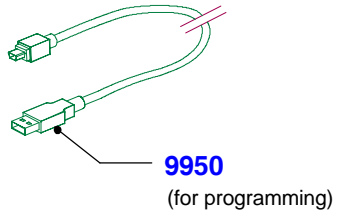
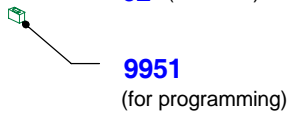
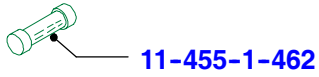
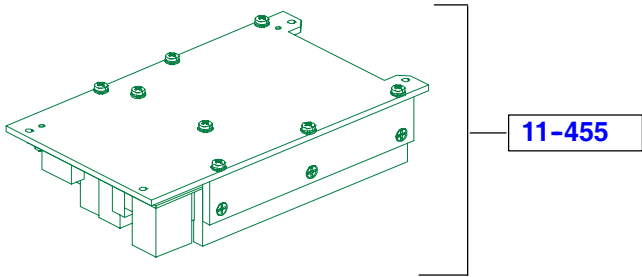
Basic components

Housing preass., grey



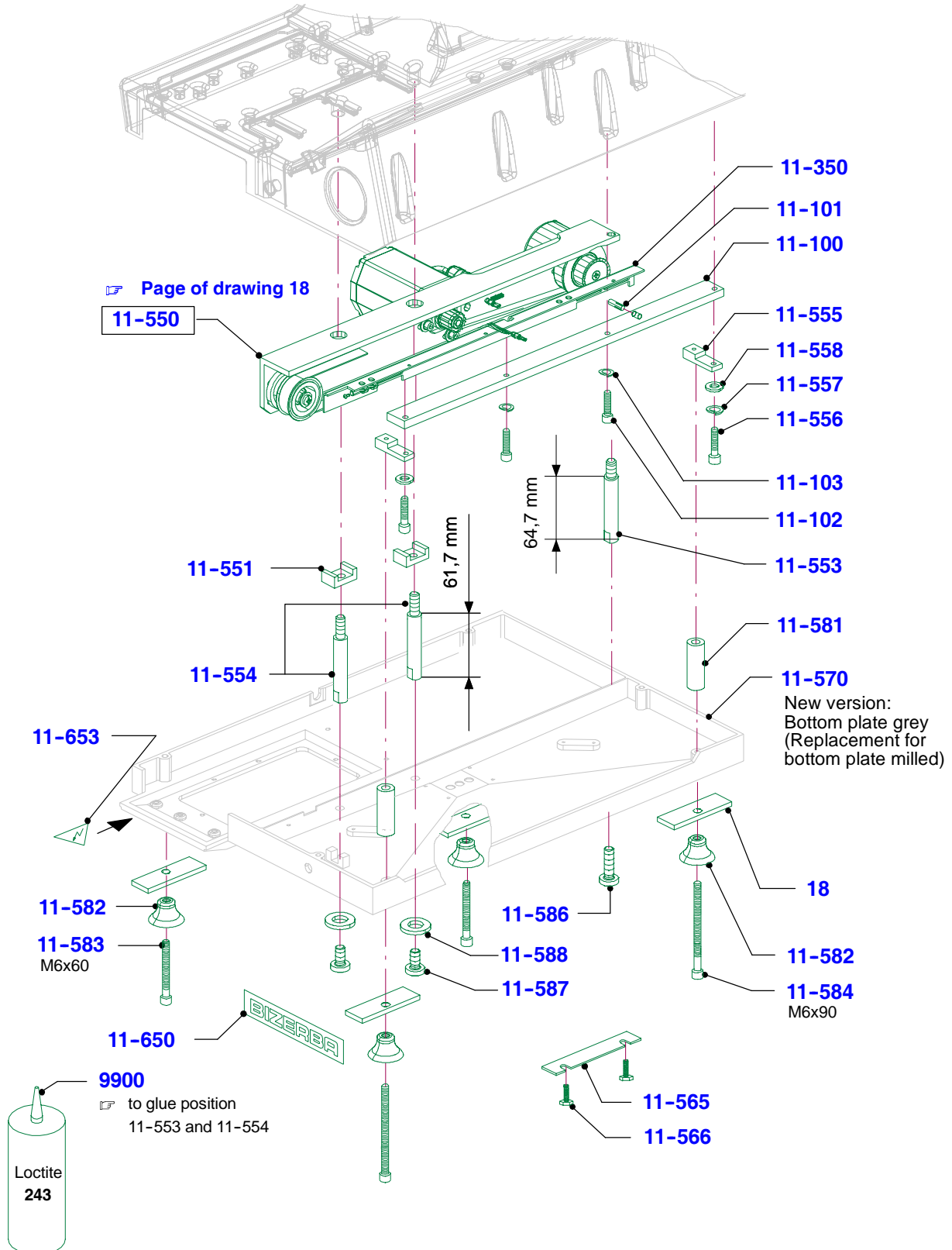
Basic components

CPU-PFC-DRIVE



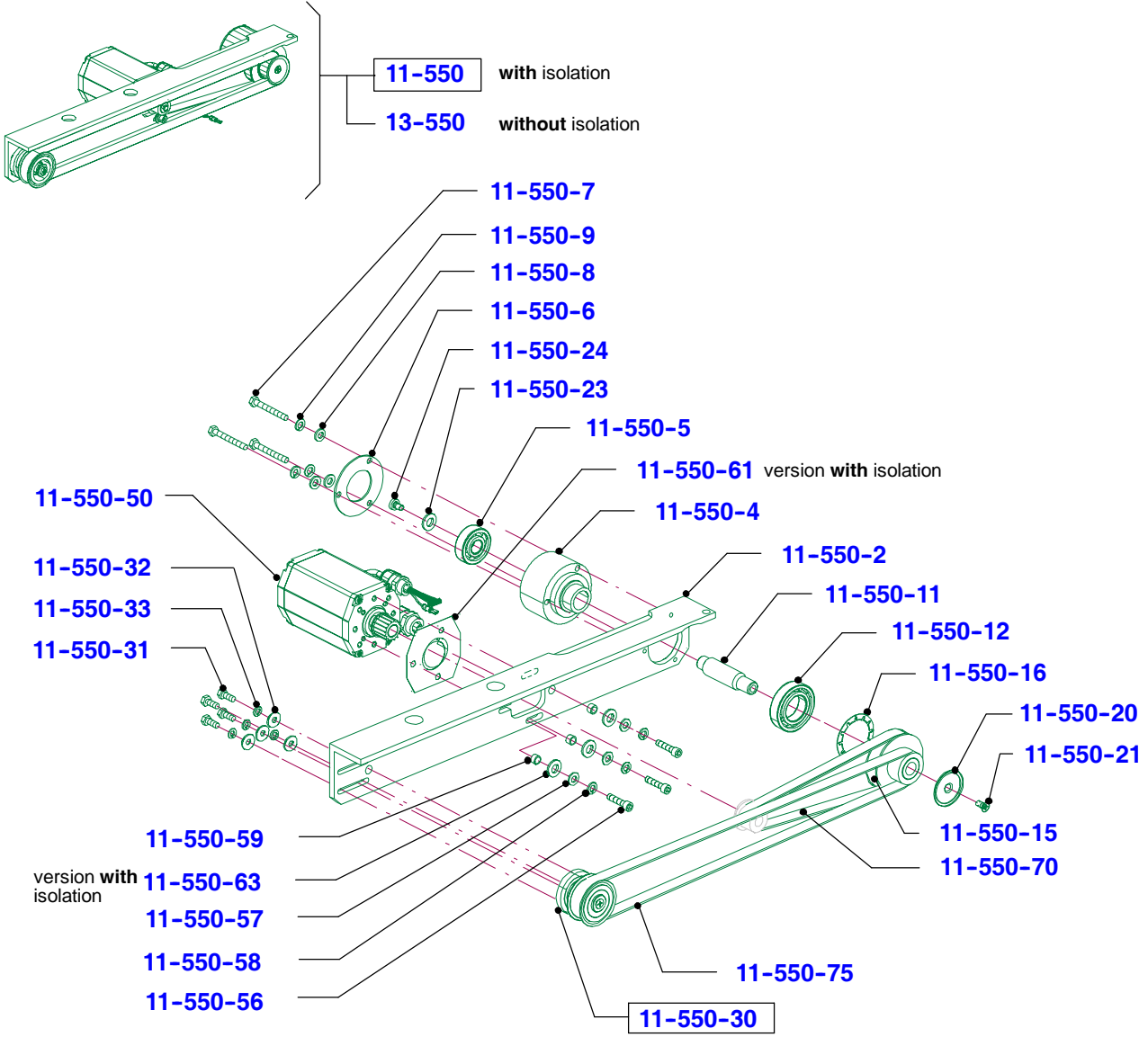
Basic components

Carriage drive SE12D ratio with accessories, guide rail, supporting legs

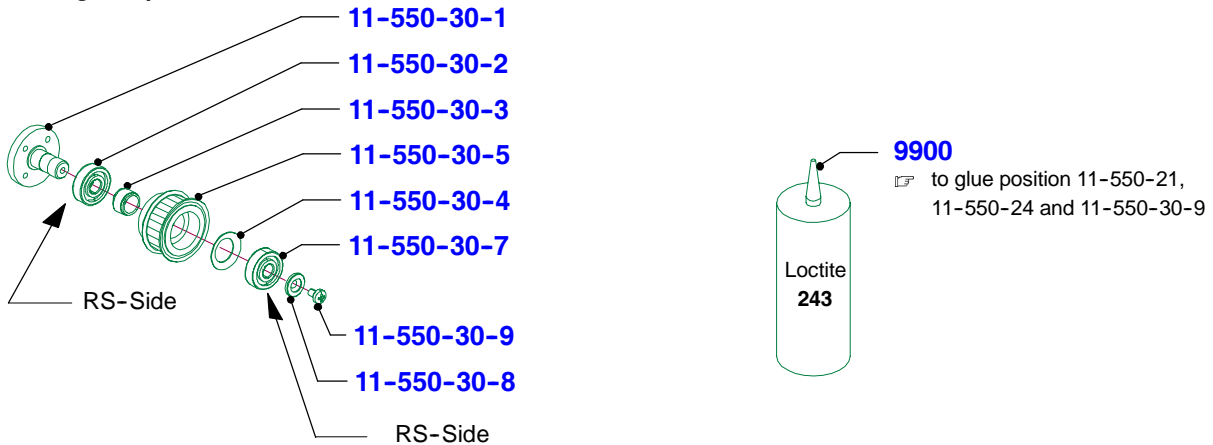


Basic components

Carriage drive SE 12D ratio, with and without isolation

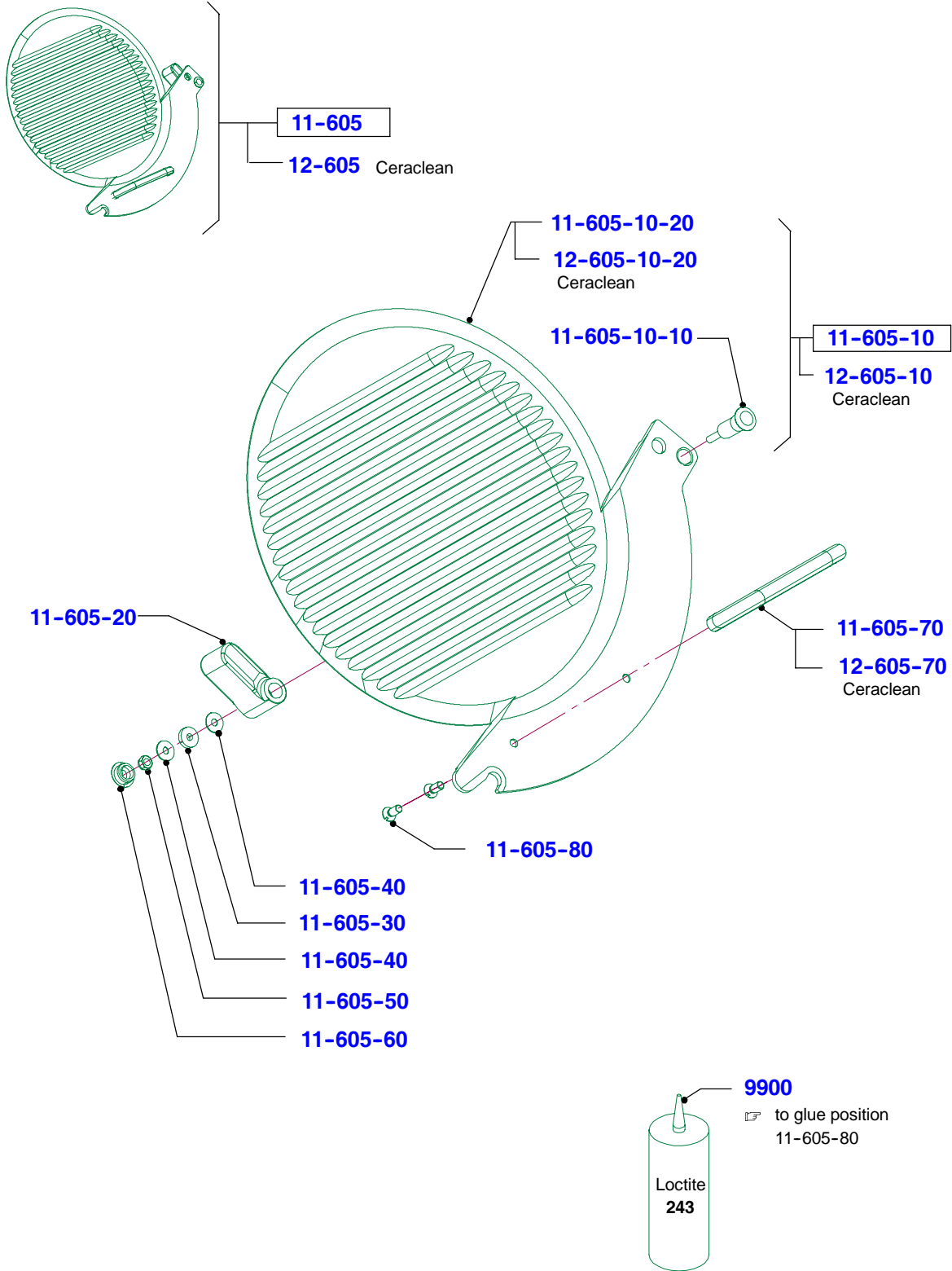


Bearing compl., HTD 5M



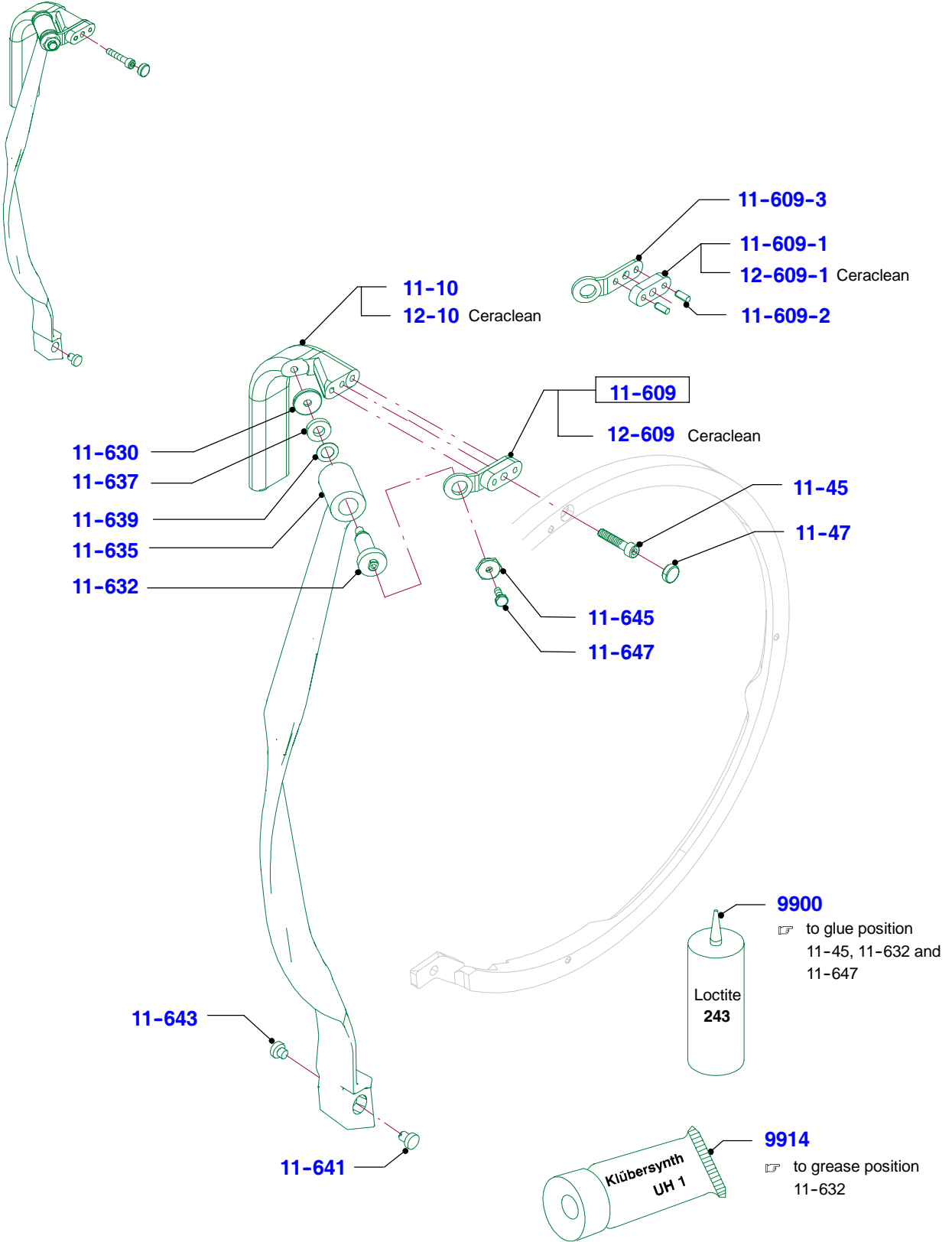
Basic components

Blade cover compl.

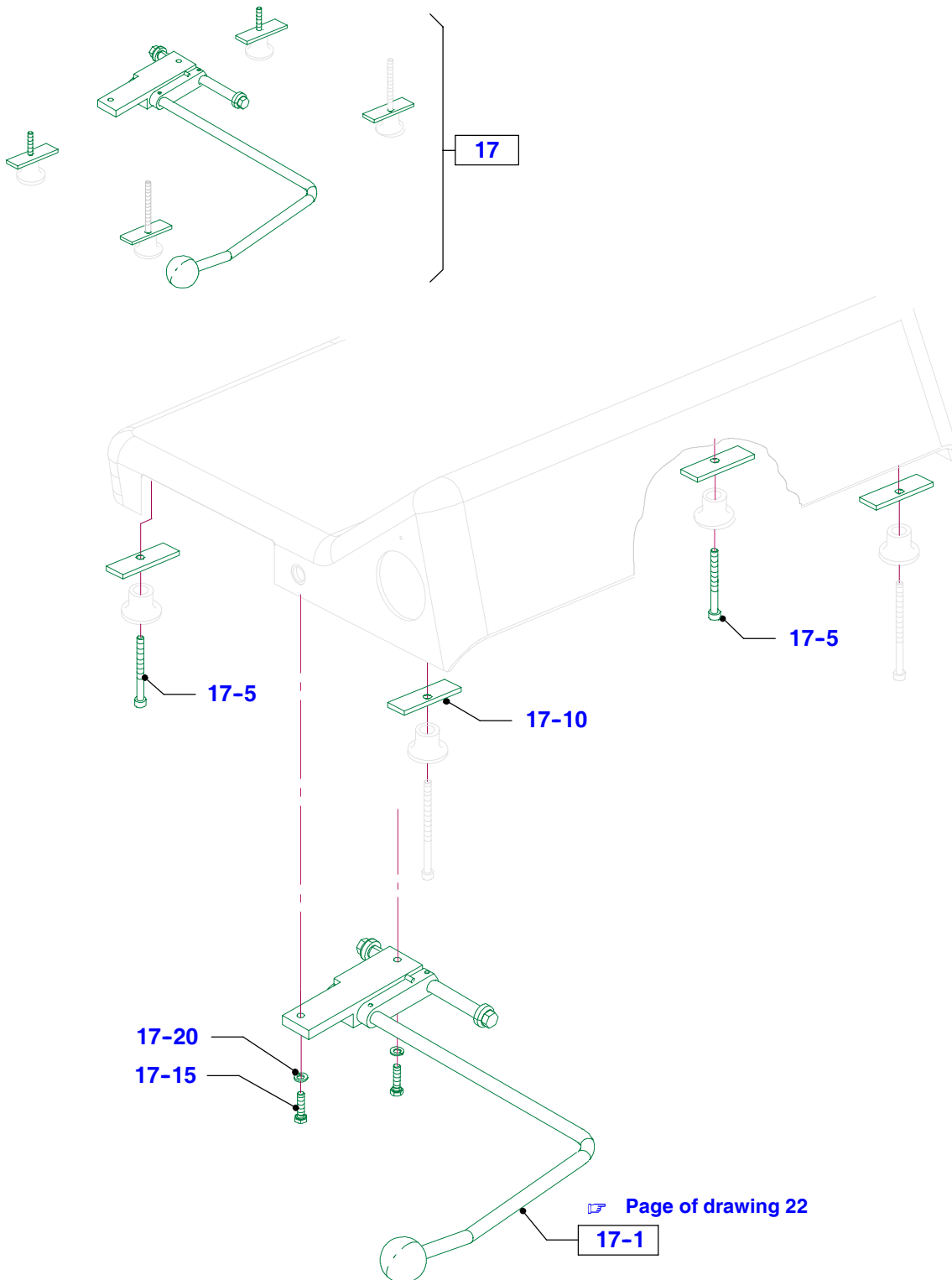


Basic components

Deflector, intermediate piece and supporter

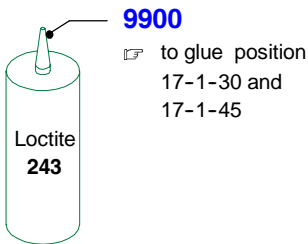
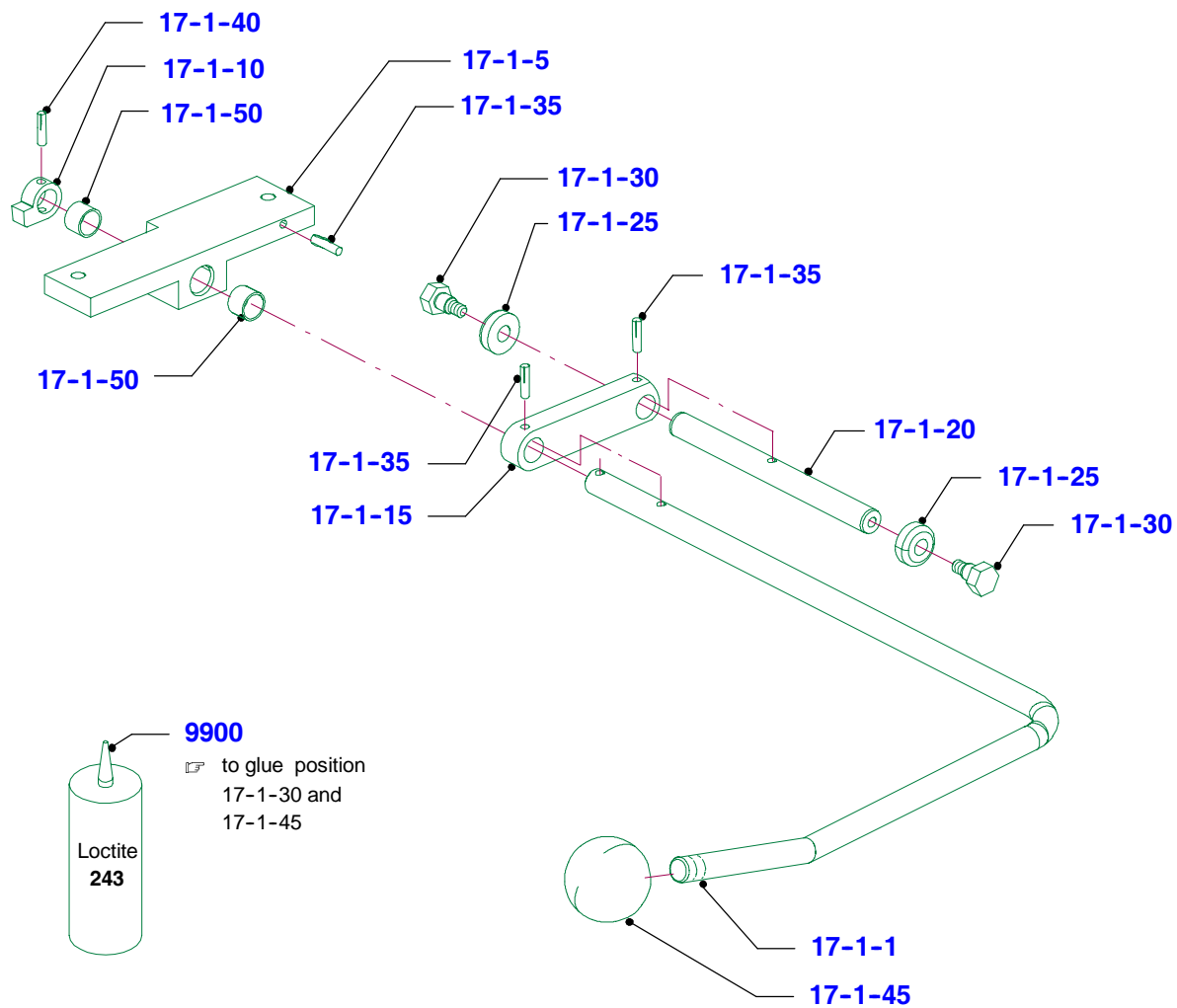
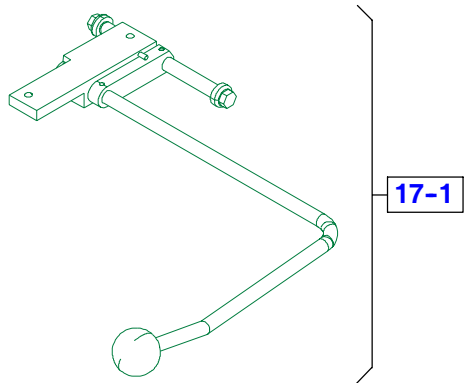


Lifting lever



Lifting lever

Lifting device pre-assembled

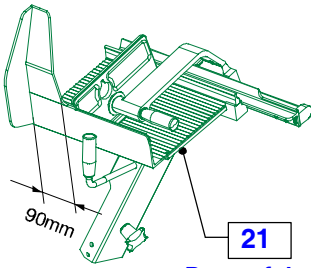


Carriage

Carriage overview

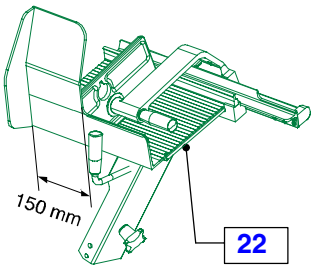
Carriage inclination 25°, High

Carriage Alu welded,
1pc, L=90 mm



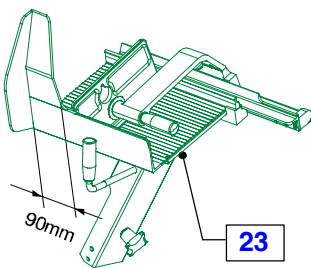
➤ Page of drawing 24

Carriage Alu welded,
1pc, L=150 mm



➤ Page of drawing 27

Carriage Alu welded,
1pc, L=90 mm, Ceraclean

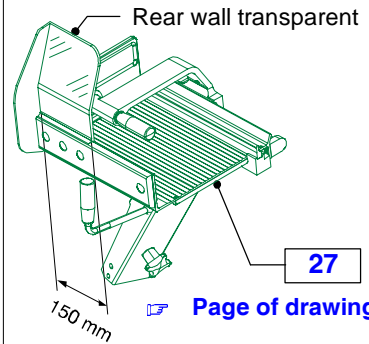


➤ Page of drawing 28

Carriage inclination 25°, Low

Carriage inclination 18°, Low

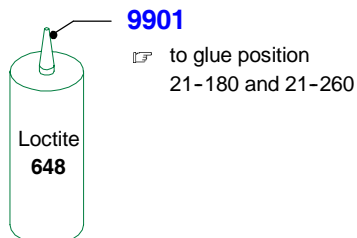
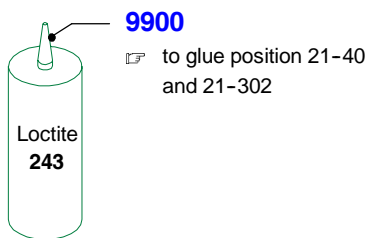
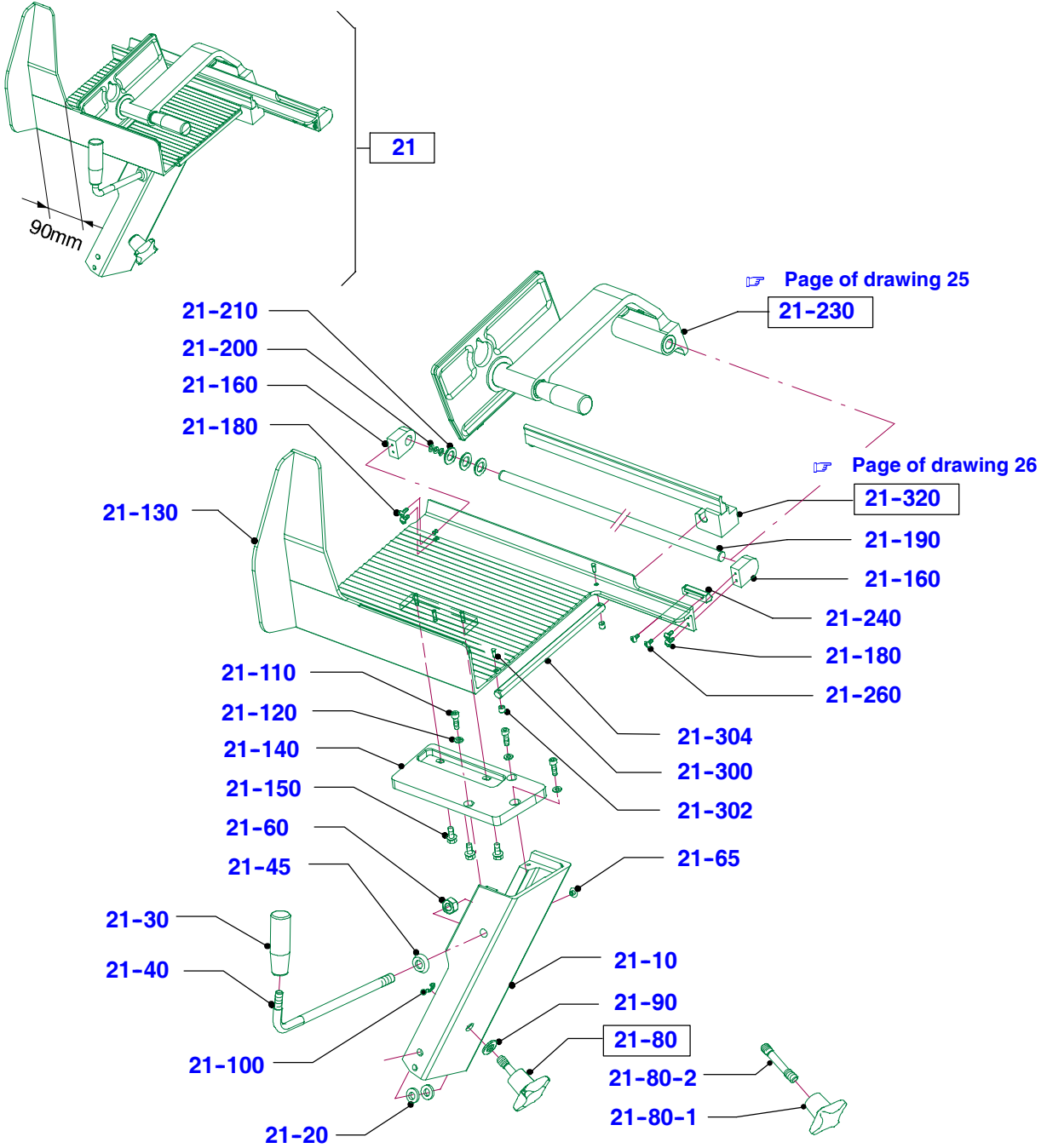
Carriage 18 L, transparent
L=150 mm, Ceraclean



➤ Page of drawing 31

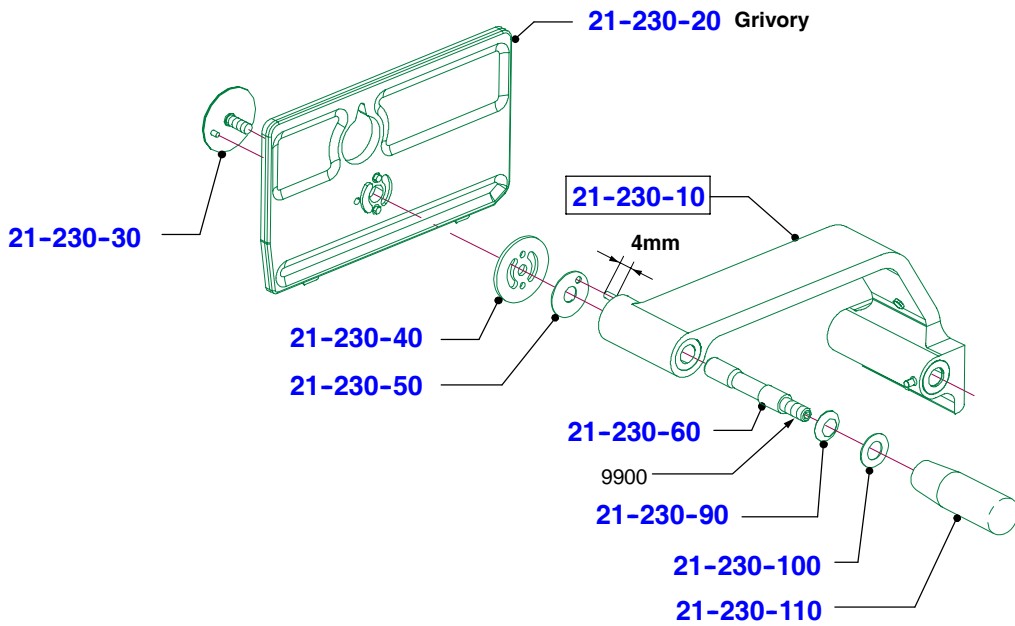
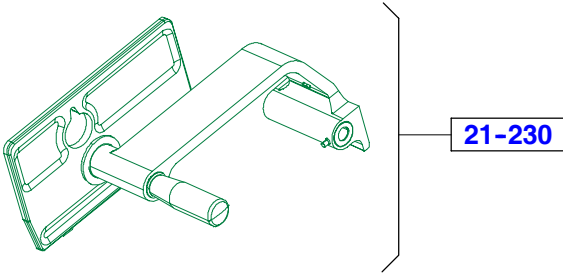
Carriage

Carriage Alu welded, 1pc, 25H, L=90mm

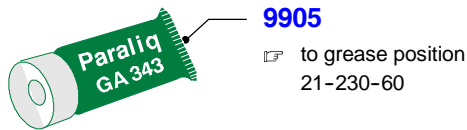
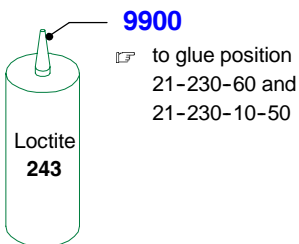
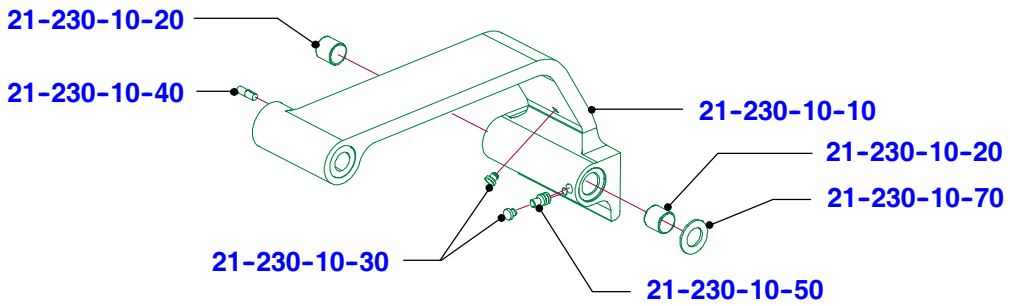


Carriage

Slider protection (Grivory) and lever

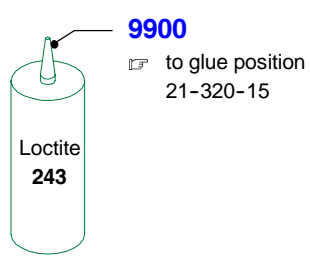
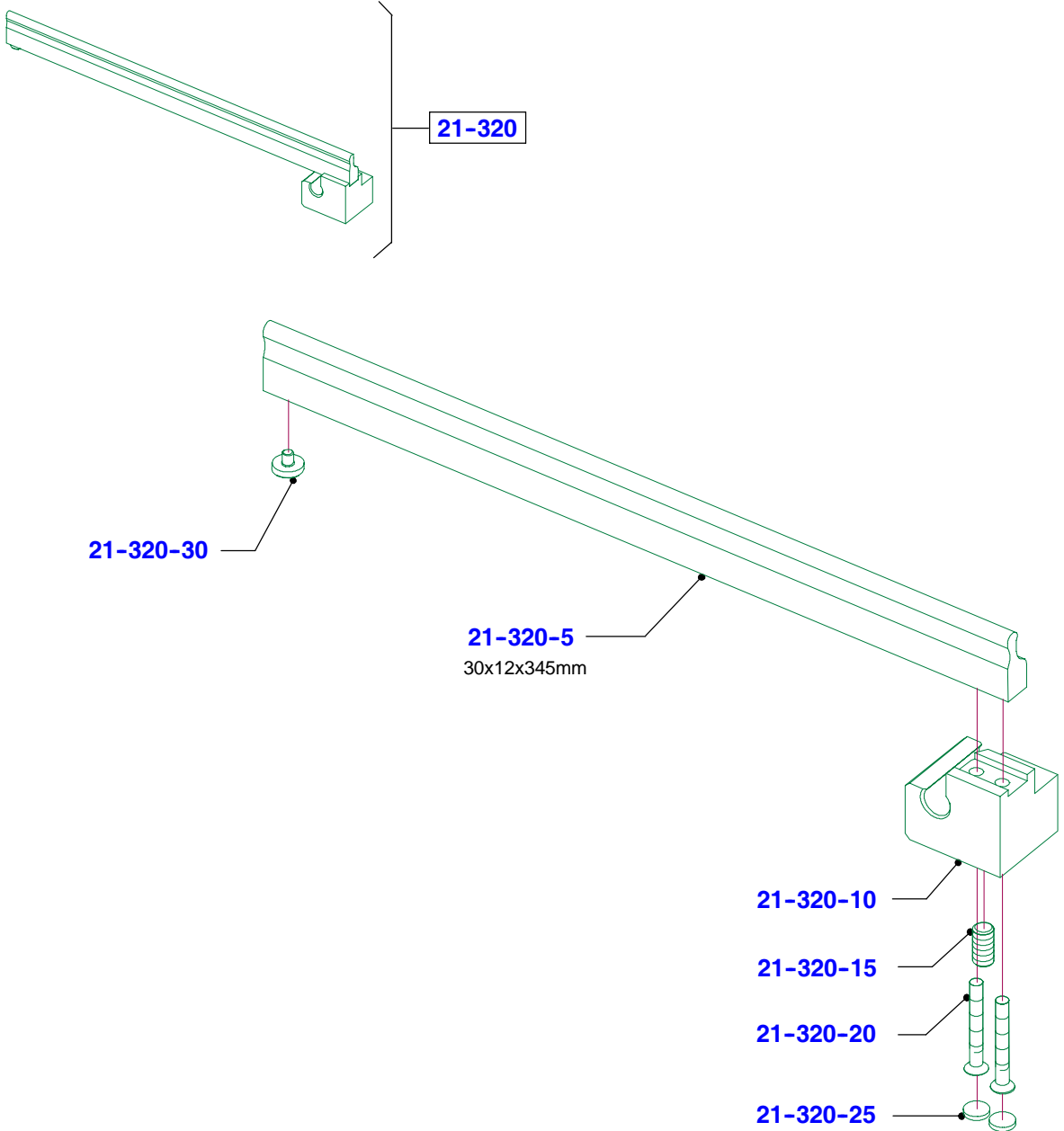


Lever preassembled



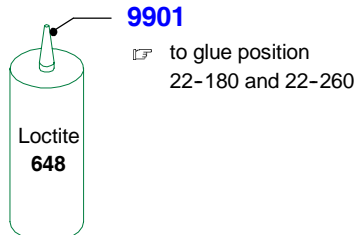
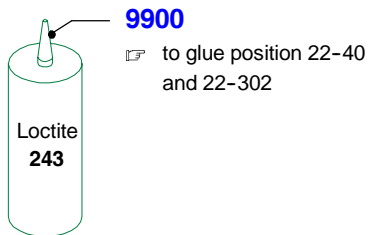
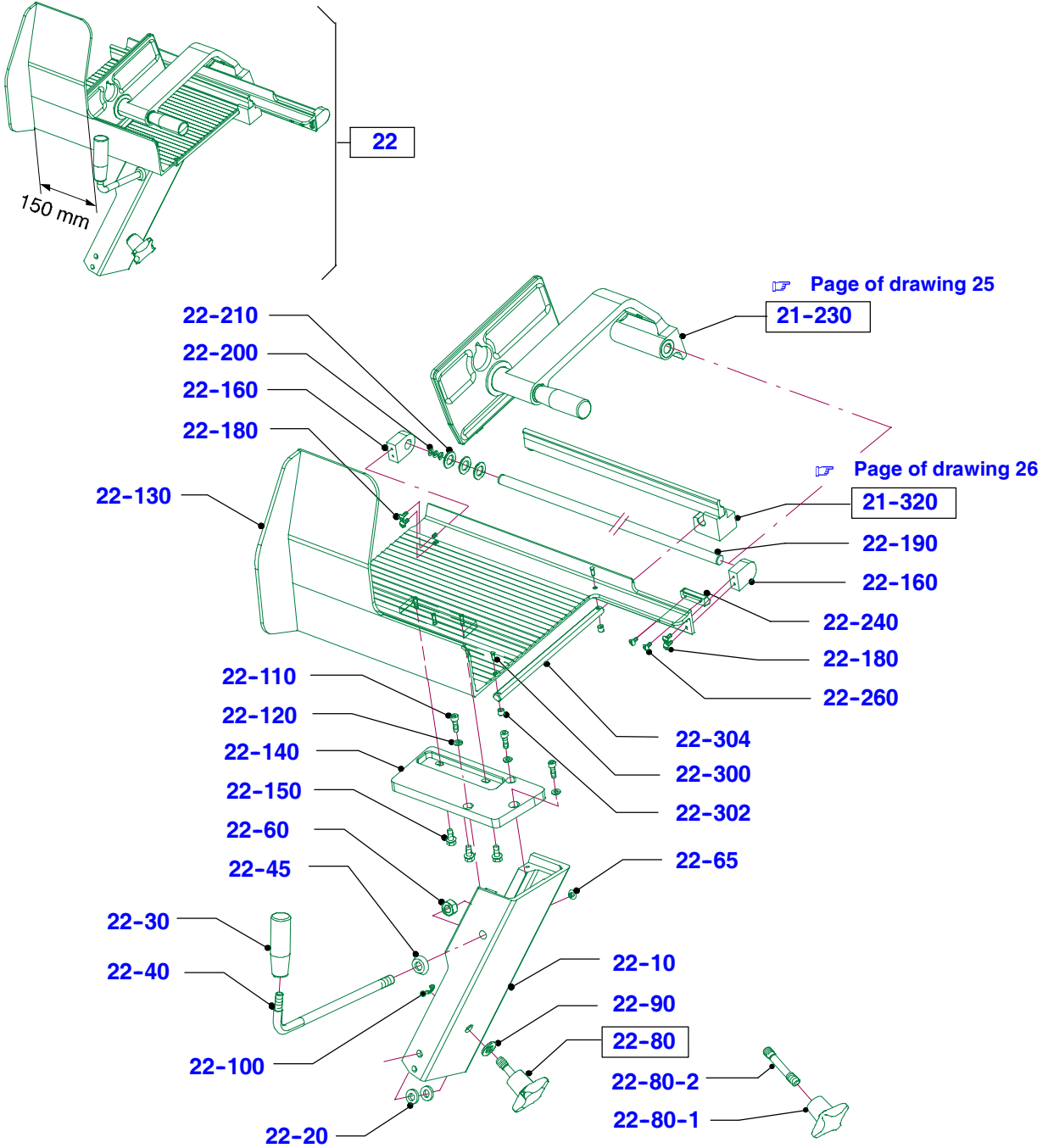
Carriage

Ruler cpl. (30x12x345mm)



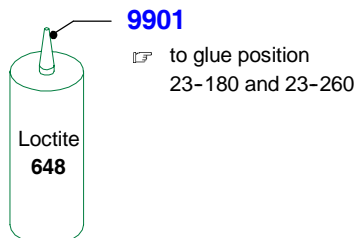
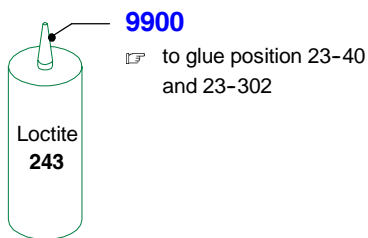
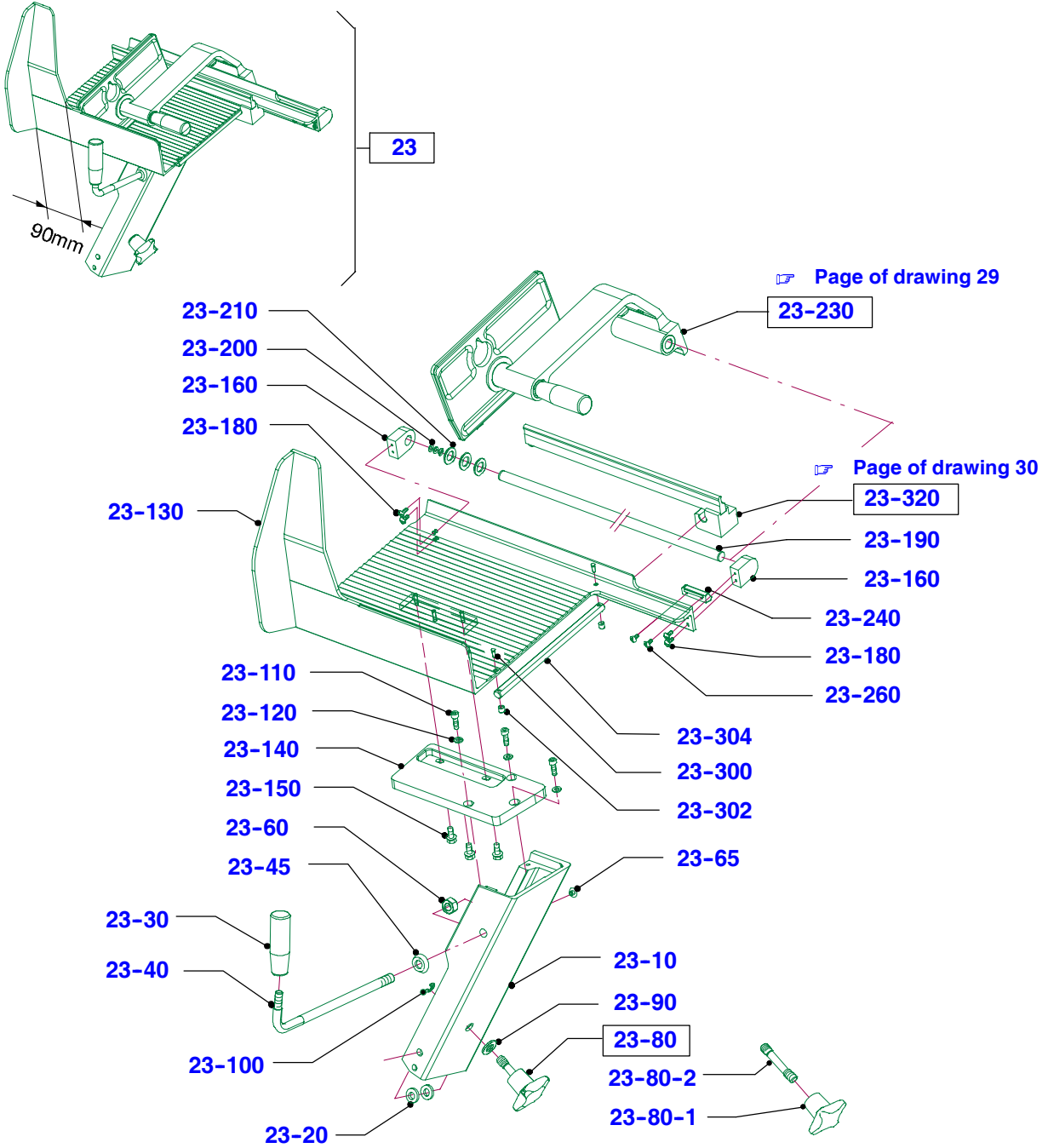
Carriage

Carriage Alu welded, 1pc, 25 High, L=150mm



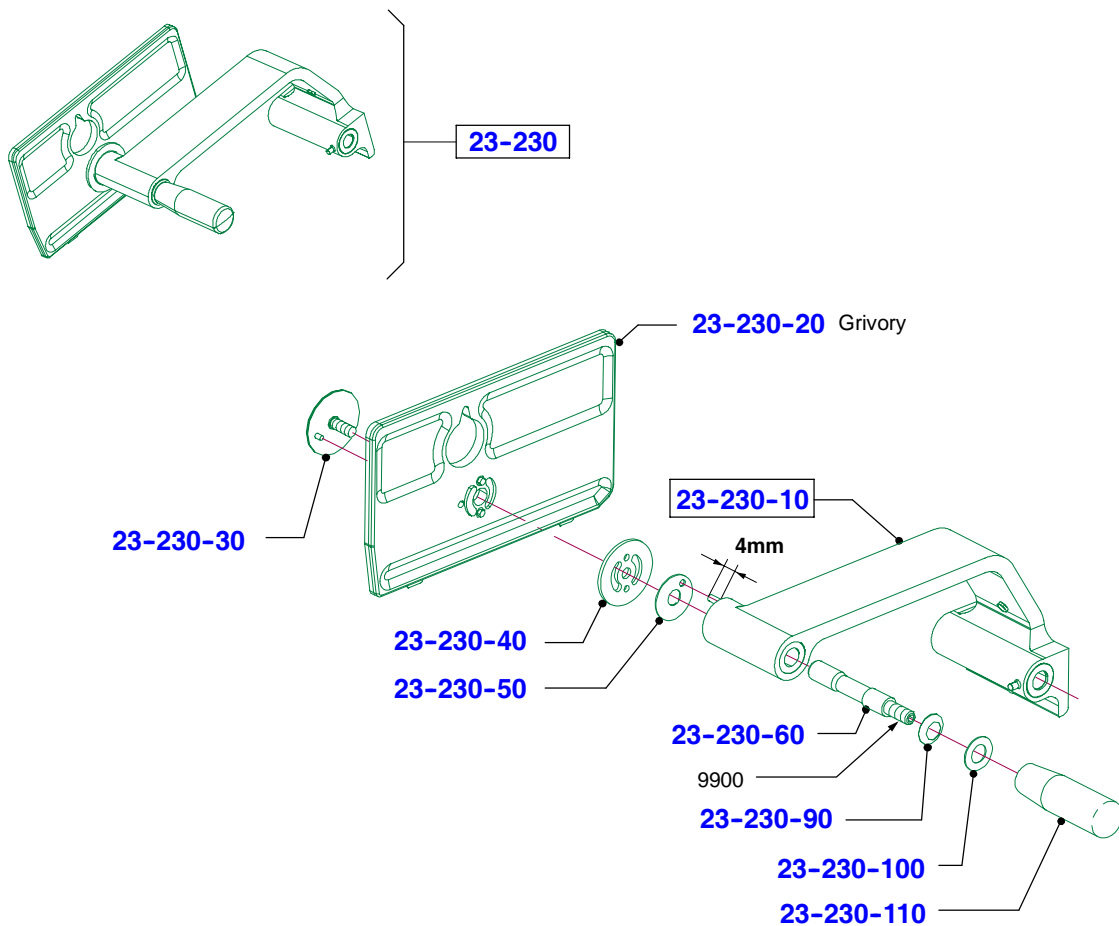
Carriage

Carriage Alu welded, 1pc, 25H, L=90mm, Ceraclean

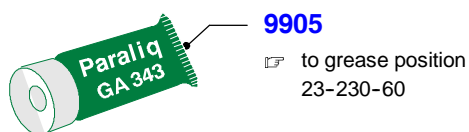
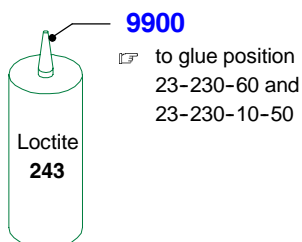
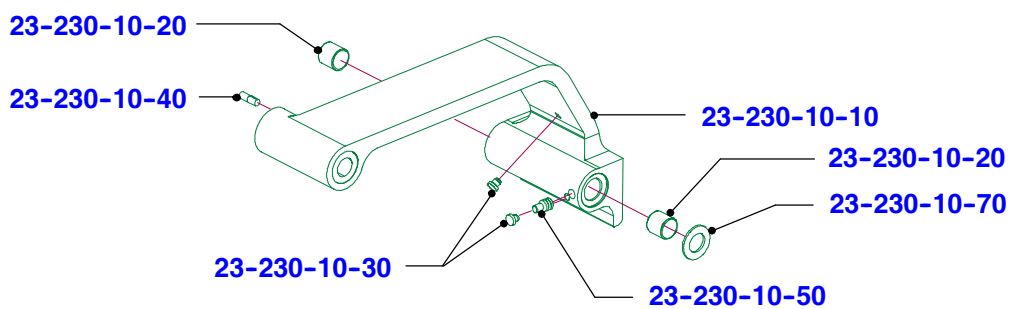


Carriage

Slider protection (Grivory) and lever Ceraclean

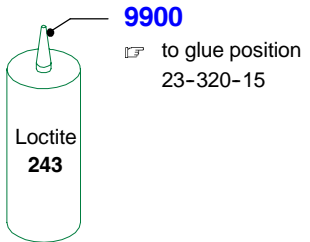
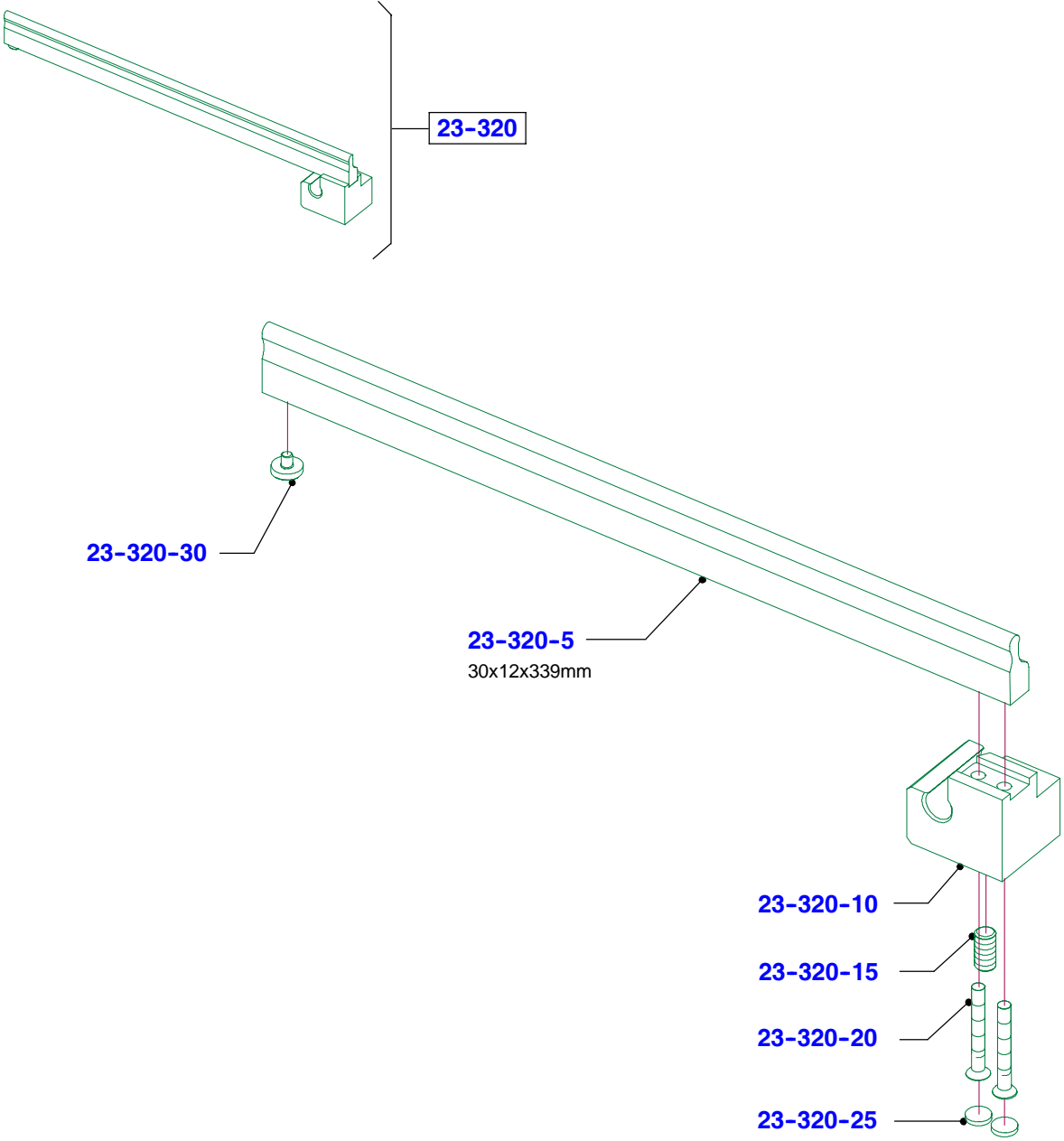


Lever preassembled, Ceraclean



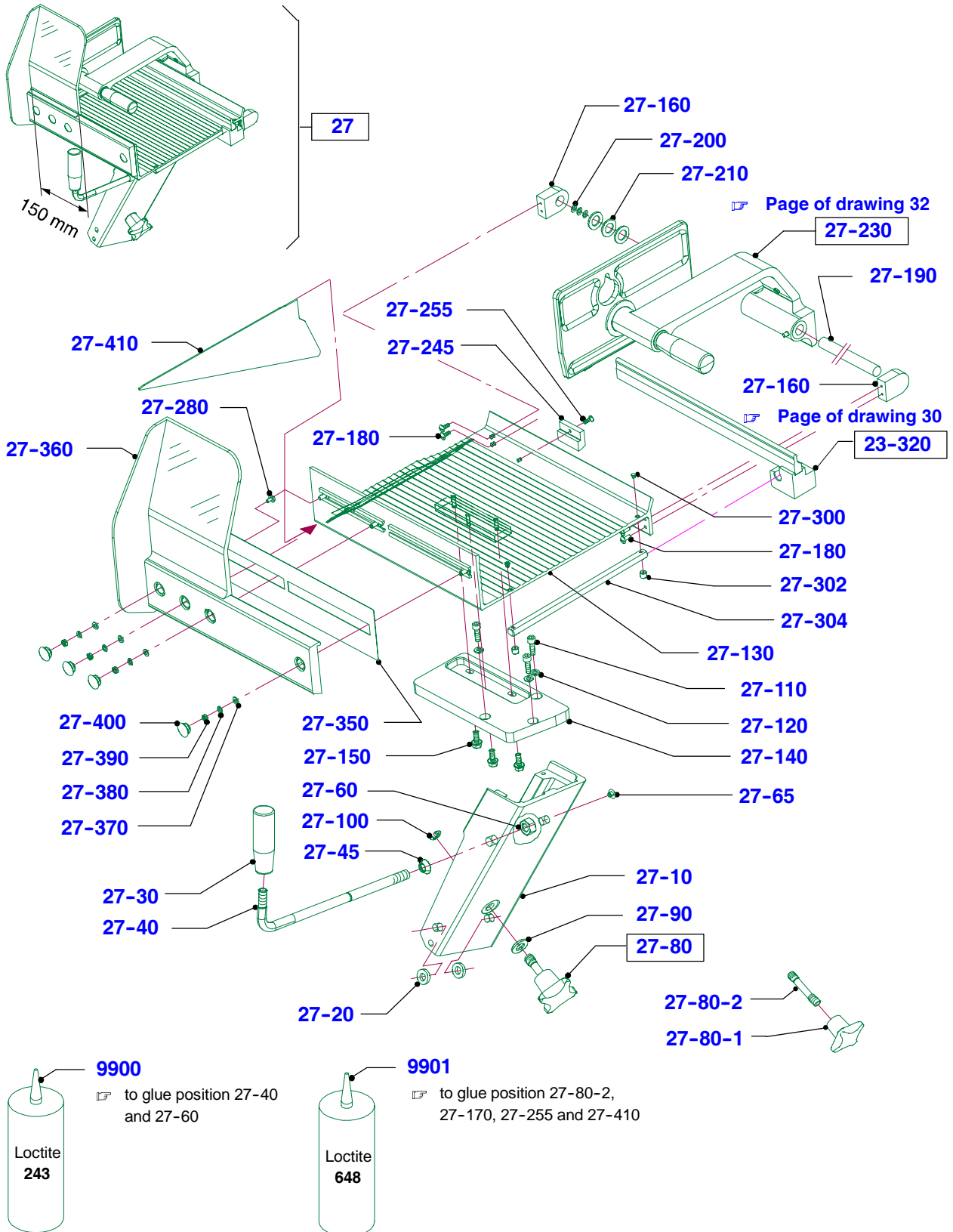
Carriage

Ruler cpl., Ceraclean, (30x12x339mm)



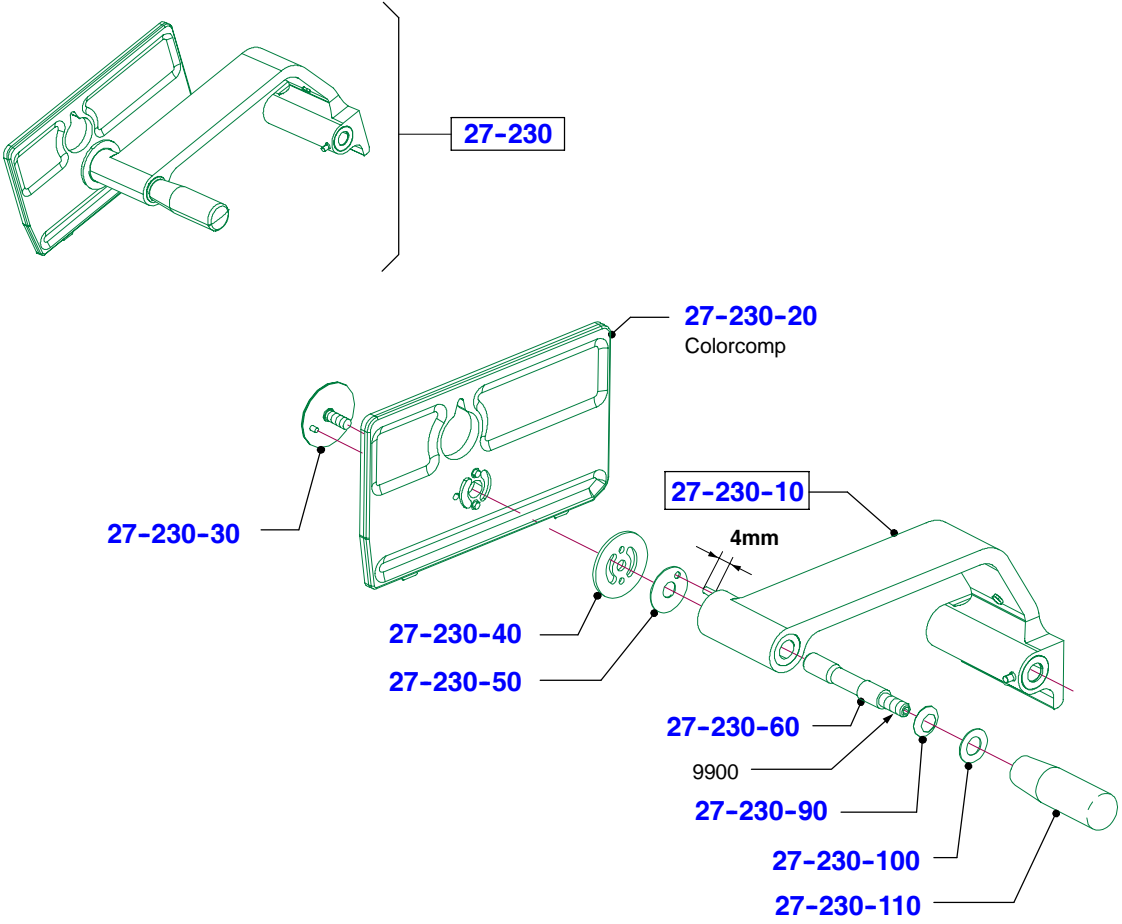
Carriage

Carriage 18L, transparent, L=150mm, Ceraclean

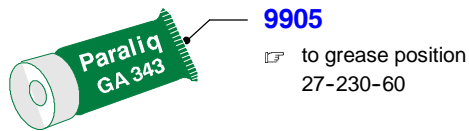
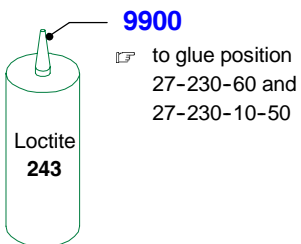
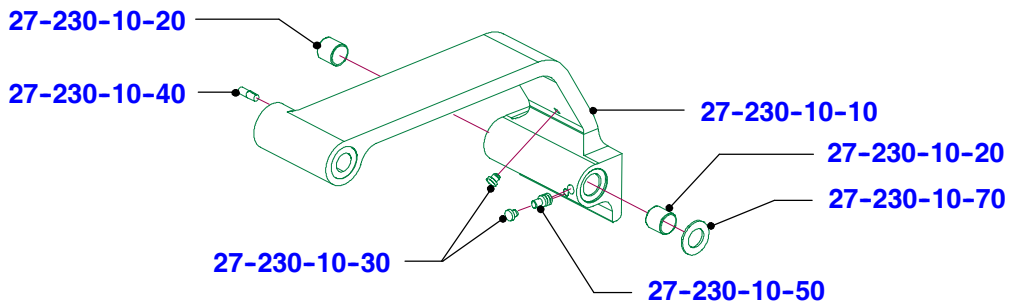


Carriage

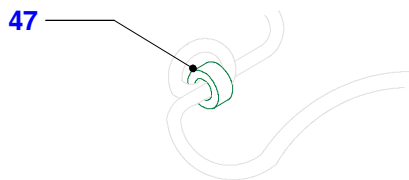
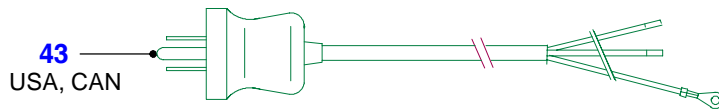
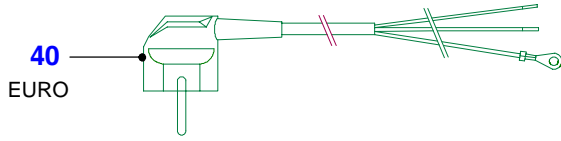
Slider protection transparent and lever Ceraclean



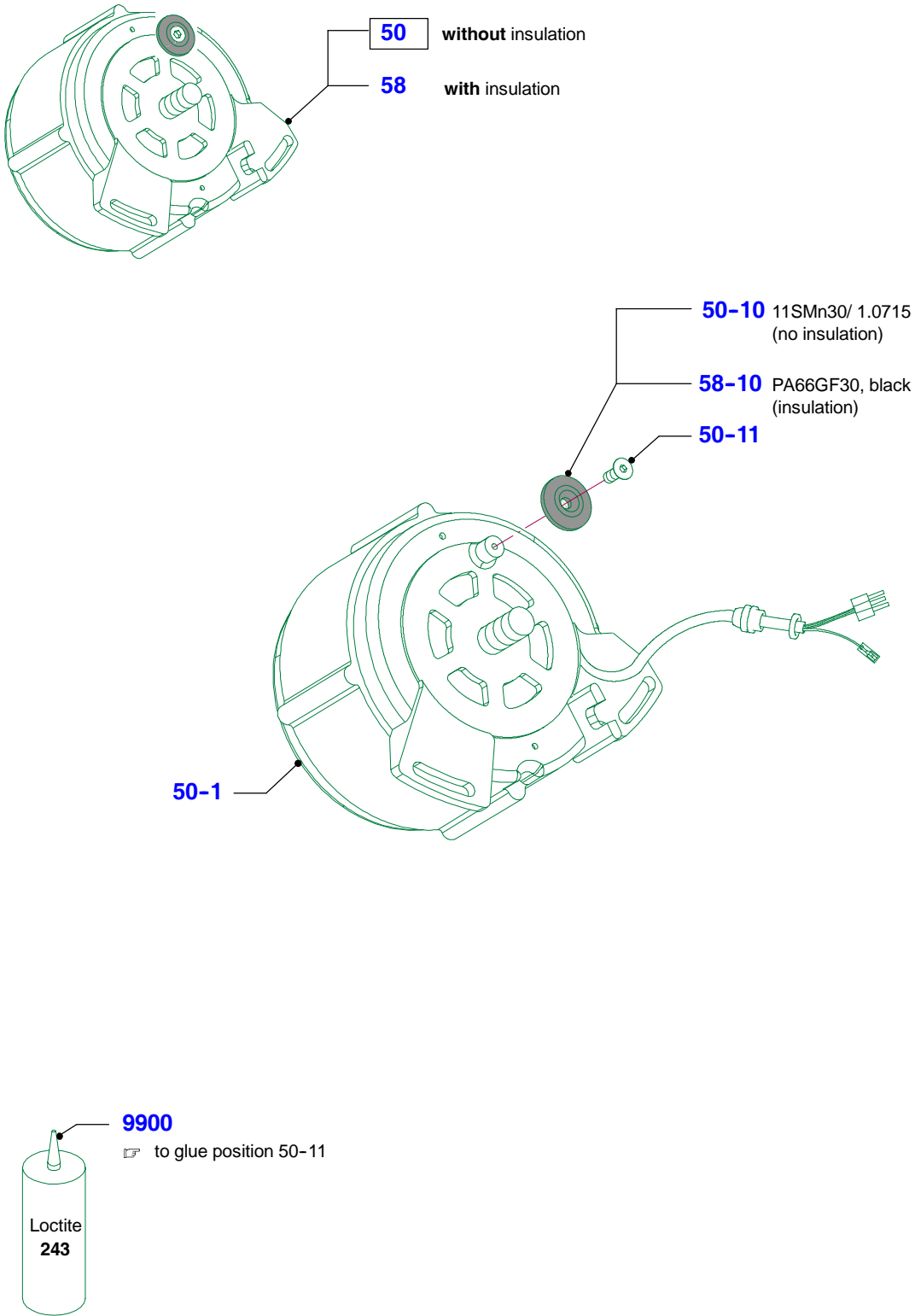
Lever preassembled, Ceraclean



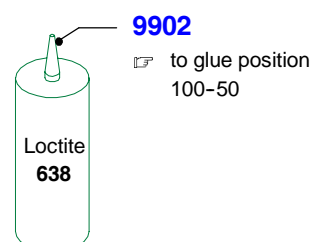
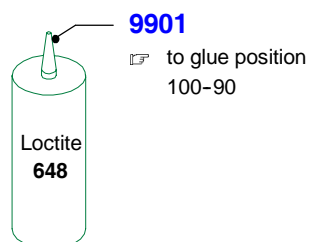
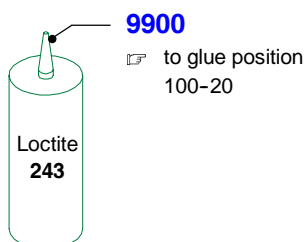
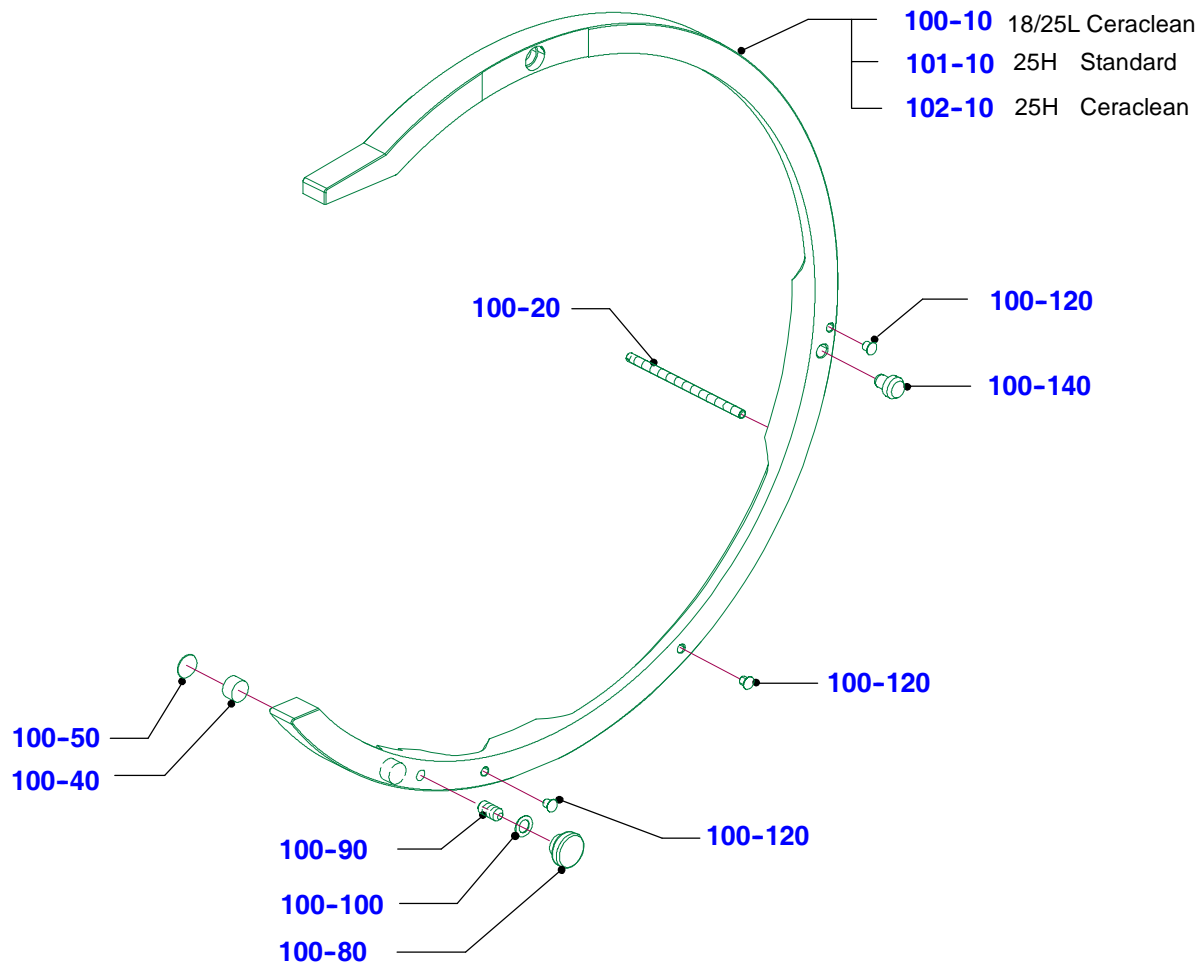
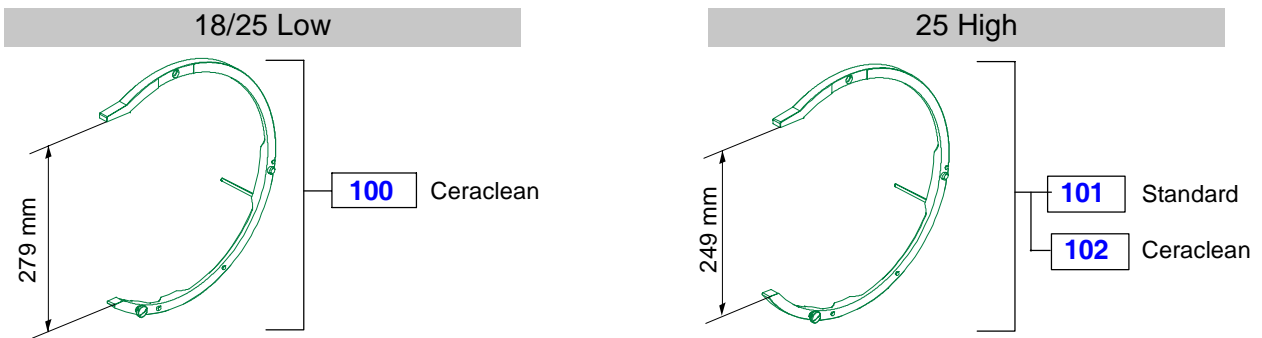
Cables



Blade motor



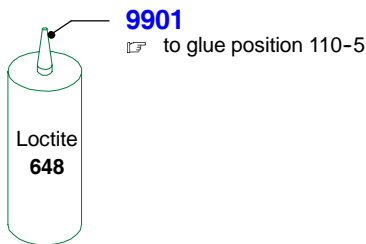
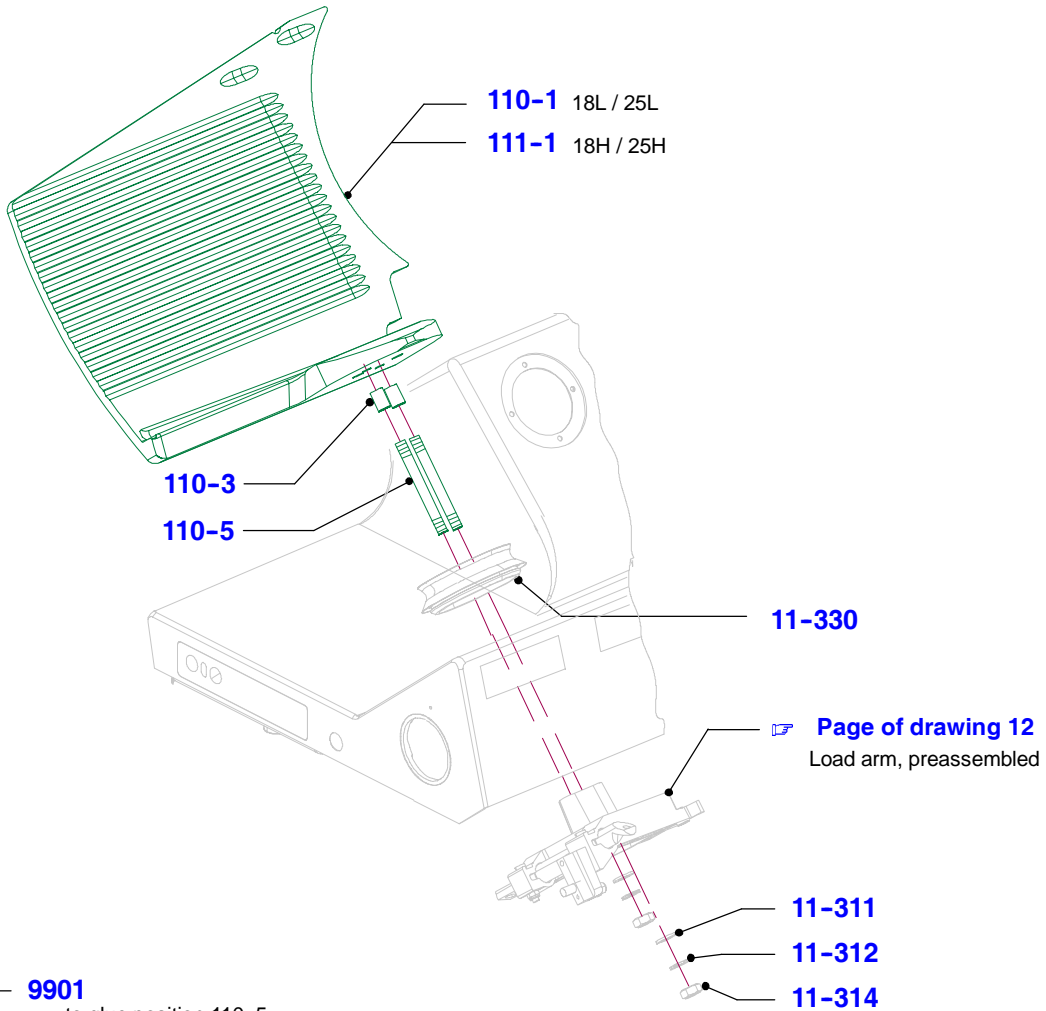
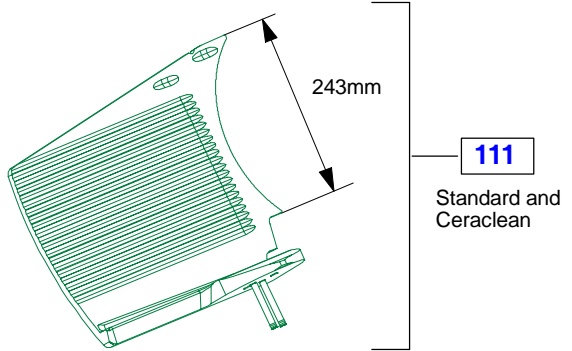
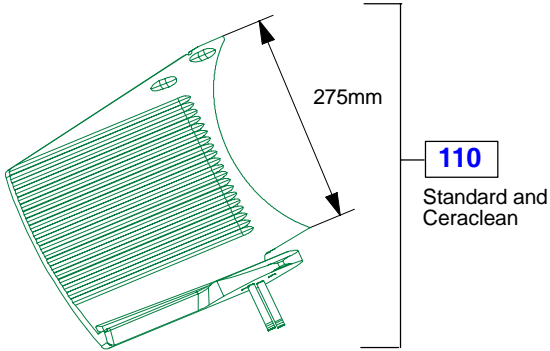
Blade guard ring



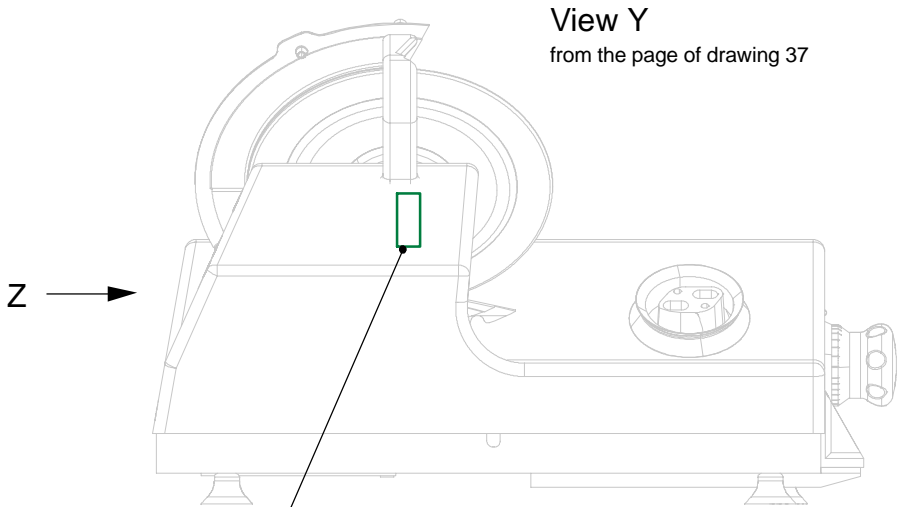
Gauge plate fluting

18 Low / 25 Low

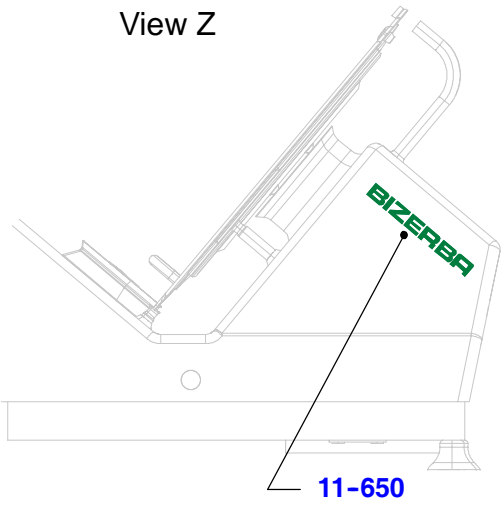
18 High / 25 High



Signs



- DEU **240**
- ENG **241**
- FRA **242**
- ESP **243**
- ITA **244**
- DNK **245**
- PORT **246**
- FLA **247**
- SWE **248**
- NDL **249**
- RUSS **250**
- GRIE **251**
- SERBO-KROAT **252**
- TSCHEC **253**
- UNGAR **254**
- POL **255**



Accessories and operating instructions

Accessories



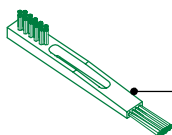
140-1




140-4



140-2



140-3



140-5

Operating instructions GSP H D



170 DEU

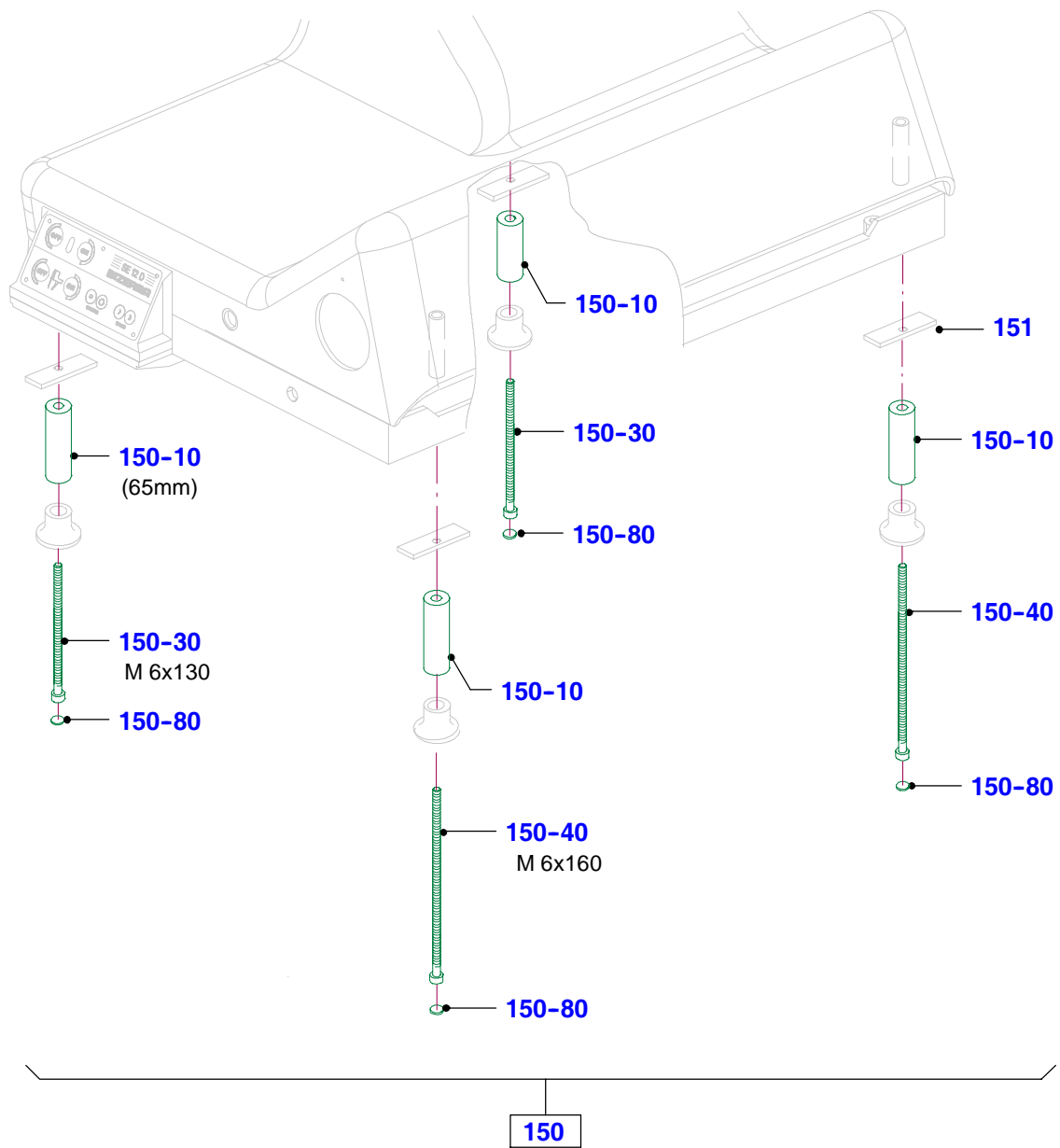
171 ENG

172 FRA

173 ITA

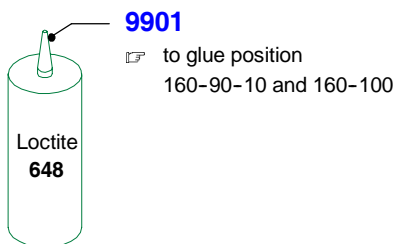
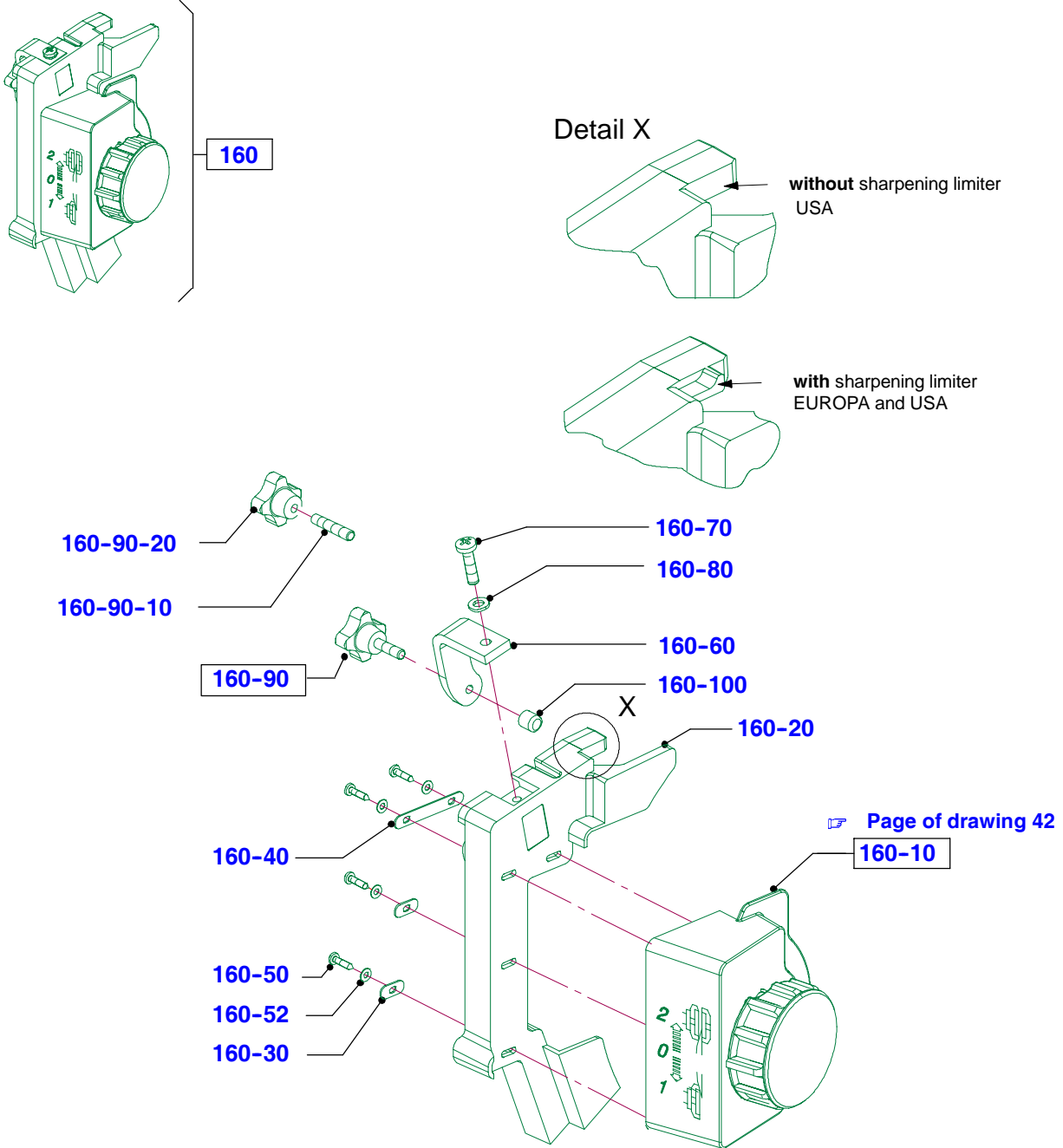
174 ESP

Kit raised installation GSP-HD



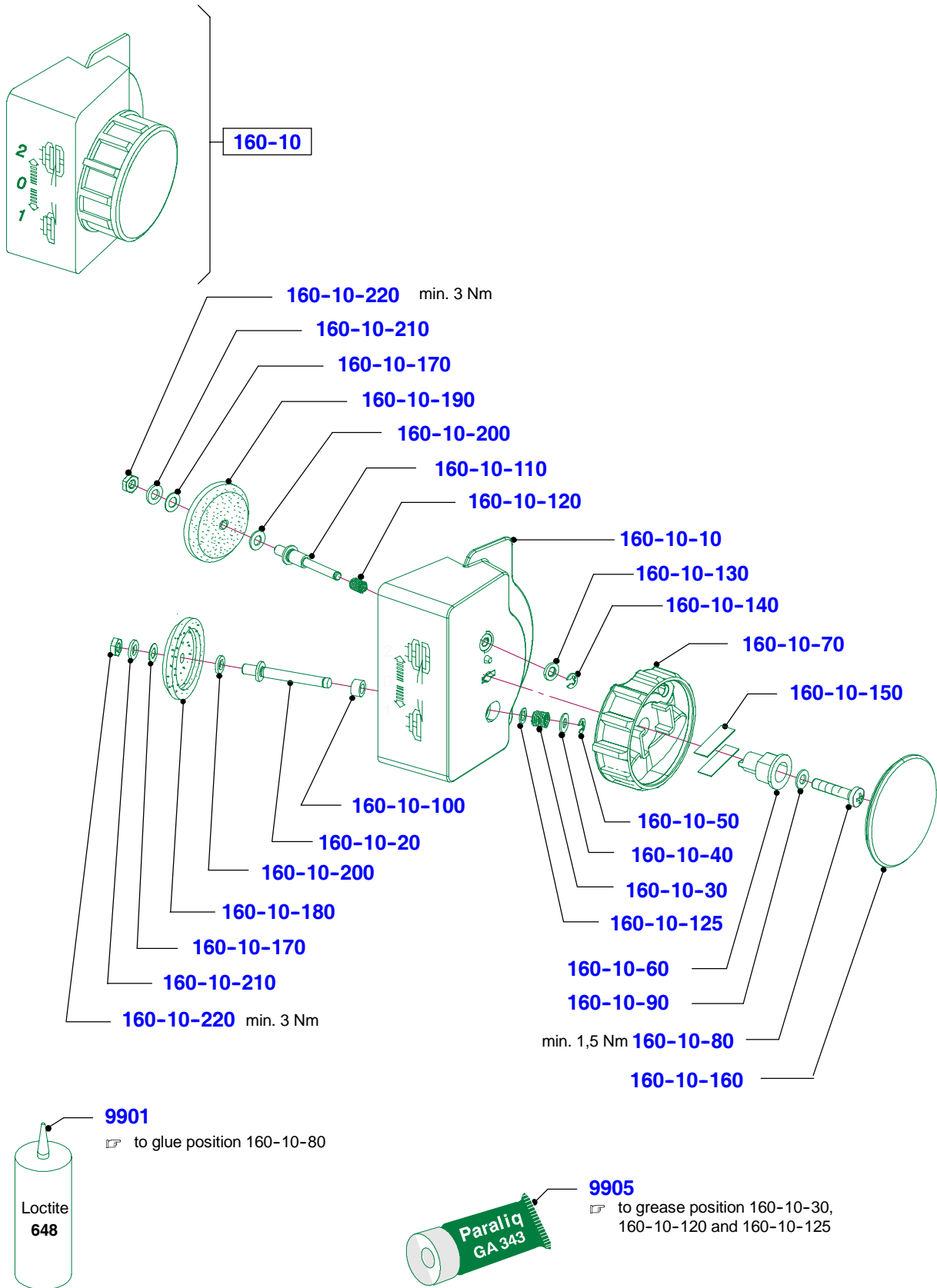
Grinder NSF

Grinder NSF cpl. 18H/ 25H



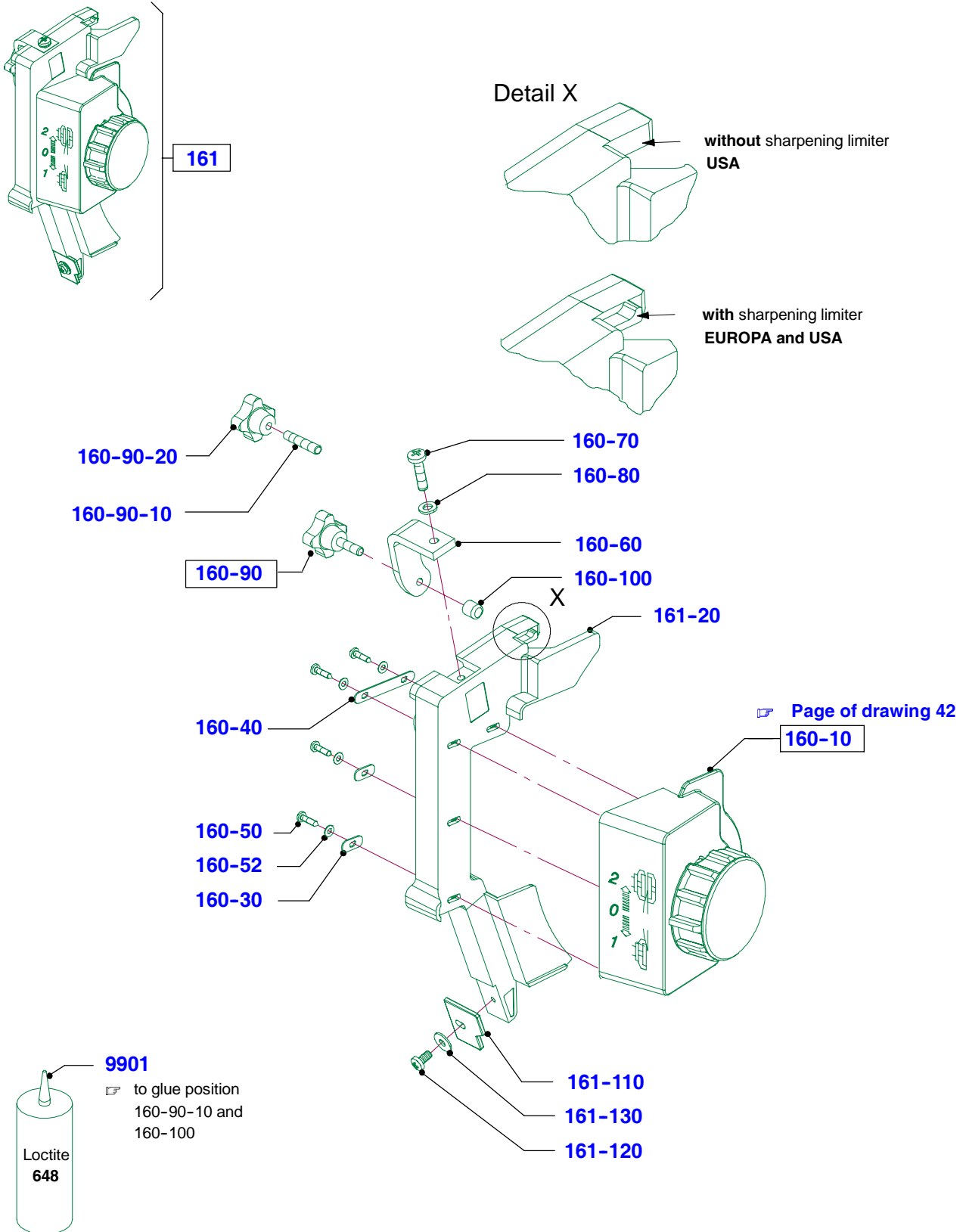
Grinder NSF

Grinder pre-assembled CE



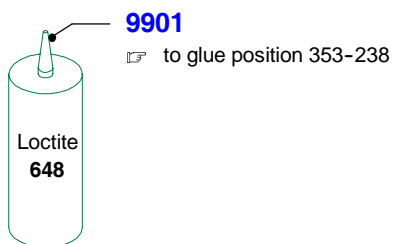
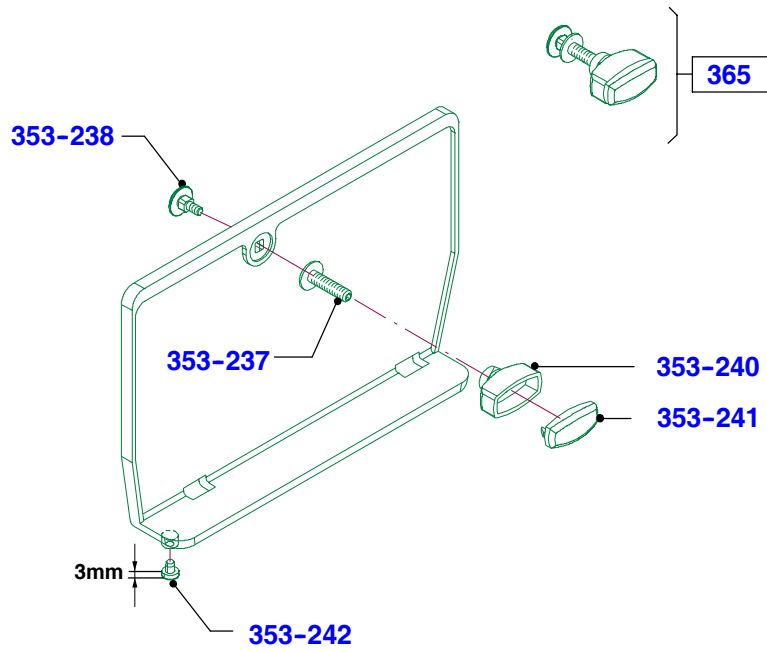
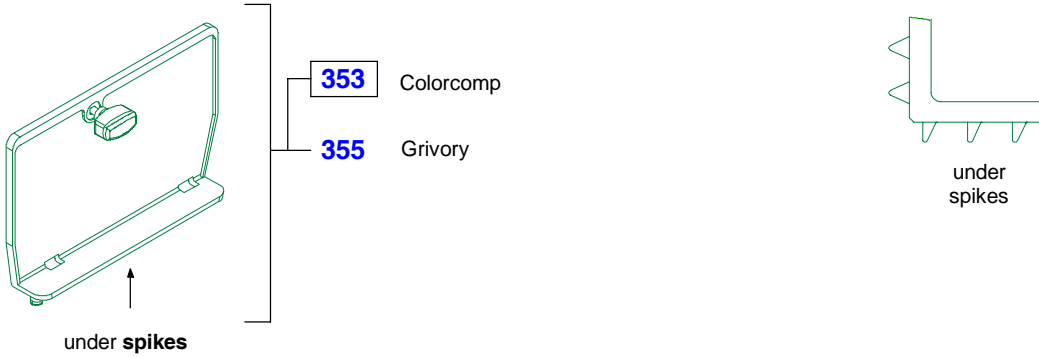
Grinder NSF

Grinder NSF cpl., 18L/25L EUROPA and USA



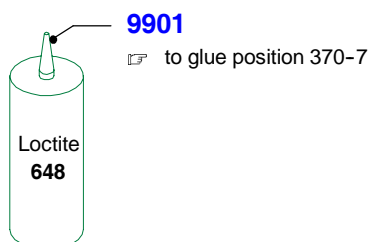
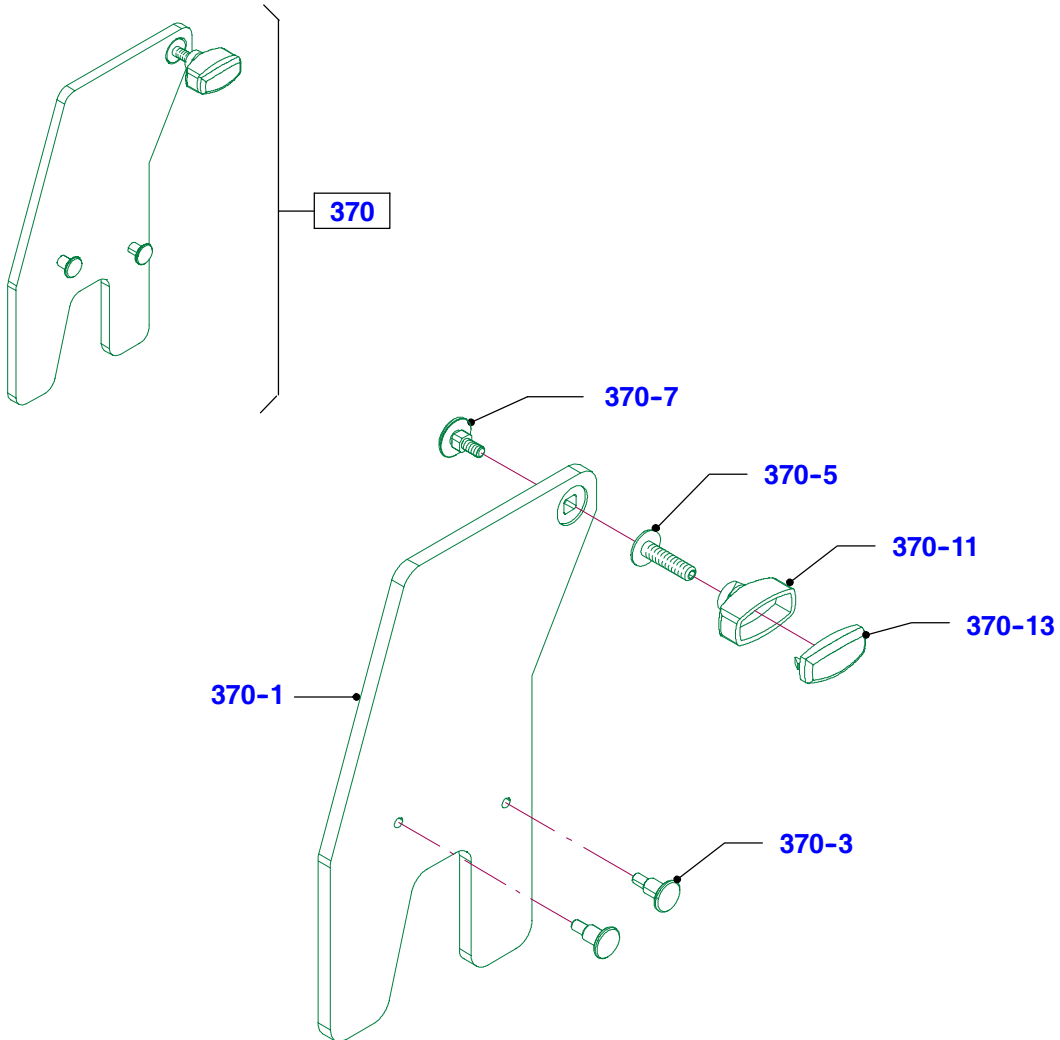
Remnant holder

Remnant holder preassembled



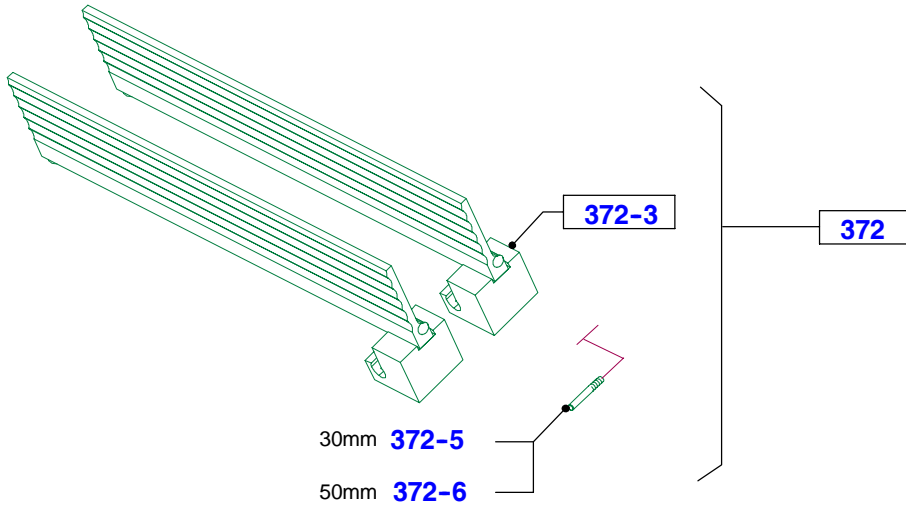
Remnant holder

Tomato guide remnant holder plate

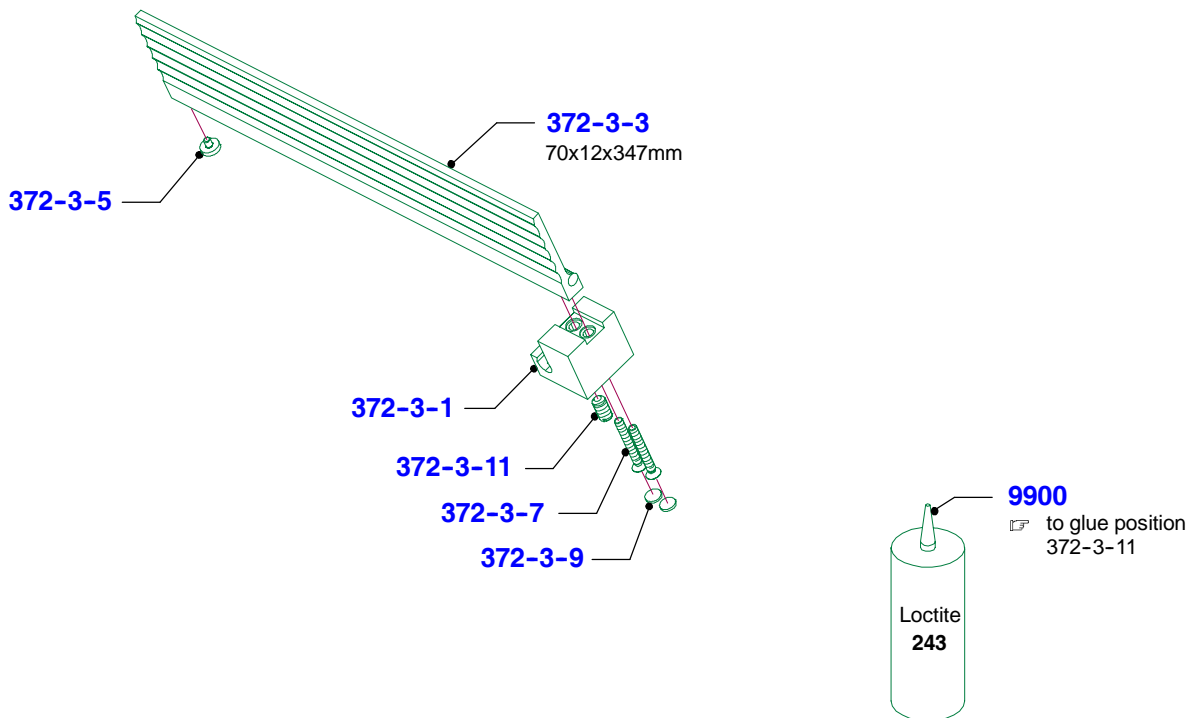


Product fixation

Tomato guide (70x12x347mm)

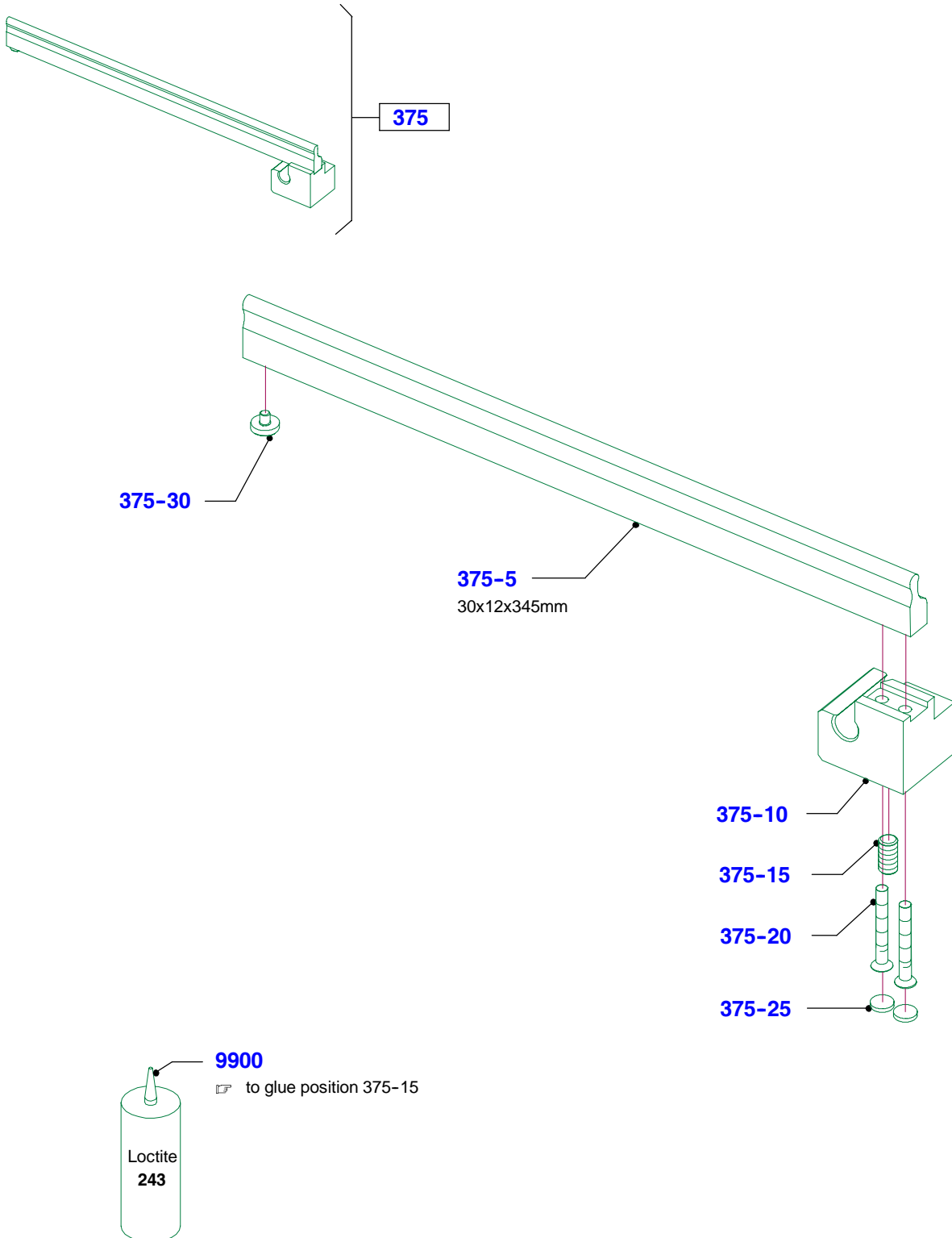


Slider with ruler



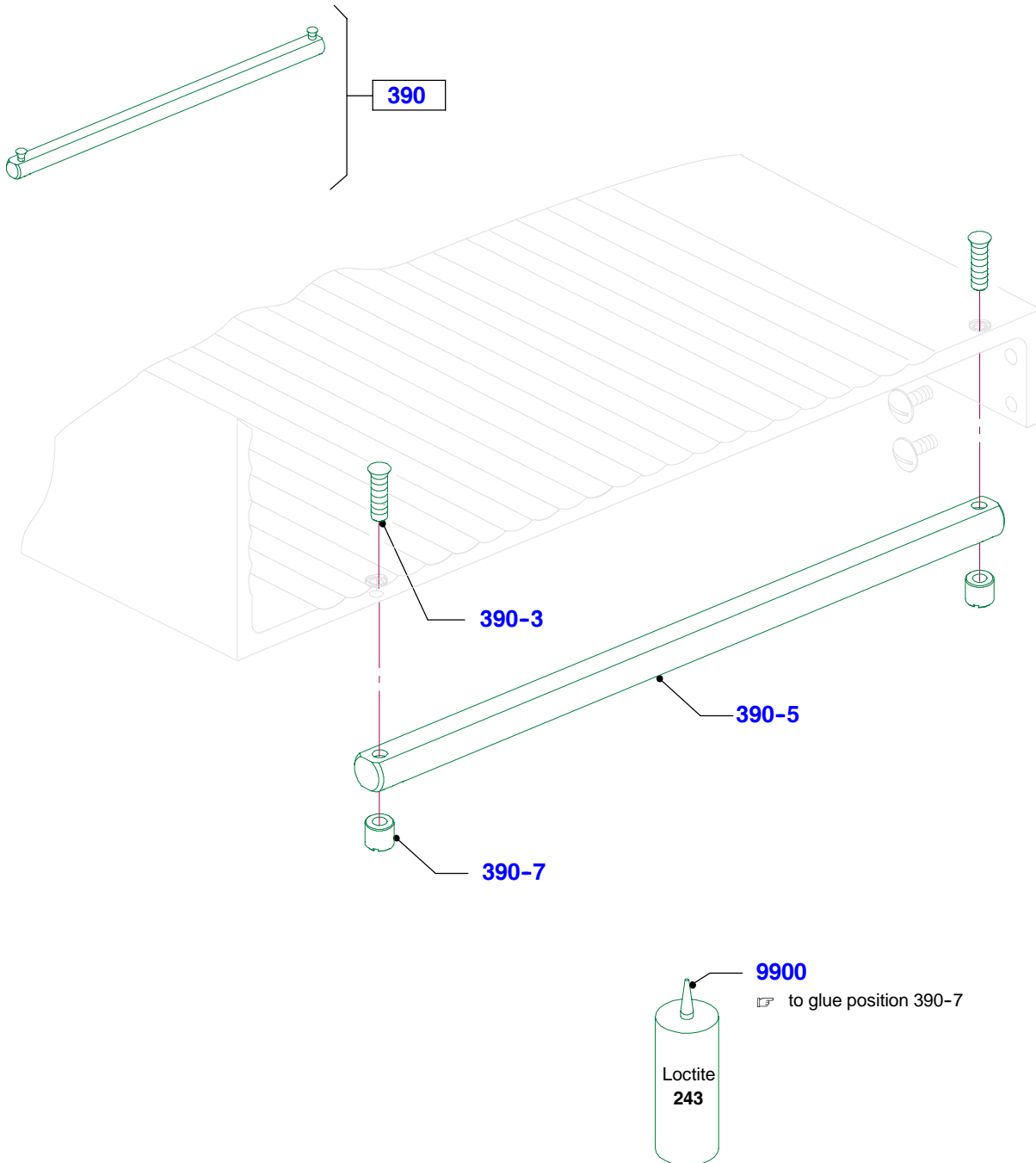
Product fixation

Ruler, cpl. (30x12x345 mm)



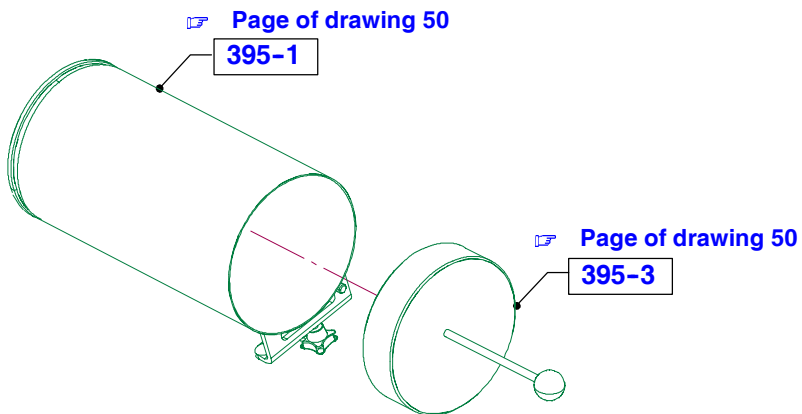
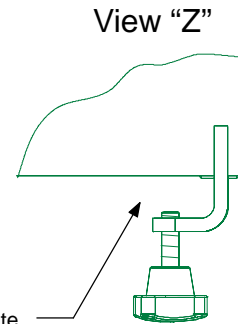
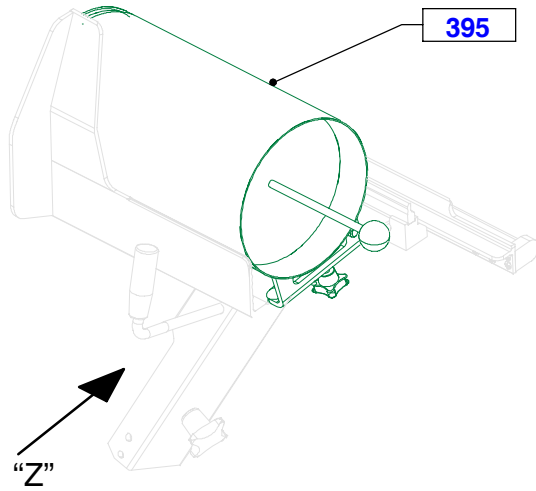
Product fixation

Retrofitting set, product fixation



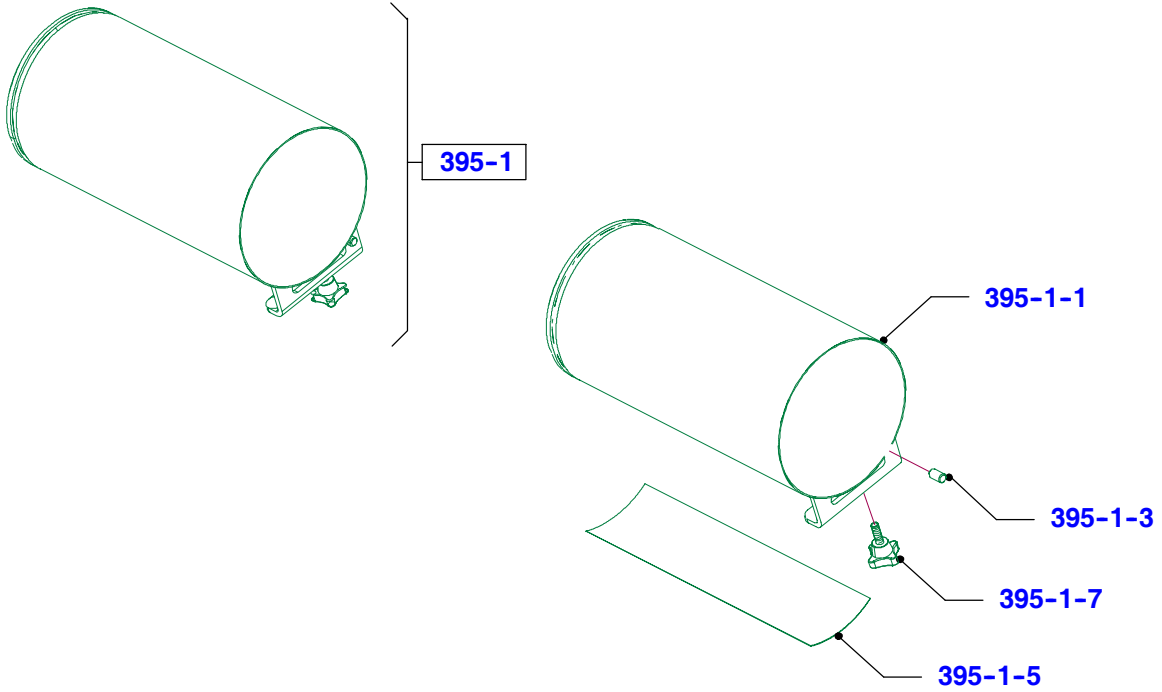
Product fixation

Vegetable chute and pusher

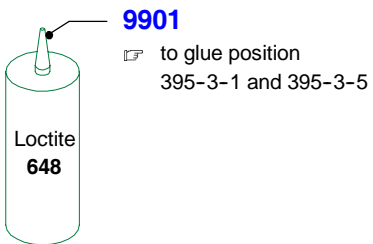
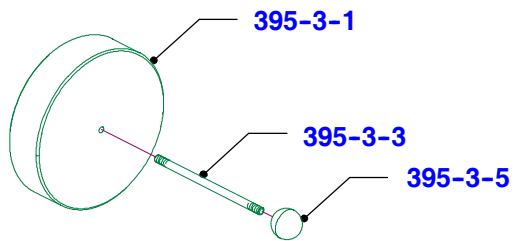
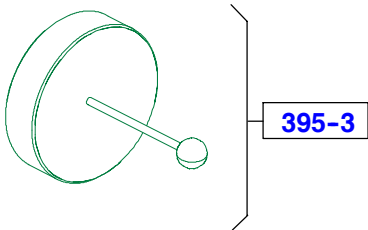


Product fixation

Vegetable chute




Pusher



GSP HD 120V modification (USA)

Isolation the ground wire (USA)



Page of drawing 52	GSP HD 33 / GSP HDC 33	Spare parts list No. 038.98.3.1102	Series (code No.) 90.094
------------------------------	-------------------------------	--	------------------------------------

Precision slicer with power-driven carriage

GSP HD 33 / GSP HDC 33

Text content

Text page

Basic components

Blade bearing preassembled	1
Carriage guide cpl.	1
Rotary knob	3
Load arm preassembled	3
Housing preassembled, grey	4
CPU-PFC-DRIVE	5
Carriage drive SE12D ratio, with and without isolation	5 + 8
Blade cover, Standard and Ceraclean	7 + 8
Deflector	7

Lifting lever	8
-------------------------	---

Carriage

Carriage ALU welded, 1pc, 25H, L=90mm	8
Carriage ALU welded, 1pc, 25H, L=150mm	10
Carriage ALU welded, 1pc, 25H, L=90mm, Ceraclean	10
Carriage 18L, transparent, L=150mm, Ceraclean	11

Cables	12
------------------	----

Blade motor, without and with isolation	12 + 13
---	---------

Blade and blade guard ring	13
--------------------------------------	----

Gauge plate fluting	13
-------------------------------	----

Signs, reference plate, warning label	13 -16
---	--------

Accessories	14
-----------------------	----

Kit raised installation GSP-HD	14
--	----

Text content	Text page
Grinder	
Grinder NSF cpl., 18H/25H	14
Grinder NSF cpl., 18L/25L	15
Operating instructions	15
Remnant holder	16
Product fixation	16 + 17
GSP HD 120V modification (USA)	17
Last text page	18

The spare parts marked with „Q” are important for the verification, i. e. at the assembly of these parts the verification seal is destroyed. These parts can be purchased only at authorized Bizerba representations.

On the image and text section spear and wear parts are highlighted with (V).

Series (code No.) 90.094	Spare parts list No. 038.98.3.1102	GSP HD 33 / GSP HDC 33	Text page 1
------------------------------------	--	-------------------------------	-----------------------

Number in drawing	Order number	Piece	Designation	from status onwards
X 11	X	X	X BASIC COMPONENTS FOR SE12D USA FACELIFT	X
11-1	60381600101	001	MACHINE HOUSING RAISED LIP	
11-2	60370103001	001	COLLET 3	
11-3	57442170000	001	COUNTERS.SCR. DIN 7991-M6X20-A2-70	
11-6	56083390000	002	SETSCREW DIN 913-M4X16-A2-70	
11-7	56032250000	004	SETSCREW DIN 551-M4X25-14H	
11-10	60380107802	001	SUPPORTER	
11-11	57345200000	002	HEXAGON SCREW DIN 933-M5X20-8.8	
11-12	56739050000	002	WASHER DIN 125-A 5,3 -A2-70	
11-13	57758500000	002	TOOTHED WASHER DIN 6797-A 5,3-FST	
11-14	60370103200	001	SEALING	
11-20	38002647000	001	BLADE BEARING PREASS.	
11-20-1	60370112600	001	BEARING BUSHING	
11-20-2	56362680000	002	GROOVED BALL BEARING DIN 625 6006-2R	
11-20-3	60370103901	001	SPACER RING	
11-20-4	50282370000	002	DISC SPRING 54,5X40,5X0,45	
11-20-5	60370103601	001	MOUNTING RING	
11-20-6	57442080000	004	COUNTERS. SCREW DIN 7991-M4X12-A2-70	
11-20-7	38002269000	001	BLADE SHAFT	
11-20-8	38002106000	001	SHORING BOLT	
11-20-11	60370104200	001	SEALING RING	
11-24	57743440000	004	SOCKET HEAD SCREW DIN 912-M6X25-A2-70	
11-25	57767060000	004	SPR. LOCK WASHER DIN 126-A6-FST	
11-26	56739060000	004	WASHER DIN 125-A 6,4-A2-70	
11-28	60370104100	001	BELT PULLEY	
11-29	60370104301	001	HEXAGONAL NUT	
11-31	60370104700	001	SPACER SLEEVE, LONG	
11-32	56765050000	001	WASHER DIN 9021-5,3-A2-70	
11-33	57767040000	001	SPR. LOCK WASHER DIN 128-A4-FST	
11-34	56456400000	001	HEXAGON NUT DIN 934-M4-A2-70	
11-35	60370104900	001	SEALING	
11-36	38012040000	001	SUPPORT BOTTOM	
11-37	56765040000	004	WASHER DIN 9021-4,3-A2-70	
11-38	57767040000	002	SPR. LOCK WASHER DIN 128-A4-FST	
11-39	57429350000	002	HEXAGON SCREW DIN 933-M4X35-A2-70	
11-40	60810107601	001	SEALING	
11-45	57735250000	001	SOCKET HEAD SCREW DIN 912-M5X25-8.8	
11-47	50828480000	001	PROTECTIVE PLUG 11.12249 PE-LD	
11-59	60180300028	001	BOLT 8X5	
11-60	60380100302	001	CARRIAGE GUIDE CPL.	
11-60-1	60380100404	001	CARRIAGE GUIDE PREASS.	
11-60-1-1	60380100604	001	CARRIAGE GUIDE	
11-60-1-2	60370100700	001	ROLLER MOUNTING, PREASSEMBLED	
11-60-1-2-1	60370100801	001	ROLLER BEARING	
11-60-1-2-2	60370100900	001	BEARING BOLT	
11-60-1-2-3 (V)	40220102500	001	BALL BEARING	
11-60-1-2-4	57750800000	001	RETAINING WASHER DIN 6799 8	
11-60-1-2-5	50383650000	001	BUFFER WITH PIN F.NR.3184	

Bitte unbedingt 11-stellige **Bestell-Nr.** angeben • Please always indicate 11 digit **Order No.** • Absolutement nécessaire d'indiquer **No. de commande** (11 chiffres) • Favorisca specificarci sempre il **N. di ordine** a 11 cifre • Es imprescindible que citen el **No. de pedido** (11 guarismos)

Text page 2	GSP HD 33 / GSP HDC 33	Spare parts list No. 038.98.3.1102	Series (code No.) 90.094
-----------------------	-------------------------------	--	------------------------------------

Number in drawing	Order number	Piece	Designation	from status onwards
X	X	X	X	X
11-60-1-5 (V)	60540271900	001	MAGNET VACODYM370WZ, ROUND 10X4	
11-60-1-7	57737250001	001	CHEESE-HEAD SCREW M 8X25	
11-60-1-8	56739080000	001	WASHER DIN 125-A 8,4-A2-70	
11-60-1-9	57767080000	001	SPR. LOCK WASHER DIN 128-A8-A2	
11-60-1-10	60530300066	002	FELT RING 25.5	
11-60-1-11	60530300067	002	WASHER 26	
11-60-1-12	38004689000	002	BUSHING 2530 DP4	
11-60-1-16	57432200000	001	HEXAGON SCREW DIN 933-M8X20-A2-70	
11-60-1-21	56980720000	001	OVAL-HEAD SCREW DIN 923-M5X4-5.8	
11-60-1-22	56453290000	001	THREADED INSERT HELI-COIL M12X9	
11-60-1-23	56044800000	001	SETSCREW DIN 551-M8X35-MS	
11-60-1-24	56456800000	001	HEXAGON NUT DIN 934-M8-X5CRN118-10	
11-60-1-30	60370112800	001	FELT STRIP	
11-60-1-32	60370102301	001	COVER	
11-60-1-33	56818430000	002	SELF-TAPP.SCREW DIN 7500-CM4X8-T20-ST	
11-60-1-52	60370102901	001	INSERT	
11-60-1-53	60370102801	001	STOP	
11-60-1-54	60370102700	001	TORSION SPRING	
11-60-1-56	57347160000	002	HEXAGON SCREW DIN 933-M6X16-8.8	
11-60-1-58	57767060000	002	SPR. LOCK WASHER DIN 126-A6-FST	
11-60-5	60370102001	001	CARRIAGE SHAFT, PREASSEMBLED	
11-60-5-1	60370102102	001	CARRIAGE SHAFT	
11-60-5-2	60370102600	001	STOP RING	
11-60-5-5	60370113200	001	LEVER, PREASSEMBLED	
11-60-6	60370102400	001	SHOCK ABSORBER	
11-60-7	60370102500	001	SHOCK ABSORBER SLEEVE	
11-60-8	60370107000	001	BUFFER DISK	
11-61	50275150000	001	PRESSURE SPRING D-180T	
11-62	60370101900	002	SCREW	
11-64	56777181000	002	SEALING WASHER DIN 470-18-AL	
11-85	50009811000	001	V-RIBBED BELT PJ10-406	
11-86	40110000099	002	WASHER	
11-87	56765060000	002	WASHER DIN 9021-6,4-A2-70	
11-88	57736450000	002	CHEESE-HEAD SCREW M 6X45	
11-89	57767060000	002	SPR. LOCK WASHER DIN 126-A6-FST	
11-90	38010328000	001	SPACER PREASSEM.	
11-90-1	38010327000	001	SPACER	
11-90-2	56066780000	001	THREADED BOLT BM 6X52	
11-90-4	50005070000	002	BUSH JSM0608-06 6X8X6	
11-91	38010329000	001	SPACER RING	
11-92	56764070000	003	WASHER DIN 9021-6,4-PA66	
11-93	50005070000	002	BUSH JSM0608-06 6X8X6	
11-95	60220200601	001	WASHER	
11-96	57767060000	001	SPR. LOCK WASHER DIN 126-A6-FST	
11-97	60370109701	001	CLAMPING NUT	

Bitte unbedingt 11-stellige **Bestell-Nr.** angeben • Please always indicate 11 digit **Order No.** • Absolutement nécessaire d'indiquer **No. de commande** (11 chiffres) • Favorisca specificarci sempre il **N. di ordine** a 11 cifre • Es imprescindible que citen el **No. de pedido** (11 guarismos)

Series (code No.) 90.094	Spare parts list No. 038.98.3.1102	GSP HD 33 / GSP HDC 33	Text page 3
------------------------------------	--	-------------------------------	-----------------------

Number in drawing	Order number	Piece	Designation	from status onwards
X	X	X	X	X
11-100	60370107100	001	GUIDE RAIL	
11-101	56338240000	001	GROOVED PIN DIN 1474-6X24 A2-70	
11-102	57743440000	002	SOCKET HEAD SCREW DIN 912-M6X25-A2-70	
11-103	57767060000	002	SPR. LOCK WASHER DIN 126-A6-FST	
11-198	56269330000	001	ROUND-HEAD NAIL DIN 1476-3X6-PC	
11-200	60370105601	001	PLASTIC WHEEL	
11-202	60370105702	001	TOTARY KNOB SHAFT	
11-204	56739050000	001	WASHER DIN 125-A 5,3 -A2-70	
11-206	57767050000	001	SPR. LOCK WASHER DIN 128-A5-FST	
11-208	57747210000	001	SOCKET HEAD SCREW DIN 7984-M5X12-8.8	
11-210	60370105801	001	WASHER	
11-211	40110201009	001	WASHER	
11-214	00110000095	002	DISK SPRING	
11-215	57920040000	001	ADJUSTING RING DIN 705-A18-ST	
11-220	60270101300	001	CHART SEALING RING	
11-221	57775550000	001	RETAINING RING DIN 472-55X2	
11-222	60370119401	001	ROTARY KNOB COMPL.	
11-222-1	60223501702	001	SCALE	
11-222-3	60370119501	001	ROTARY KNOB	
11-222-5	57464230000	002	PLASTIC SCREW WN1451-K40X16-T20-10.9	
11-224	56922570000	001	RAISED COUN. SCREW DIN 964-M5X25-A2-70	
11-240	60380101701	001	LOAD ARM, PRE-ASSEMBLED	
11-240-1	60371101600	001	BEARING ARM	
11-240-10	57736300000	002	SOCKET HEAD SCREW DIN 912-M6X30-8.8	
11-240-12	56400860000	002	LOCKNUT DIN 985-M6-A2-70	
11-240-20	50001190000	002	BUSH MB 1815 DU	
11-240-22	60370111500	001	LEVER, PRE-ASSEMBLED	
11-240-22-5	56150360000	001	PARALLEL PIN DIN 28734-8M6X26-ST	
11-240-23	56337160000	001	GROOVED PIN DIN 1474-5X16 A2-70	
11-240-24	57736200000	001	SOCKET HEAD SCREW DIN 912-M6X20-8.8	
11-240-26	57767060000	001	SPR. LOCK WASHER DIN 126-A6-FST	
11-240-27	56739060000	001	WASHER DIN 125-A 6,4-A2-70	
11-240-30	60220110100	002	THREADED PIN	
11-240-32	56083970000	002	SETSCREW DIN 916-M6X8-45H	
11-240-40	60370105900	001	SHAFT	
11-240-50	60370106201	001	WASHER	
11-240-52	57743080000	002	SOCKET HEAD SCREW DIN 912-M4X16-A2-70	
11-240-54	56739040000	002	WASHER DIN 125-A 4.3-A2-70	
11-240-56	57767040000	002	SPR. LOCK WASHER DIN 128-A4-FST	
11-242	56083380000	001	SETSCREW DIN 913-M10X50-A2-70	
11-244	56444820000	002	HEXAGON NUT DIN 439-BM10-A2-70	
11-246	57743430000	001	SOCKET HEAD SCREW DIN 912-M6X20-A2-70	
11-248	57767060000	001	SPR. LOCK WASHER DIN 126-A6-FST	
11-250	50002390000	001	PROTECTIVE PLUG TL-4-105	
11-280	60370106100	001	SUPPORTING RAIL	
11-281	60370115300	001	SPACER	
11-282	57736200000	001	SOCKET HEAD SCREW DIN 912-M6X20-8.8	
11-283	56083180000	001	SETSCREW DIN 913-M6X35-A2-70	

Bitte unbedingt 11-stellige **Bestell-Nr.** angeben • Please always indicate 11 digit **Order No.** • Absolutement nécessaire d'indiquer **No. de commande** (11 chiffres) • Favorisca specificarci sempre il **N. di ordine** a 11 cifre • Es imprescindible que citen el **No. de pedido** (11 guarismos)

Text page 4	GSP HD 33 / GSP HDC 33	Spare parts list No. 038.98.3.1102	Series (code No.) 90.094
-----------------------	-------------------------------	--	------------------------------------

Number in drawing	Order number	Piece	Designation	from status onwards
X	X	X	X	X
11-284	57767060000	002	SPR. LOCK WASHER DIN 126-A6-FST	
11-285	56456600000	002	HEXAGON NUT DIN 934-M6-A2-70	
11-290	56805380000	002	OVAL-HEAD SCREW DIN 7985-M3X20-4.8	
11-291	56739030000	002	WASHER DIN 125-A 3,2-A2-70	
11-292	57767030000	002	SPR. LOCK WASHER DIN 128-A3-FST	
11-293	60380101500	001	NUT PLATE	
11-311	56739100000	002	WASHER DIN 125-A 10,5-A2-70	
11-312	57767100000	002	SPR. LOCK WASHER DIN 128-A10-FST	
11-314	56456820000	002	HEXAGON NUT DIN 934-M10-A2-70	
11-330	60370106300	001	SEALING GAUGE PLATE	
11-350	60384102100	001	SENSOR SUPPORT	
11-351	60380315100	001	NUT PLATE	
11-352	56805410000	002	OVAL-HEAD SCREW DIN 7985-M4X6-5.8	
11-353	56739040000	002	WASHER DIN 125-A 4.3-A2-70	
11-360	60370106401	001	ANGLE (BACK)	
11-361	60370106501	001	ANGLE (FRONT)	
11-362	57736160000	004	SOCKET HEAD SCREW DIN 912-M6X16-8.8	
11-363	56739060000	004	WASHER DIN 125-A 6,4-A2-70	
11-364	57767060000	004	SPR. LOCK WASHER DIN 126-A6-FST	
11-371	60370106601	001	RAIL	
11-372	60370106700	002	BUSHING	
11-374	50998960000	001	TENSION SPRING RZ-100FX	
11-396	60370106900	001	DISTANCE WASHER	
11-397	57347160000	001	HEXAGON SCREW DIN 933-M6X16-8.8	
11-398	56739060000	001	WASHER DIN 125-A 6,4-A2-70	
11-399	57767060000	001	SPR. LOCK WASHER DIN 126-A6-FST	
11-450	60380314111	001	HOUSING PREASS. GREY	
11-450-1	60380315605	001	HOUSING GREY	
11-450-3	71027230000	001	MAIN KEY ON	
11-450-6	71027210000	001	MAIN KEY OFF	
11-450-8	60386102001	001	CABLE CPU-ON/OFF SE12 D	
11-450-10	60385110150	001	PCBA HMI SE12D	
11-450-11	71960100000	006	KEY CAP FOR SMS-PUSHBUTTON	
11-450-12	57465130000	006	PLASTIC SCREW WN 1452-K40X8-T20-10.9	
11-450-13	38011961000	006	SPACER RING	
11-450-15	71066170000	001	DUMMY PLUG BLK- M16	
11-450-16	71162160000	001	NUT M16X1.5	
11-450-17	71066120000	001	SCREW PLUG BLK-M12	
11-450-18	71010810000	001	CABLE GLAND M12X1,5 UL53111000	
11-450-19	71162150000	003	NUT M12X1.5	
11-450-20	71011620000	001	SCREW COUPLING ST11 UL53015020	
11-450-21	71161110000	002	NUT M PG 11	
11-450-22	71162200000	002	NUT M20X1.5	
11-450-25	60386400403	001	DECO FOIL	
11-450-30	60380313900	001	SILICON TUBE 900 MM	
11-451	56739040000	004	WASHER DIN 125-A 4.3-A2-70	
11-452	56456400000	004	HEXAGON NUT DIN 934-M4-A2-70	
11-453	57767040000	004	SPR. LOCK WASHER DIN 128-A4-FST	
11-454	38004288000	004	STUD	

Bitte unbedingt 11-stellige **Bestell-Nr.** angeben • Please always indicate 11 digit **Order No.** • Absolutement nécessaire d'indiquer **No. de commande** (11 chiffres) • Favorisca specificarci sempre il **N. di ordine** a 11 cifre • Es imprescindible que citen el **No. de pedido** (11 guarismos)

Amendment: 03/2011

Series (code No.) 90.094	Spare parts list No. 038.98.3.1102	GSP HD 33 / GSP HDC 33	Text page 5
------------------------------------	--	-------------------------------	-----------------------

Number in drawing	Order number	Piece	Designation	from status onwards
X	X	X	X	X
11-455	60387080102	001	CPU-PFC-DRIVE-SE12D, 230V	
	60387081103	001	CPU-PFC-DRIVE-GSP, 120V	
11-455-1-462	71452200000	001	FUSE ELEMENT 2.0 T UL NO. 19198	
	71452244000	001	FUSE ELEMENT 3.15 T UL	
11-456	60386103000	001	FLAT CABLE DISPLAY I/O SE 12 D	
11-460	60386120100	001	STRAND GN/GE 16AWG 130MM	
11-463	60380314801	002	PROTECTIVE CONDUCTOR BUSHING	
11-464	50001940000	002	O-SEAL 6X3	
11-465	56818470000	002	SELF-TAPP.SCREW DIN 7500-CM4X16-T20-ST	
11-466	56739040000	002	WASHER DIN 125-A 4.3-A2-70	
11-467	57758610000	004	TOOTHED WASHER DIN 6797-A 4,3-FST	
11-470	56806430000	004	OVAL-HEAD SCREW DIN 7985-M4X10-A2-70	
11-471	57767040000	004	SPR. LOCK WASHER DIN 128-A4-FST	
11-472	56739040000	004	WASHER DIN 125-A 4.3-A2-70	
11-473	38004285000	001	COOLING PLATE	
11-474	38004280000	001	FASTENING PLATE	
11-475	57451240000	002	COUNTERS.SCR. DIN 965-M4X6-A2-70	
11-477	38008483000	002	HEATPAD	
11-478	57451200000	006	COUNTERS.SCR. DIN 965-M4X10-A2-70	
11-522	60386100301	001	SWITCH S870+L500 03L1R032	
11-550		001	CARRIAGE DRIVE SE12D RATIO/ INSULATING	
11-550-2	60380303903	001	CARRIER	
11-550-4	60380307001	001	BEARING PEDESTAL	
11-550-5	56362670000	001	GROOVED BALL BEARING DIN 625 6302-RSZ	
11-550-6	60380302900	001	WASHER	
11-550-7	57264250000	003	HEXAGON SCREW DIN 931-M6X50-A2-70	
11-550-8	56739060000	003	WASHER DIN 125-A 6,4-A2-70	
11-550-9	57767060000	003	SPR. LOCK WASHER DIN 126-A6-FST	
11-550-11	60380307101	001	SHAFT 6006 RSZ	
11-550-12	56362680000	001	GROOVED BALL BEARING DIN 625 6006-2R	
11-550-15	60380306201	001	BELT PULLEY 2 COMPL. HTD 5M	
11-550-16	50282370000	001	DISC SPRING 54,5X40,5X0,45	
11-550-20	60380302402	001	DISK	
11-550-21	57451630000	001	COUNTERS.SCR. DIN 965-M6X10-A2-70	
11-550-23	60112000029	001	WASHER 6.2	
11-550-24	56806640000	001	OVAL-HEAD SCREW DIN 7985-M6X10-A2-70	

Bitte unbedingt 11-stellige **Bestell-Nr.** angeben • Please always indicate 11 digit **Order No.** • Absolutement nécessaire d'indiquer **No. de commande** (11 chiffres) • Favorisca specificarci sempre il **N. di ordine** a 11 cifre • Es imprescindible que citen el **No. de pedido** (11 guarismos)

Text page 6	GSP HD 33 / GSP HDC 33	Spare parts list No. 038.98.3.1102	Series (code No.) 90.094
-----------------------	-------------------------------	--	------------------------------------

Number in drawing	Order number	Piece	Designation	from status onwards
X	X	X	X	X
11-550-30	60380306401	001	BEARING, COMPL. HTD 5M	
11-550-30-1	60380303001	001	SHAFT	
11-550-30-2	56362640000	001	GROOVED BALL BEARING DIN 625 6002-RSZ	
11-550-30-3	60380303102	001	BUSH	
11-550-30-4	50001680000	001	DISC SPRING 31,7X20,4X0,3	
11-550-30-5	60380306701	001	BELT PULLEY 3 CPL HTD 5M	
11-550-30-7	56362640000	001	GROOVED BALL BEARING DIN 625 6002-RSZ	
11-550-30-8	56765060000	001	WASHER DIN 9021-6,4-A2-70	
11-550-30-9	56806640000	001	OVAL-HEAD SCREW DIN 7985-M6X10-A2-70	
11-550-31	57431160000	004	HEXAGON SCREW DIN 933-M6X16-A2-70	
11-550-32	56765060000	004	WASHER DIN 9021-6,4-A2-70	
11-550-33	57767060000	004	SPR. LOCK WASHER DIN 126-A6-FST	
11-550-50	60380304500	001	CARRIAGE MOTOR SE12D RATIO	
11-550-56	57743440000	003	SOCKET HEAD SCREW DIN 912-M6X25-A2-70	
11-550-57	56765060000	003	WASHER DIN 9021-6,4-A2-70 (WITHOUT ISOLATION)	
	38020022000	003	WASHER (ISOLATION)	
11-550-58	57767060000	003	SPR. LOCK WASHER DIN 126-A6-FST	
11-550-59	50005070000	003	BUSH JSM0608-06 6X8X6	
11-550-61	60384112602	001	INSULATING PLATE	
11-550-63	56764070000	003	WASHER DIN 9021-6,4-PA66	
11-550-70	50009531000	001	TOOTHED BELT HTD 550-5M-16	
11-550-75	50009532000	001	TOOTHED BELT HTD 1050-5M-16	
11-551	60380303502	002	PLATE	
11-553	60380312301	001	BOLT	
11-554	60380311201	002	BOLT	
11-555	60380312201	002	BASE PLATE	
11-556	57736300000	002	SOCKET HEAD SCREW DIN 912-M6X30-8.8	
11-557	57767060000	002	SPR. LOCK WASHER DIN 126-A6-FST	
11-558	56739060000	002	WASHER DIN 125-A 6,4-A2-70	
11-560	60384112500	001	CLAMPING PLUG	
11-561	57743440000	002	SOCKET HEAD SCREW DIN 912-M6X25-A2-70	
11-562	56739060000	002	WASHER DIN 125-A 6,4-A2-70	
11-563	57767060000	002	SPR. LOCK WASHER DIN 126-A6-FST	
11-565	60380102301	001	FISH PLATE	
11-566	57429060000	002	HEXAGON SCREW DIN 933-M4X6-A2-70	
11-570	60380315703	001	BOTTOM PLATE GREY	
11-571	38007516000	001	PROTECTIVE PLUG, KNURLED GREY	
11-573	38009693000	001	GASKET COOLING PLATE	
11-576	56739040000	003	WASHER DIN 125-A 4.3-A2-70	
11-577	56806430000	003	OVAL-HEAD SCREW DIN 7985-M4X10-A2-70	
11-578	60380314501	002	SPACER	
11-580	56187990000	002	PARALLEL PIN DIN 7-6M6X16-A2	
11-581	60380311501	002	SPACER	
11-582	60610000400	004	RUBBER FOOT	
11-583	57743510000	002	SOCKET HEAD SCREW DIN 912-M6X60-A2-70	
11-584	57743530000	002	SOCKET HEAD SCREW DIN 912-M6X90-A2-70	
11-586	56806700000	001	OVAL-HEAD SCREW DIN 7985-M6X25-A2-70	
11-587	56806650000	002	OVAL-HEAD SCREW DIN 7985-M6X12-A2-70	
11-588	56739060000	003	WASHER DIN 125-A 6,4-A2-70	
11-589	60140000601	003	WASHER 10.9X2	
11-595	56806430000	009	OVAL-HEAD SCREW DIN 7985-M4X10-A2-70	

Bitte unbedingt 11-stellige **Bestell-Nr.** angeben • Please always indicate 11 digit **Order No.** • Absolutement nécessaire d'indiquer **No. de commande** (11 chiffres) • Favorisca specificarci sempre il **N. di ordine** a 11 cifre • Es imprescindible que citen el **No. de pedido** (11 guarismos)

Series (code No.) 90.094	Spare parts list No. 038.98.3.1102	GSP HD 33 / GSP HDC 33	Text page 7
------------------------------------	--	-------------------------------	-----------------------

Number in drawing	Order number	Piece	Designation	from status onwards
X	X	X	X	X
11-596	56739040000	009	WASHER DIN 125-A 4.3-A2-70	
11-600	57630620000	004	COUNTERS.SCR. DIN 963-M6X12-A2-70	
11-605	38010280000	001	BLADE COVER COMPL.	
11-605-10	38010279000	001	BLADE COVER PREASS.	
11-605-10-10	38008349001	001	BOLT LONG	
11-605-10-20	38007455000	001	BLADE COVER	
11-605-20	38007856002	001	HANDLE	
11-605-30	38007880000	001	WASHER	
11-605-40	38007882000	002	THRUST WASHER	
11-605-50	56400890000	001	LOCKNUT DIN 985-M4-A2-70	
11-605-60	40220000201	001	PROTECTIVE PLUG 12.2 KNURLED	
11-605-70	60800108400	001	BRACKET HANDLE 100XM5	
11-605-80	57630530000	002	COUNTERS.SCR. DIN 963-M5X12-A2-70	
11-609	60380108301	001	INTERMEDIATE PIECE PRE-MOUNT	
11-609-1	60380108401	001	ADAPTOR	
11-609-2	56359360000	002	GROOVED PIN DIN 1473-4X10-A2	
11-609-3	60380108502	001	SUPPORT BRACKET	
11-620	60370108700	001	SHAFT	
11-621	56083980000	001	SETSCREW DIN 916-M6X12-A2-70	
11-622	60370108900	001	LOCKING SLIDER, COMPL.	
11-623	60370110700	001	BEARING BOLT	
11-624	60800105000	001	WASHER 8,2 X 13,8 X 0,8	
11-625	57750600001	001	RETAINING WASHER DIN 6799 6	
11-630	60380108600	001	WASHER	
11-632	60380107901	001	BEARING BOLT	
11-635	60380107600	001	DEFLECTOR	
11-637	60223506500	001	BRAKE PULLEY	
11-639	60610300019	002	THRUST WASHER	
11-641	60540102400	001	ADJUSTING BOLT	
11-643	50003040000	001	DECORATIVE PIN MESSRS. INDEN NO4115 WHIT	
11-645	60380108002	001	EXCENTRIC WASHER	
11-647	60240503100	001	HEXAGON SCREW DIN 933 M4X10-A2-70	
11-650	60800116900	002	BIZERBA CHARACTER FONT	
11-653	51977600000	001	WARNING PLATE WITH DANGER ARROW	
11-700	38008874000	001	COVER	
11-701	38008873000	001	DRAIN SHEET	
11-702	57465130000	008	PLASTIC SCREW WN 1452-K40X8-T20-10.9, OLD VERSION	
	38014705000	008	TAPPING SCREW ISO 7049-F3.5X9.5-A2-70, NEW VERSION	
12		001	BASIC COMPONENTS GSP HDC	
12-1	60381690100	001	MACHINE HOUSING RAISED LIP C	
12-10	60380197800	001	SUPPORTER C	
12-31	60370194700	001	SPACER SLEEVE LONG C	
12-36	38017819000	001	SUPPORT BOTTOM C	
12-64	38017693000	002	SEALING WASHER C	

Bitte unbedingt 11-stellige **Bestell-Nr.** angeben • Please always indicate 11 digit **Order No.** • Absolutement nécessaire d'indiquer **No. de commande** (11 chiffres) • Favorisca specificarci sempre il **N. di ordine** a 11 cifre • Es imprescindible que citen el **No. de pedido** (11 guarismos)

Text page 8	GSP HD 33 / GSP HDC 33	Spare parts list No. 038.98.3.1102	Series (code No.) 90.094
-----------------------	-------------------------------	--	------------------------------------

Number in drawing	Order number	Piece	Designation	from status onwards
X	X	X	X	X
12-605	38016193000	001	BLADE COVER CPL C	
12-605-10	38016178000	001	BLADE COVER PREASS C	
12-605-10-20	38016161000	001	BLADE COVER C	
12-605-70	60800198400	001	BRACKET HANDLE C	
12-609	60380198301	001	SPACER PRE ASSEMBL. C	
12-609-1	60380198401	001	ADAPTER C	
13		001	BASIC COMPONENTS GSP HDC, W/O ISOLATING	
13-90	60370107301	001	SPACER PREASS. W/O ISOLATING	
13-90-1	60370107401	001	SPACER	
13-91	60370107502	001	SPACER	
13-550		001	CARRIAGE DRIVE SE12D RATIO; W/O ISOLATING	
15	60386103100	001	CABLE SENSOR ENDPOS SE 12 D	
17	60384000001	001	SE12D LIFTING LEVER	
17-1	60374000800	001	LIFTING DEVICE PRE-ASSEMBLED	
17-1-1	60834000500	001	LEVER	
17-1-5	60374000300	001	LIFT FOOT BLOCK	
17-1-10	60374000200	001	LIFTING DEVICE STOPPER	
17-1-15	60374000100	001	LIFT FOOT	
17-1-20	60374000600	001	SHAFT	
17-1-25	60224000400	002	ROLLER	
17-1-30	60510100053	002	HEXAGON SETSCREW M 6X7X9	
17-1-35	56359570000	003	GROOVED PIN SPECIAL 4X18-A2	
17-1-40	56359380000	001	GROOVED PIN DIN 1473-4X20-A2	
17-1-45	56086280000	001	BALL KNOB DIN 319-KU-40-M12-C	
17-1-50	50001250000	002	BUSH 12X14X10	
17-5	57743520000	002	SOCKET HEAD SCREW DIN 912-M6X70-A2-70	
17-10	60380303600	004	SHIM	
17-15	57431250000	002	HEXAGON SCREW DIN 933-M6X25-A2-70	
17-20	57767060000	002	SPR. LOCK WASHER DIN 126-A6-FST	
18	60380303600	004	SHIM	
21		001	CARRIAGE ALU WELDED 1PC 25H 90MM L	
21-10	60370504002	001	CARRIAGE FOOT MACHINED 25 H	
21-20	60370504100	002	WASHER	
21-30	60370303700	001	HANDHOLD 28X90 M10	
21-40	38008544000	001	GRIPARM	
21-45	60370104900	001	SEALING	
21-60	56456830000	001	HEXAGON NUT DIN 934-M12-A2-70	
21-65	57744880000	001	COVERING CAP RIBE SW6 M8	

Bitte unbedingt 11-stellige **Bestell-Nr.** angeben • Please always indicate 11 digit **Order No.** • Absolutement nécessaire d'indiquer **No. de commande**
(11 chiffres) • Favorisca specificarci sempre il **N. di ordine** a 11 cifre • Es imprescindible que citen el **No. de pedido** (11 guarismos)

Amendment: 03/2011

Series (code No.) 90.094	Spare parts list No. 038.98.3.1102	GSP HD 33 / GSP HDC 33	Text page 9
------------------------------------	--	-------------------------------	-----------------------

Number in drawing	Order number	Piece	Designation	from status onwards
X	X	X	X	X
21-80	60800204600	001	STAR KNOB WITH BOLT	
21-80-1	56087070000	001	STAR KNOB DIN 6335-K 63 M12-CUZN	
21-80-2	60220400500	001	THREADED BOLT	
21-90	56768100000	001	WASHER DIN 125-A 13-PA66	
21-100	57753800000	001	RETAINING WASHER DIN 6799-8-1.4122	
21-110	57743430000	003	SOCKET HEAD SCREW DIN 912-M6X20-A2-70	
21-120	56739060000	003	WASHER DIN 125-A 6,4-A2-70	
21-130	38008753001	001	CARRIAGE PLATE WELDED 90MM L	
21-140	38010566000	001	CARRIAGE PLATE FOOT	
21-150	38900063000	003	HEX. FLANGE BOLTS DIN 6921-M6X16-A2-70	
21-160	38010519000	002	BEARING PEDESTAL	
21-180	56972510000	004	MUSHROOM HEAD SCREW M4X12-A2-70	
21-190	38010555000	001	GUIDE SHAFT	
21-200	50001510000	003	DISC SPRING DIN 151 11X6.2X0.3	
21-210	60353601700	003	DASHPOT	
21-230	60371603100	001	SLIDER PROTECTION (GRIVORY) AND LEVER	
21-230-10	60371601200	001	LEVEL PRE ASSEMBLED	
21-230-10-10	38008669000	001	LEVER	
21-230-10-20	38004696000	002	BUSHING 1415 DP4	
21-230-10-30	40300900005	002	BOLT	
21-230-10-40	56337160000	001	GROOVED PIN DIN 1474-5X16 A2-70	
21-230-10-50	60370403800	001	PIN	
21-230-10-70	38008734000	001	WASHER	
21-230-20	60370413200	001	SLIDER PROTECTING DEVICE (GRIVORY)	
21-230-30	60270201802	001	WASHER WITH BOLT	
21-230-40	60220401600	001	LOCK WASHER	
21-230-50	60220403800	001	WASHER	
21-230-60	60370403000	001	BOLT	
21-230-90	50001540000	001	DISC SPRING 23,7X14,3X0,3	
21-230-100	60352302300	001	THRUST WASHER	
21-230-110	60370303700	001	HANDHOLD 28X90 M10	
21-240	38010518000	001	INTERLOCK	
21-260	56972540000	002	SCREW M4 X 10 - A2	
21-300	56008200000	002	SELF CLINCHING STUD FHS-M4-12-A2-70	
21-302	60274600400	002	ROUND NUT	
21-304	60370202400	001	GUIDE BAR	
21-320	38011665000	001	RULER CPL. (30X12X345MM)	
21-320-5	38011664000	001	RULER (30X12X345MM)	
21-320-10	38011592000	001	SLIDER	
21-320-15	56047810000	001	SETSCREW DIN 551-M8X16-PA66	
21-320-20	57451590000	002	COUNTERS.SCR. DIN 965-M5X40-A2-70	
21-320-25	56777100000	002	SEALING WASHER DIN 470-10-AL	
21-320-30	60380205800	001	SLIDE PIN	

Bitte unbedingt 11-stellige **Bestell-Nr.** angeben • Please always indicate 11 digit **Order No.** • Absolutement nécessaire d'indiquer **No. de commande** (11 chiffres) • Favorisca specificarci sempre il **N. di ordine** a 11 cifre • Es imprescindible que citen el **No. de pedido** (11 guarismos)

Text page 10	GSP HD 33 / GSP HDC 33	Spare parts list No. 038.98.3.1102	Series (code No.) 90.094
------------------------	-------------------------------	--	------------------------------------

Number in drawing	Order number	Piece	Designation	from status onwards
X	X	X	X	X
22		001	CARRIAGE ALU WELDED 1PC 25H 150MM L	
22-10	60370504002	001	CARRIAGE FOOT MACHINED 25 H	
22-20	60370504100	002	WASHER	
22-30	60370303700	001	HANDHOLD 28X90 M10	
22-40	38008544000	001	GRIPARM	
22-45	60370104900	001	SEALING	
22-60	56456830000	001	HEXAGON NUT DIN 934-M12-A2-70	
22-65	57744880000	001	COVERING CAP RIBE SW6 M8	
22-80	60800204600	001	STAR KNOB WITH BOLT	
22-80-1	56087070000	001	STAR KNOB DIN 6335-K 63 M12-CUZN	
22-80-2	60220400500	001	THREADED BOLT	
22-90	56768100000	001	WASHER DIN 125-A 13-PA66	
22-100	57753800000	001	RETAINING WASHER DIN 6799-8-1.4122	
22-110	57743430000	003	SOCKET HEAD SCREW DIN 912-M6X20-A2-70	
22-120	56739060000	003	WASHER DIN 125-A 6,4-A2-70	
22-130	60371640100	001	CARRIAGE PLATE WELDED 150MM	
22-140	38010566000	001	CARRIAGE PLATE FOOT	
22-150	38900063000	003	HEX. FLANGE BOLTS DIN 6921-M6X16-A2-70	
22-160	38010519000	002	BEARING PEDESTAL	
22-180	56972510000	004	MUSHROOM HEAD SCREW M4X12-A2-70	
22-190	38010555000	001	GUIDE SHAFT	
22-200	50001510000	003	DISC SPRING DIN 151 11X6.2X0.3	
22-210	60353601700	003	DASHPOT	
22-240	38010518000	001	INTERLOCK	
22-260	56972540000	002	SCREW M4 X 10 - A2	
22-300	56008200000	002	SELF CLINCHING STUD FHS-M4-12-A2-70	
22-302	60274600400	002	ROUND NUT	
22-304	60370202400	001	GUIDE BAR	
23		001	CARRIAGE ALU WELDED 1PC 25H 90MM L C	
23-10	38018092000	001	CARRIAGE FOOT MACHINED 25H C	
23-20	60370504100	002	WASHER	
23-30	60370303700	001	HANDHOLD 28X90 M10	
23-40	38008544000	001	GRIPARM	
23-45	60370104900	001	SEALING	
23-60	56456830000	001	HEXAGON NUT DIN 934-M12-A2-70	
23-65	57744880000	001	COVERING CAP RIBE SW6 M8	
23-80	60800204600	001	STAR KNOB WITH BOLT	
23-80-1	56087070000	001	STAR KNOB DIN 6335-K 63 M12-CUZN	
23-80-2	60220400500	001	THREADED BOLT	
23-90	56768100000	001	WASHER DIN 125-A 13-PA66	
23-100	57753800000	001	RETAINING WASHER DIN 6799-8-1.4122	
23-110	57743430000	003	SOCKET HEAD SCREW DIN 912-M6X20-A2-70	
23-120	56739060000	003	WASHER DIN 125-A 6,4-A2-70	
23-130	38014971000	001	CARRIAGE PLATE WELDED 90MM L C	
23-140	38014968000	001	CARRIAGE PLATE FOOT C	
23-150	38900063000	003	HEX. FLANGE BOLTS DIN 6921-M6X16-A2-70	
23-160	38014966000	002	BEARING PEDESTAL C	
23-180	56972510000	004	MUSHROOM HEAD SCREW M4X12-A2-70	

Bitte unbedingt 11-stellige **Bestell-Nr.** angeben • Please always indicate 11 digit **Order No.** • Absolutement nécessaire d'indiquer **No. de commande**
(11 chiffres) • Favorisca specificarci sempre il **N. di ordine** a 11 cifre • Es imprescindible que citen el **No. de pedido** (11 guarismos)

Series (code No.) 90.094	Spare parts list No. 038.98.3.1102	GSP HD 33 / GSP HDC 33	Text page 11
------------------------------------	--	-------------------------------	------------------------

Number in drawing	Order number	Piece	Designation	from status onwards
X	X	X	X	X
23-190	38010555000	001	GUIDE SHAFT	
23-200	50001510000	003	DISC SPRING DIN 151 11X6.2X0.3	
23-210	60353601700	003	DASHPOT	
23-230	60371693100	001	SLIDER PROTECTION (GRIVORY) AND LEVER C	
23-230-10	60371691200	001	LEVER PRE ASSEMBLED C	
23-230-10-10	38014975000	001	LEVER C	
23-230-10-20	38004696000	002	BUSHING 1415 DP4	
23-230-10-30	40300900005	002	BOLT	
23-230-10-40	56337160000	001	GROOVED PIN DIN 1474-5X16 A2-70	
23-230-10-50	60370403800	001	PIN	
23-230-10-70	38008734000	001	WASHER	
23-230-20	60370413200	001	SLIDER PROTECTING DEVICE (GRIVORY)	
23-230-30	60270201802	001	WASHER WITH BOLT	
23-230-40	60220401600	001	LOCK WASHER	
23-230-50	60220403800	001	WASHER	
23-230-60	60370403000	001	BOLT	
23-230-90	50001540000	001	DISC SPRING 23,7X14,3X0,3	
23-230-100	60352302300	001	THRUST WASHER	
23-230-110	60370303700	001	HANDHOLD 28X90 M10	
23-240	38010518000	001	INTERLOCK	
23-260	56972540000	002	SCREW M4 X 10 - A2	
23-300	56008200000	002	SELF CLINCHING STUD FHS-M4-12-A2-70	
23-302	60274600400	002	ROUND NUT	
23-304	60370202400	001	GUIDE BAR	
23-320	60381892002	001	RULER CPL. C (30X12X339MM)	
23-320-5	60381892101	001	RULER C (30X12X339MM)	
23-320-10	38011592000	001	SLIDER	
23-320-15	56047810000	001	SETSCREW DIN 551-M8X16-PA66	
23-320-20	57451590000	002	COUNTERS.SCR. DIN 965-M5X40-A2-70	
23-320-25	56777100000	002	SEALING WASHER DIN 470-10-AL	
23-320-30	60380205800	001	SLIDE PIN	
27		001	CARRIAGE 18 L TRANSP 150MM C	
27-10	38018044000	001	CARRIAGE FOOT MACHINED 18 LOW C	
27-20	60370504100	002	WASHER	
27-30	60370303700	001	HANDHOLD 28X90 M10	
27-40	38008544000	001	GRIPARM	
27-45	60370104900	001	SEALING	
27-60	56456830000	001	HEXAGON NUT DIN 934-M12-A2-70	
27-65	57744880000	001	COVERING CAP RIBE SW6 M8	
27-80	38011691000	001	STAR KNOB K63 LONG CPL.	
27-80-1	56087070000	001	STAR KNOB DIN 6335-K 63 M12-CUZN	
27-80-2	60220400500	001	THREADED BOLT	
27-90	56768100000	001	WASHER DIN 125-A 13-PA66	
27-100	57753800000	001	RETAINING WASHER DIN 6799-8-1.4122	
27-110	57743430000	003	SOCKET HEAD SCREW DIN 912-M6X20-A2-70	
27-120	56739060000	003	WASHER DIN 125-A 6,4-A2-70	

Bitte unbedingt 11-stellige **Bestell-Nr.** angeben • Please always indicate 11 digit **Order No.** • Absolutement nécessaire d'indiquer **No. de commande** (11 chiffres) • Favorisca specificarci sempre il **N. di ordine** a 11 cifre • Es imprescindible que citen el **No. de pedido** (11 guarismos)

Text page 12	GSP HD 33 / GSP HDC 33	Spare parts list No. 038.98.3.1102	Series (code No.) 90.094
------------------------	-------------------------------	--	------------------------------------

Number in drawing	Order number	Piece	Designation	from status onwards
X	X	X	X	X
27-130	38014985000	001	CARRIAGE PLATE C	
27-140	38014968000	001	CARRIAGE PLATE FOOT C	
27-150	38900063000	003	HEX. FLANGE BOLTS DIN 6921-M6X16-A2-70	
27-160	38014966000	002	BEARING PEDESTAL C	
27-180	56972510000	004	MUSHROOM HEAD SCREW M4X12-A2-70	
27-190	38014680000	001	GUIDE SHAFT	
27-200	50001510000	003	DISC SPRING DIN 151 11X6.2X0.3	
27-210	60353601700	003	DASHPOT	
27-230	60371694100	001	SLIDER PROTEC TRANSP AND LEVER C	
27-230-10	60371691200	001	LEVER PRE ASSEMBLED C	
27-230-10-10	38014975000	001	LEVER C	
27-230-10-20	38004696000	002	BUSHING 1415 DP4	
27-230-10-30	40300900005	002	BOLT	
27-230-10-40	56337160000	001	GROOVED PIN DIN 1474-5X16 A2-70	
27-230-10-50	60370403800	001	PIN	
27-230-10-70	38008734000	001	WASHER	
27-230-20	60370203203	001	GUARD PLATE	
27-230-30	60270201802	001	WASHER WITH BOLT	
27-230-40	60220401600	001	LOCK WASHER	
27-230-50	60220403800	001	WASHER	
27-230-60	60370403000	001	BOLT	
27-230-90	50001540000	001	DISC SPRING 23,7X14,3X0,3	
27-230-100	60352302300	001	THRUST WASHER	
27-230-110	60370303700	001	HANDHOLD 28X90 M10	
27-245	38017918000	001	CONSTRAINT	
27-255	57630440000	001	COUNTERS.SCR. DIN 963-M4X12-A2-70	
27-280	60370401900	004	SCREW	
27-300	56008200000	002	SELF CLINCHING STUD FHS-M4-12-A2-70	
27-302	60274600400	002	ROUND NUT	
27-304	60370202400	001	GUIDE BAR	
27-350	60370402001	001	ADHESIVE FOIL	
27-360	60370302100	001	REAR WALL WIDE	
27-370	56739050000	004	WASHER DIN 125-A 5,3 -A2-70	
27-380	57767050000	004	SPR. LOCK WASHER DIN 128-A5-FST	
27-390	56444500000	004	HEXAGON NUT DIN 439-BM5-A2-70	
27-400	60370402200	004	PROTECTIVE PLUG	
27-410	38014990000	001	PROTECTIVE PLATE 18 C	
40	60736200100	001	ARMOURED MAINS CABLE AC EURO L = 2.5M	
43	40300057700	001	POWER CONNECTING CABLE	
47	71037490000	001	FERRIT RING 7427013	
48	60380315801	001	RUBBER BUSH W. DRILL. HOLES	
50		001	BLADE MOTOR CPL. RATIO, WITHOUT INSULATION	
50-1	60370114601	001	BLADE MOTOR SE 12 D RATIO	
50-10	60370107201	001	WASHER (NO INSULATION)	
50-11	57442160000	001	COUNTERS.SCR. DIN 7991-M6X16-A2-70	

Bitte unbedingt 11-stellige **Bestell-Nr.** angeben • Please always indicate 11 digit **Order No.** • Absolutement nécessaire d'indiquer **No. de commande**
(11 chiffres) • Favorisca specificarci sempre il **N. di ordine** a 11 cifre • Es imprescindible que citen el **No. de pedido** (11 guarismos)

Series (code No.) 90.094	Spare parts list No. 038.98.3.1102	GSP HD 33 / GSP HDC 33	Text page 13
------------------------------------	--	-------------------------------	------------------------

Number in drawing	Order number	Piece	Designation	from status onwards
X	X	X	X	X
58		001	BLADE MOTOR CPL. RATIO WITH INSULATION	
58-10	38010326001	001	WASHER (INSULATION)	
62 (V)	71401730000	002	SHORT CIRCUIT BRACKET 3131 493000408 (BIG) FOR 120V	
90	94001000043	001	BLADE-STAINLESS,4-HOLE, 330D	
	60530107000	001	BLADE, 330D, 4-HOLE, HARD-CHROME PLATED	
	94001000047	001	BLADE, 330D, CERACLEAN	
	94001000013	001	BLADE, 4-HOLE, VS8/SE8/VF330/A330/A400 RA	
	94001000014	001	BLADE, 4-HOLE, VS8/SE8/VF330/A400 G+B	
	94001000017	001	BLADE CHEESE, VS8/SE8/VF330/A330 G+B.	
	94001000029	001	BREAD BLADE 330D, 4-HOLE, SPIRAL TOOTH	
100		001	BLADE GUARD RING C PREASY. 18/25L	
100-10	60381190900	001	BLADE GUARD RING GSP HD C 18/25L	
100-20	56032750000	001	SETSCREW DIN 551-M4X75-14H	
100-40	50373961000	001	DISK MAGNET 10X6 N42	
100-50	60223506301	001	COVER	
100-80	60370161300	001	LOCATION BOLT	
100-90	56083980000	001	SETSCREW DIN 916-M6X12-A2-70	
100-100	38012041000	001	WASHER	
100-120	60274601000	003	BOLT	
100-140	38007909000	001	FIXING BOLT	
101		001	BLADE GUARD RING PREASSM 25H	
101-10	38011914000	001	BLADE GUARD RING GSPHD 25H	
102		001	BLADE GUARD RING PREASSM. 25H C	
102-10	60381191900	001	BLADE GUARD RING GSPHD 25H C	
110		001	GAUGE PLATE FLUTING PRE ASSEMBL. 18L/25L	
		001	GAUGE PLATE PRE ASSEMBL. 18L/25L C	
110-1	38010418000	001	GAUGE PLATE 18L/25L	
	38015980000	001	GAUGE PLATE 18L/25L C	
110-3	56453380000	002	THREADED INSERT STANDARD M10X15	
110-5	60370110801	002	THREADED PIN	
111		001	GAUGE PLATE FLUTING PRE ASSEMBL. 18H/25H	
		001	GAUGEPLATE FLUTING PREASS 18H/25H C	
111-1	60370182000	001	GAUGE PLATE 18H/25H	
	60370189000	001	GAUGE PLATE 18H/25H C	
115	60544802701	001	SPECIFICATION PLATE NEUTRAL (DEVICE NO. TO GIVE)	
116	60374805100	001	PROTECTION FOIL (80X43)	
	60374805200	001	PROTECTION FOIL (80X80)	

Bitte unbedingt 11-stellige **Bestell-Nr.** angeben • Please always indicate 11 digit **Order No.** • Absolutement nécessaire d'indiquer **No. de commande** (11 chiffres) • Favorisca specificarci sempre il **N. di ordine** a 11 cifre • Es imprescindible que citen el **No. de pedido** (11 guarismos)

Text page 14	GSP HD 33 / GSP HDC 33	Spare parts list No. 038.98.3.1102	Series (code No.) 90.094
------------------------	-------------------------------	--	------------------------------------

Number in drawing	Order number	Piece	Designation	from status onwards
X	X	X	X	X
130	60384870100	001	ADHESIVE PLATE WIRING SE-12D RATIO	
132	51975600000	001	REFERENCE PLATE; ATTENTION UNPLUG POWER	
134	60544808100	001	REFERENCE PLATE "DO NOT CLEAN WITH HOSE"	
136	38017656000	001	WARNING PLATE	
137	67501163700	001	REFERENCE PLATE WARNING INSTRUCTIONS	
138	71004310000	003	CABEL TIE T18R	
140		001	ACCESSORIES	
140-1	40220003400	001	PROTECTIVE BAG	
140-2 (V)	60220007800	001	SERVICE OIL BY BIZERBA 30 ML	
140-3	40950000176	001	BRUSH WITH WIPER	
140-4	50002840000	001	POLISHING CLOTH	
140-5	60220007500	001	PAPER FELT	
150		001	KIT RAISED INSTALLATION GSP-HD	
150-10	38017250000	004	DISTANCE COLLAR 65	
150-30	57743570000	002	SOCKET HEAD SCREW DIN 912-M6X130-A2-70	
150-40	57736860000	002	SOCKET HEAD SCREW DIN 912-M6X160-8.8	
150-80	57744870000	004	COVERING CAP RIBE SW5	
151	60380303600	004	SHIM	
156	57744870000	007	COVERING CAP RIBE SW5	
160	38010263000	001	GRINDER NSF CPL. 18H 25H, USA, W/O SHARPENING LIMITER	
	38010263001	001	GRINDER NSF CPL. 18H 25H, EURO, WITH SHARPENING LIMITER	
160-10	38010259000	001	GRINDER PRE-ASSEMBLED CE	
160-10-10	38010548000	001	HOUSING	
160-10-20	60220600500	001	SHAFT	
160-10-30	38010980000	001	PRESSURE SPRING	
160-10-40	56755650000	001	WASHER DIN 433-6.4-A2-70	
160-10-50	57753400000	001	RETAINING WASHER DIN 6799-4-1.4122	
160-10-60	38009954000	001	BEARING BOLT	
160-10-70	38009906000	001	HANDWHEEL	
160-10-80	38900056000	001	OVAL-HEAD SCREW DIN 7985-M6X30-A2-70	
160-10-90	56739060000	001	WASHER DIN 125-A 6,4-A2-70	
160-10-100	60220602600	001	SPACER BUSHING	
160-10-110	60220600700	001	SHAFT	
160-10-120	38010995001	001	PRESSURE SPRING	
160-10-125	60270202800	001	WASHER 6.2X0.18	
160-10-130	40220601100	001	WASHER	
160-10-140	57753400000	001	RETAINING WASHER DIN 6799-4-1.4122	
160-10-150	38010816000	002	LEAF SPRING	
160-10-160	60220600900	001	COVER	
160-10-170	40110500008	002	WASHER	
160-10-180 (V)	60223401000	001	SHARPENING DISK	
160-10-190 (V)	60223401100	001	HONING STONE	
160-10-200	38010304000	002	WASHER	
160-10-210	56739060000	002	WASHER DIN 125-A 6,4-A2-70	
160-10-220	38012558000	002	HEXAGON NUT DIN 439-BM6-LH-A2-70	
160-20	60370800201	001	ADAPTER USA 18/25 H, USA, W/O SHARPENING LIMITER	
	60370800202	001	ADAPTER USA 18/25 H, EUROPA, WITH SHARPENING LIMITER	

Bitte unbedingt 11-stellige **Bestell-Nr.** angeben • Please always indicate 11 digit **Order No.** • Absolutement nécessaire d'indiquer **No. de commande**
(11 chiffres) • Favorisca specificarci sempre il **N. di ordine** a 11 cifre • Es imprescindible que citen el **No. de pedido** (11 guarismos)

Amendment: 03/2011

Series (code No.) 90.094	Spare parts list No. 038.98.3.1102	GSP HD 33 / GSP HDC 33	Text page 15
------------------------------------	--	-------------------------------	------------------------

Number in drawing	Order number	Piece	Designation	from status onwards
X	X	X	X	X
160-30	38008604000	002	COVER DISC	
160-40	38008682000	001	COVER DISC LONG	
160-50	57450350000	004	TAPPING SCREW ISO 7049-C3,5X16-T15	
160-52	38900060000	004	WASHER DIN 125-A 3.7-A2-70	
160-60	38010262000	001	TIGHTENING ELEMENT	
160-70	56806700000	001	OVAL-HEAD SCREW DIN 7985-M6X25-A2-70	
160-80	56739060000	001	WASHER DIN 125-A 6,4-A2-70	
160-90	38010862000	001	STAR KNOB STAINLESS COMPL.	
160-90-10	38900055000	001	SETCREW DIN 551-M6X30-A2-70	
160-90-20	56087030000	001	STAR KNOB DIN 6335-KU-40-M6-K-MS	
160-100	60223400500	001	CAP	
161	38010524000	001	GRINDER NSF CPL. USA 25L, USA, W/O SHARPENING LIMITER	
	38010524001	001	GRINDER NSF CPL. 18L/25L, EUROPA, WITH SHARP. LIMITER	
161-20	38009007000	001	ADAPTER, USA, W/O SHARPENING LIMITER	
	38009007001	001	ADAPTER, USA 25L / EUROPE 0 18L, WITH SHARPENING LIMITER	
161-110	38010209000	001	STOP	
161-120	56806520000	001	OVAL-HEAD SCREW DIN 7985-M5X10-A2-70	
161-130	56765050000	001	WASHER DIN 9021-5,3-A2-70	
170	60389850005	001	OPERATING INSTRUCTIONS GSP HD DEU	
171	60389851005	001	OPERATING INSTRUCTIONS GSP HD ENG	
172	60389852005	001	OPERATING INSTRUCTIONS GSP HD FRA	
173	60389853005	001	OPERATING INSTRUCTIONS GSP HD ITA	
174	60389854005	001	OPERATING INSTRUCTIONS GSP HD ESP	
200	47501149401	001	WARNING LABEL MOVING CARRIAGE GER	
201	47501145901	001	WARNING LABEL MOVING CARRIAGE ENG	
202	47501149301	001	WARNING LABEL MOVING CARRIAGE FRANZ	
203	47509040500	001	WARNING LABEL MOVING CARRIAGE ITA	
204	47509040600	001	WARNING LABEL MOVING CARRIAGE ESP	
205	47509040700	001	WARNING LABEL MOVING CARRIAGE PORT	
206	47509040800	001	WARNING LABEL MOVING CARRIAGE DNK	
207	47509040900	001	WARNING LABEL MOVING CARRIAGE FLA	
208	47509041000	001	WARNING LABEL MOVING CARRIAGE SWE	
209	47509041100	001	WARNING LABEL MOVING CARRIAGE NDL	
210	47509041200	001	WARNING LABEL MOVING CARRIAGE RUSS	
211	47509041300	001	WARNING LABEL MOVING CARRIAGE GREEK	
212	47509041400	001	WARNING LABEL MOVING CARRIAGE CZECH	
213	47509041500	001	WARNING LABEL MOVING CARRIAGE HUN	
214	47509041600	001	WARNING LABEL MOVING CARRIAGE POL	
215	47509041700	001	WARNING LABEL MOVING CARRIAGE SERBOCROAT	
240	47509000301	001	REFERENCE PLATE GER	
241	47509000401	001	REFERENCE PLATE ENG	
242	47509000501	001	REFERENCE PLATE FRA	
243	47509000601	001	REFERENCE PLATE ESP	
244	47509000701	001	REFERENCE PLATE ITA	
245	47509001301	001	REFERENCE PLATE DNK	
246	47509010201	001	REFERENCE PLATE PORT	

Bitte unbedingt 11-stellige **Bestell-Nr.** angeben • Please always indicate 11 digit **Order No.** • Absolutement nécessaire d'indiquer **No. de commande** (11 chiffres) • Favorisca specificarci sempre il **N. di ordine** a 11 cifre • Es imprescindible que citen el **No. de pedido** (11 guarismos)

Text page 16	GSP HD 33 / GSP HDC 33	Spare parts list No. 038.98.3.1102	Series (code No.) 90.094
------------------------	-------------------------------	--	------------------------------------

Number in drawing	Order number	Piece	Designation	from status onwards
X	X	X	X	X
247	47509010301	001	REFERENCE PLATE FLEM	
248	47509020500	001	REFERENCE PLATE SWE	
249	47509020600	001	REFERENCE PLATE NDL	
250	47509020700	001	REFERENCE PLATE RUSS	
251	47509020800	001	REFERENCE PLATE GREE	
252	47509020900	001	REFERENCE PLATE SERBOCROAT	
253	47509021000	001	REFERENCE PLATE CZECH	
254	47509021100	001	REFERENCE PLATE HUN	
255	47509021200	001	REFERENCE PLATE POL	
270	60804801200	001	REFERENCE PLATE SHARP+LUBE	
307	60384802400	001	INSTRUCTIONS SE12/D	
353	60354304900	001	REMNANT HOLDER PREASSEMBLED, COLORCOMP	
353-237	60220405902	001	THREADED BOLT	
353-238	60220405801	001	PAN HEAD SCREW M 4X12,5	
353-240	60220402001	001	CLAMP HANDLE, SMALL	
353-241	60220402101	001	COVER	
353-242	40110201403	001	SUPPORTING PIN, 3 MM	
355	60370411701	001	REMNANTHOLDER PREASS. (GRIVORY)	
365	60220406801	001	CLAMP HANDLE, COMPL.	
370	60370502800	001	TOMATO GUIDE REMN. HOLD.PLATE	
370-1	60370502900	001	REMNANT HOLDER PLATE	
370-3	60370503000	002	FIXING BOLT	
370-5	60220405901	001	THREADED BOLT	
370-7	60220405801	001	PAN HEAD SCREW M 4X12,5	
370-11	60220402001	001	CLAMP HANDLE, SMALL	
370-13	60220402101	001	COVER	
372	60374600300	001	TOMATO GUIDE(PER SET=2), 70X12X347 MM	
372-3	60370502600	002	SLIDER WITH RULER	
372-3-1	60370502400	001	SLIDER	
372-3-3	60370502300	001	RULER (70X12X347 MM)	
372-3-5	60380205800	001	SLIDE PIN	
372-3-7	57451590000	002	COUNTERS.SCR. DIN 965-M5X40-A2-70	
372-3-9	56777100000	002	SEALING WASHER DIN 470-10-AL	
372-3-11	56047810000	001	SETSCREW DIN 551-M8X16-PA66	
372-5	60381801400	001	THREADED BOLT 30 MM	
372-6	60381801600	001	THREADED BOLT 50 MM	
375	38011665000	001	RULER CPL, (30X12X345 MM)	
375-5	38011664000	001	RULER (30X12X345 MM)	
375-10	38011592000	001	SLIDER	
375-15	56047810000	001	SETSCREW DIN 551-M8X16-PA66	
375-20	57451590000	002	COUNTERS.SCR. DIN 965-M5X40-A2-70	
375-25	56777100000	002	SEALING WASHER DIN 470-10-AL	
375-30	60380205800	001	SLIDE PIN	

Bitte unbedingt 11-stellige **Bestell-Nr.** angeben • Please always indicate 11 digit **Order No.** • Absolutement nécessaire d'indiquer **No. de commande**
(11 chiffres) • Favorisca specificarci sempre il **N. di ordine** a 11 cifre • Es imprescindible que citen el **No. de pedido** (11 guarismos)

Series (code No.) 90.094	Spare parts list No. 038.98.3.1102	GSP HD 33 / GSP HDC 33	Text page 17
------------------------------------	--	-------------------------------	------------------------

Number in drawing	Order number	Piece	Designation	from status onwards
X	X	X	X	X
390	60374600400	001	RETROFITT. KIT PROD. FIX.	
390-3	56008200000	002	SELF CLINCHING STUD FHS-M4-12-A2-70	
390-5	60370202400	001	GUIDE BAR	
390-7	60274600400	002	ROUND NUT	
395	60374601200	001	VEGETABLE CHUTE + STAMPER	
395-1	60370503300	001	CHUTE FOR VEGETABLES	
395-1-1	60370503400	001	TUBE WELDED	
395-1-3	60370502500	001	PIN	
395-1-5 (V)	29774530000	000	ADHESIVE TAPE NO.959 GR 80BR.X0.3	
395-1-7	60370502700	001	STAR KNOB (VEG CHUTE)	
395-3	60370501800	001	STAMPER	
395-3-1	60370501900	001	WASHER	
395-3-3	60370502000	001	THREADED ROD	
395-3-5	56086270000	001	BALL KNOB C 32 M 8 DIN 319	
803	71232830000	000	SHRINK SLEEVE UL GR 4.8	
804	71004370000	001	CABLE TIE T 50 L	
807	71232830000	000	SHRINK SLEEVE UL GR 4.8	
808	71004370000	001	CABLE TIE T 50 L	
811	71232830000	000	SHRINK SLEEVE UL GR 4.8	
812	71004370000	001	CABLE TIE T 50 L	
9900	95972940000	001	SCREW SEALING ADHESIVE LOCTITE 243 10ML	
9901	95972840000	001	SCREW SEALING ADHESIVE LOCTITE 648 10M	
9902	95972870002	001	LOCTITE 638	
9903	95972990002	050	LOCTITE 290 50ML	
9905 (V)	96055070000	001	GREASE PARALIQ GA 343	
9911	95972710000	001	SICOMET ADHESIVE H CONTACT	
9912	95972660000	001	ADHESIVE LOCTITE 326	
9913	95972670000	001	ACTIVATOR 7091 LOCTITE	
9914 (V)	96055080000	025	KLUEBERSYNTH UH1 64-62/25KG	
9950	71051050000	001	USB CABLE TYP A-MINIB 3M	

Text page 18	GSP HD 33 / GSP HDC 33	Spare parts list No. 038.98.3.1102	Series (code No.) 90.094
------------------------	-------------------------------	--	------------------------------------