



Adams Rite Product Catalog

U.S. & Canada effective February 1, 2019



ASSA ABLOY, the global leader
in door opening solutions

Options & Accessories

Adams Rite Deadlatches can be ordered with a variety of related products including strike plates, cylinder accessories, electric strikes and trim. Different deadlatches have different installation and cylinder requirements. Please refer to product pages for more information on all available deadlatch types, functions, installation requirements and complete How-to-Order guides. For more detailed information on any of the products listed below please refer to the corresponding section of this catalog.

Accessories

4901, 4902 Deadlatch Strikes

4901, 4902 Deadlatch Strikes add aesthetics and finish to strike cutouts in jambs. These strikes offer a choice of mounting methods: a backup mounting plate included with the 4901 and 4902 allows installation flush in a hollow section jamb. 4506-02 ANSI strike available for wood or steel jambs. See images on next page.

Cylinders

4036 Mortise Cylinder

The 4036 Mortise Cylinder is a standard 1" long, 1-5/32" diameter cylinder that provides five-pin security with most Adams Rite locks or latches.

4066 Thumbturn

The 4066 Thumbturn interchanges with standard 1-5/32" diameter mortise cylinder and operates locks or latches without a key.

MS 4043 Cylinder Guard

The MS4043 Cylinder Guard is a hardened-steel, free-swiveling ring to protect cylinder from vandalism such as prying or twisting.

Electric Strikes

7100, 7400 Series Electric Strikes

The 7100 Series Electric Strikes and Ultraline 7400 Series Electric Strikes are designed for use with Adams Rite deadlatches or cylindrical locksets with a variety of latchbolt projections. An assortment of faceplate dimensions is available for use in hollow metal, wood or aluminum applications.

Power

4603 Rectifier

Converts low voltage AC current to DC of same voltage. Installs in low voltage line between transformer and strike. Full wave bridge type. Rated 2 Amps. (200 PIV).

4605 Transformer

Converts 120VAC to 12VAC/24VAC. Rated 40 Volt-amp output assures plenty of power for strike release.

4606 Transformer

Converts 120VAC current to 24VAC. Plugs into standard wall outlet.

29-0218 Piezo Horn

Provides for audible indication of when a DC strike is energized. Operates with 12 VDC, 16 VDC, or 24 VDC strikes.

4612 Power Transfer Device

The 4612 Power Transfer Device channels electrical wiring from the door frame into the door itself. This powers electric strikes, locks, exit bars, and more on door hung with butt-type hinges.

PS -1 Power Supply

One amp linear power supply with integrated battery backup circuitry for access control devices.

Trim

3080 Series Entry Trim

The 3080 Series Entry Trim provides outside activation for doors with any type of Adams Rite deadlatch or exit device. The locked handle is protected from vandalism and forced entry with a breakaway clutching mechanism.

3090 Keyless Entry

A battery-operated keyless entry control device, the eForce-150 3090 Keyless Entry provides access control for Adams Rite deadlocks, deadlatches, and exit devices for aluminum stile, steel, and wood door applications.

Trim Cont.

Deadlatch Handles

The 4560 and 4565 Deadlatch Handles and 4568 and 4569 Euro Deadlatch Handles easily unlock the 4300, 4500 and 4900 Series Deadlatches. These handles fit solidly into the cylinder hole of the latch.

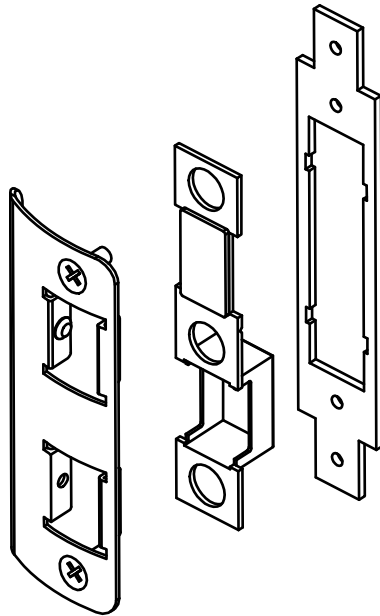
Deadlatch Paddles

The 4590, 4591 Deadlatch Paddle is an ergonomically-friendly alternative to a knob or lever handle. Operate the 4300, 4500 and 4900 Series Deadlatches with a simple push or pull.

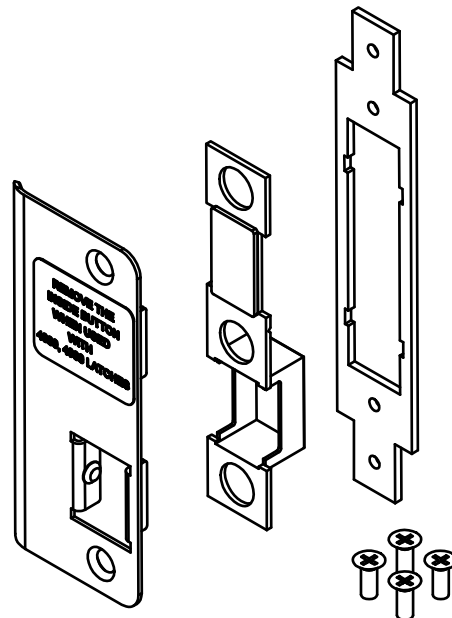
4600 Heavy Duty Deadlatch Handle

The 4600 Heavy Duty Designer Deadlatch Handles are designed with a patented adjustable drive mechanism to operate the 4300, 4500, and 4900 Series Deadlatches.

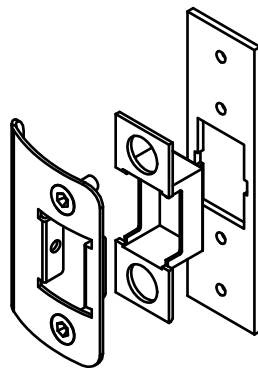
4901, 4902 Deadlatch Strikes



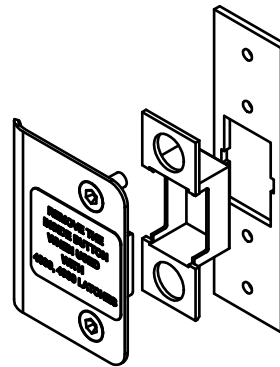
4901-02
RADIUS STRIKE



4901-01
FLAT STRIKE



4902-02
RADIUS STRIKE



4902-01
FLAT STRIKE