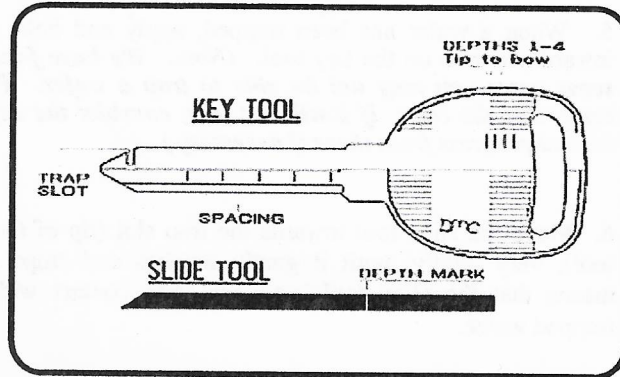


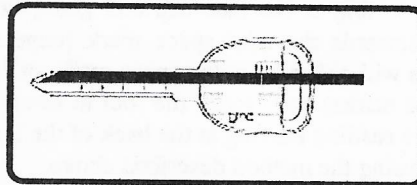
## **EEZ READER<sup>®</sup>** **SATURN 98**

**Fits all Saturn locks on the B96 keyway.  
Will read most standard Saturn Huf locks with  
side-bars.**

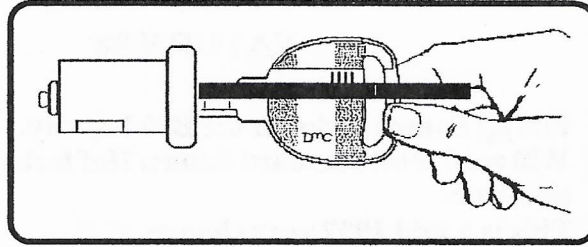
**This is a mid 1997 year change.**



1. Prepare the lock by flushing the lock with a degreaser. Exercise the wafers by inserting blank in and out of lock several times.
2. Put *EEZ Reader<sup>®</sup>* together, the slide and the key tool.



3. Remember that the ignition, door and deck locks can be either single sided or double-sided. For double-sided you will trap and read one side and then turn the tool over and read the other side.
4. Once a wafer traps, make sure to fully settle the wafer by rocking the tool back and forth and in and out. This settling step is made all the more important by the serrations on the wafer sides which allow them to "hang up" and not be fully settled.



5. When a wafer has been trapped, apply and hold slight inward pressure on the key tool. *(Note: We have found in some cases you may not be able to trap a wafer. Please remember the rule: If it will not trap, consider the depth a #1 and progress from there if necessary.)*

6. Move the slide tool towards the trap slot (tip of the key tool), very lightly, until it gently touches and stops. This means that the slide tool has come into contact with the trapped wafer.

7. Read and record the depth.

8. With pressure released on the key tool, push the slide tool in, to raise and release the trapped wafer.

9. Position the key tool to catch the next wafer. If you are reading starting at the face cap and going inward, push the tool in towards the next space mark (depending on which side, this will either be at the space mark, or in the middle of the space marks) and "rock" the tool to catch the next wafer. If you are reading starting at the back of the lock, pull the key tool out using the method described above.

10. Repeat the procedures 4 through 9 until you have read all the wafers. Remember to read both sides of the lock by turning over the tool. Please refer to the diagram on next page for wafer positions.

March, 2009

**Saturn 98**

	Bow								Tip	
<b>Ignition:</b>	1	2	3	4	5	6	7	8	9	10
Trap Slot to Dash										
Trap Slot to You										
<b>Door &amp; Trunk:</b>	1	2	3	4	5	6	7	8	9	10
Trap Slot up										
Trap Slot down										

**Blank areas indicate spacing you will read.**

**Key Blanks:**

P1110 / B96

**Code Card:**

XF215 - CF215 (GM 10 Wafer Card)

Spacing	Depths
1 -- 1.034	1 -- .315
2 -- .9415	2 -- .290
3 -- .8495	3 -- .265
4 -- .7575	4 -- .240
5 -- .6655	
6 -- .5730	
7 -- .4810	
8 -- .3890	
9 -- .2970	
10 -- .2045	

**EEZ READER®**

Invented and Manufactured by

*T. Doyle Mc Connell*

T. Doyle Mc Connell, Locksmith, Retired  
Portland, Oregon

U.S. Pat. No. 4,680,870

Canadian Pat. No. 1,278,930