

Design It Yourself Guide

for Huawei P10 Plus



DESIGN IT YOURSELF

Ringke Fusion DIY

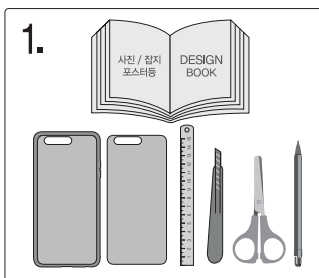
Personalized your case
Over and Over



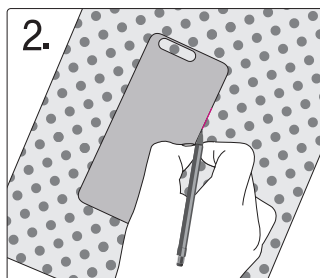
Cutting Guide Tool



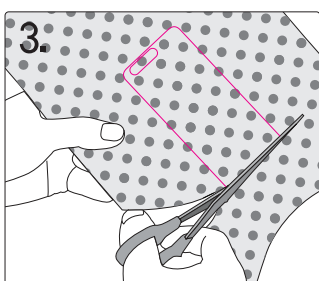
Instructions



Find an image that you want for Ringke Fusion such as photo taken or from magazines.



Draw a guideline with the guide tool provided from Rearth.
Tip, the position of the guide tool as the picture.



Cut along the line.
※The guide tool can be reused and please keep it for your another creating.



Insert the cut out paper to Ringke Fusion, Then combine your device with the Ringke Fusion case, It's done!



For video instructions - <http://bit.ly/15qu9yq>
Scan QR Code to See Video