

MODEL : AMS-221E/IP-410

List No : 1454-05

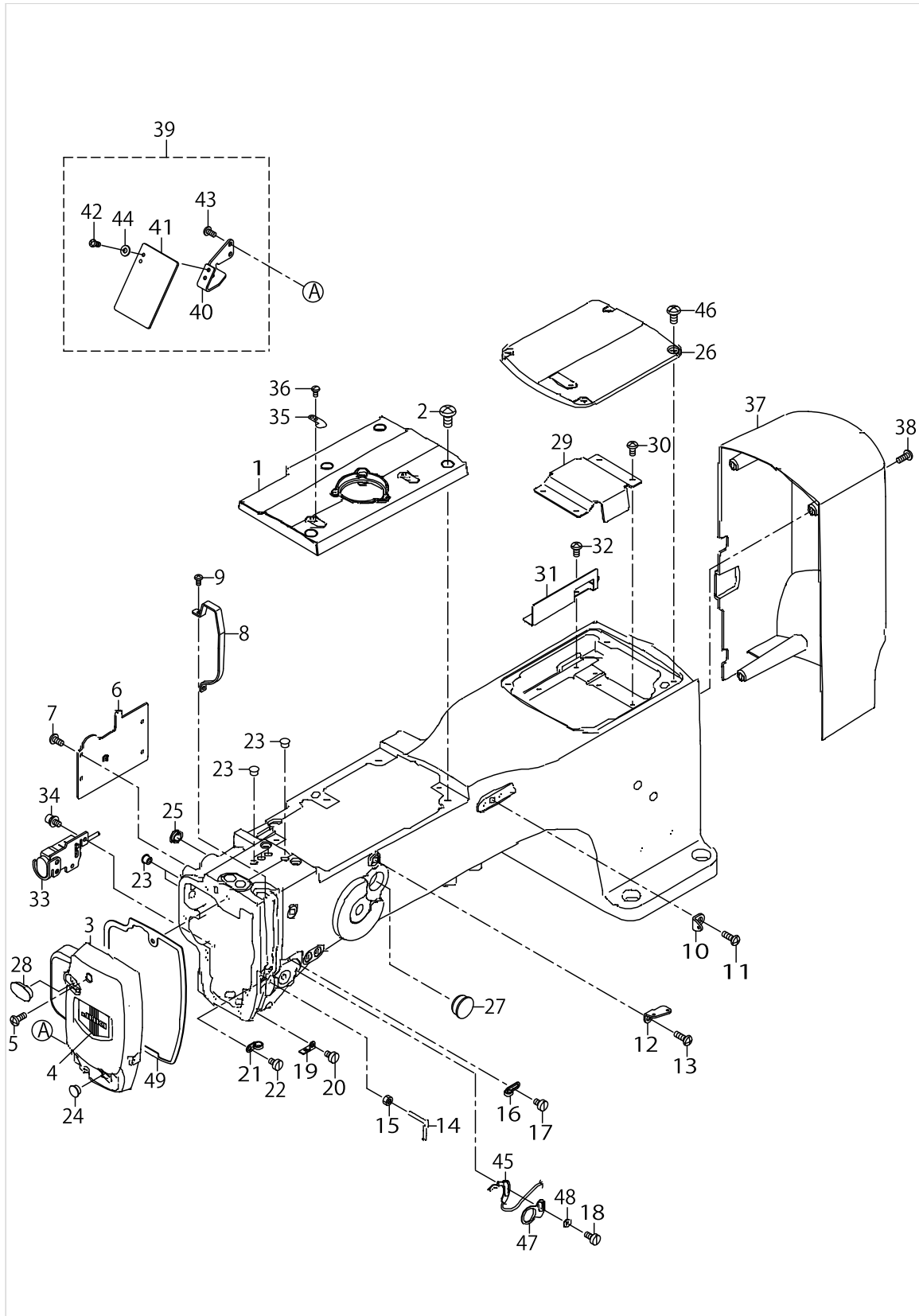
PARTS LIST

Published:09/10/2017

CONTENTS

FRAME & MISCELLANEOUS COVER COMPONENTS (1)	1
FRAME & MISCELLANEOUS COVER COMPONENTS (2)	5
FRAME & MISCELLANEOUS COVER COMPONENTS (3)	9
FRAME & MISCELLANEOUS COVER COMPONENTS (4)	13
MAIM SHAFT & NEEDLE BAR COMPONENTS	15
PRESSER MECHANISM & PRESSER VARIABLE COMPONENTS (1)	19
PRESSER MECHANISM & PRESSER VARIABLE COMPONENTS (2)	23
SHUTTLE DRIVER SHAFT COMPONENTS.....	27
WIPER MECHANISM COMPONENTS	31
TENSION RELEASE & THREAD TENSION COMPONENTS.....	33
THREAD TRIMMER MECHANISM COMPONENTS.....	37
THREAD CLAMP COMPONENTS	41
X-Y COMPONENTS (1)	43
X-Y COMPONENTS (2)	47
CLOTH FEED MECHANISM COMPONENTS (1).....	51
CLOTH FEED MECHANISM COMPONENTS (2).....	55
TABLE COMPONENTS.....	57
PNEUMATIC COMPONENTS	61
THREAD STAND COMPONENTS.....	63
OPERATION PANEL COMPONENTS.....	65
CONTROL BOX COMPONENTS	69
WIRING DIAGRAM.....	73
PEDAL COMPONENTS.....	77
ACCESSORIE PART COMPONENTS.....	79
LIST FOR INFORMATION OF CHANGE.....	81
HOW TO MAKE USE OF THIS PARTS LIST	82

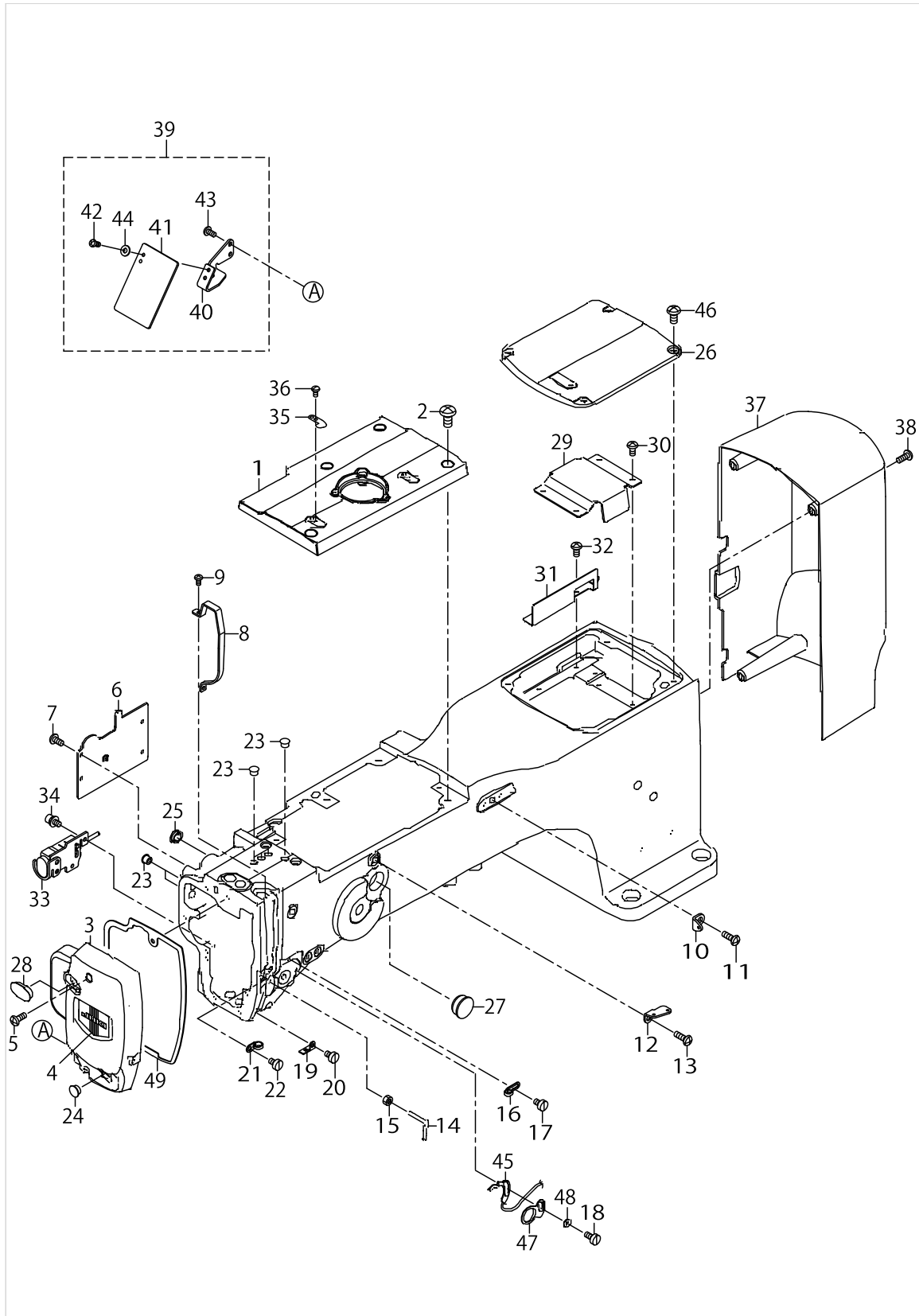
FRAME & MISCELLANEOUS COVER COMPONENTS (1)



FRAME & MISCELLANEOUS COVER COMPONENTS (1)

No.	Parts No.	Parts name	Remarks	Level	Cons	Qty
1	40032158	TOP_COVER_FRONT				1
2	SM4061255SP	SCREW M6 L=12				4
3	40026979	FACE_COVER				1
4	22902506	FACE PLATE				1
5	SM4041055SP	SCREW				2
6	40024999	PRESSER_COVER				1
7	SM4040855SP	SCREW				4
8	40030828	THREAD_TAKE_UP_LEVER_COVER				1
9	SM4030601SN	SCREW M3 X 6				2
10	40010414	THREAD_GUIDE_NO.1				1
11	SM4061255SP	SCREW M6 L=12				1
12	26211904	THREAD GUIDE PLATE				1
13	SM4061255SP	SCREW M6 L=12				1
14	40025414	L_SHAPED_THREAD_GUIDE				1
15	NM6040000SN	NUT M4				1
16	22920508	ARM THREAD GUIDE A				1
17	SM6040650TP	SCREW				1
18	SM6040860TP	SCREW M4 L=8				1
19	B1129210000	FRAME THREAD GUIDE (B)				1
20	SM6040650TP	SCREW				1
21	13705108	TAKE-UP THREAD GUIDE B				1
22	SM6040650TP	SCREW				1
23	TA0850604R0	RUBBER PLUG				6
24	TA1050504R0	RUBBER PLUG				1
25	TA1250406R0	RUBBER PLUG D=12.5 L=4				1
26	40032159	TOP_COVER_REAR				1
27	TA2351004R0	RUBBER PLUG				1
28	40028877	FACE_COVER_CAP				1
29	40010405	CRANK_ROD_COVER				1
30	SM4040855SP	SCREW				4
31	40028459	GREASE_PLATE				1
32	SM4040855SP	SCREW				2
33	40040242	STOP SW ASM				1
34	SL6040892TN	BOLT				2
35	10502300	THREAD CUTTER				1
36	SM4030601SN	SCREW M3 X 6				1
37	40027971	MOTOR_COVER				1
38	SM4041055SP	SCREW				4
39	40006484	SAFETY PLATE COMPL.				1
40	40051987	SAFETY PLATE BASE		*		1
41	B3120372000	SAFETY PLATE		*		1
42	SM4040655SP	SCREW M4 L=6		*		2
43	SM4040855SP	SCREW		*		2
44	WP0450801SD	WASHER 4.5X10X0.8		*		2
45	40040225	THB SENSOR CABLE ASM				1
46	SM4051055SP	SCREW				4
47	40028834	GUIDE_PLATE				1

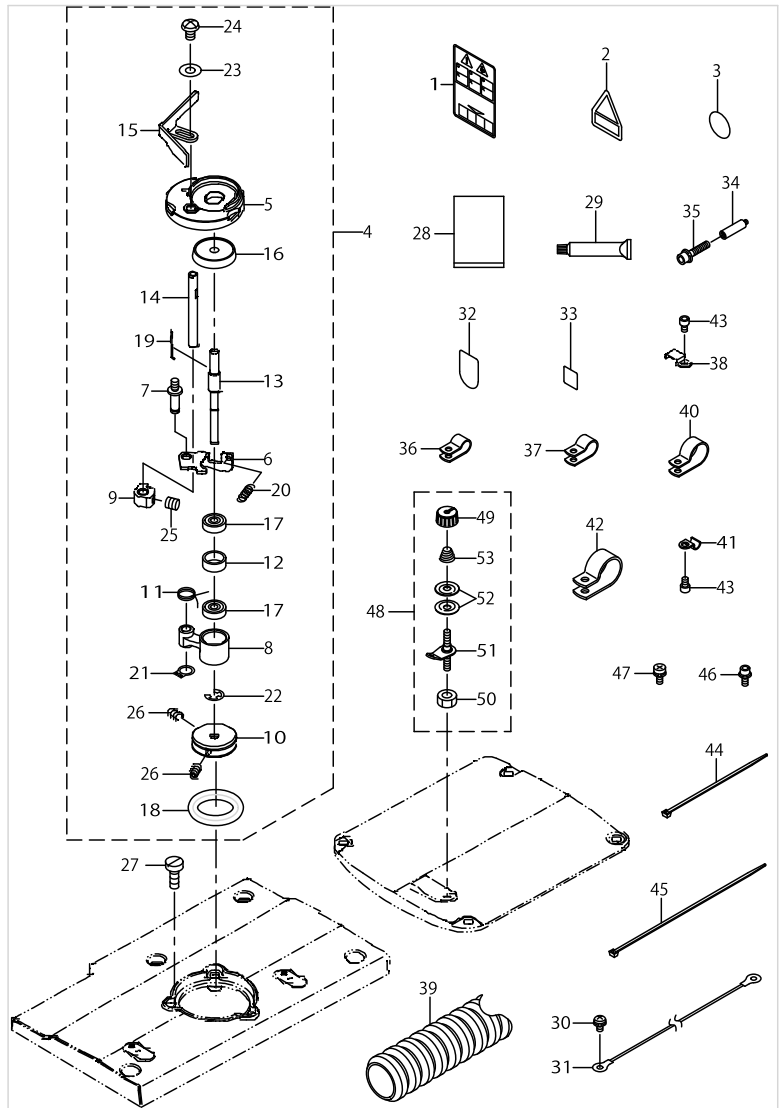
FRAME & MISCELLANEOUS COVER COMPONENTS (1)



FRAME & MISCELLANEOUS COVER COMPONENTS (1)

No.	Parts No.	Parts name	Remarks	Level	Cons	Qty
48	40028835	BUSHING				1
49	40050509	FACE PLATE CUSHION				1

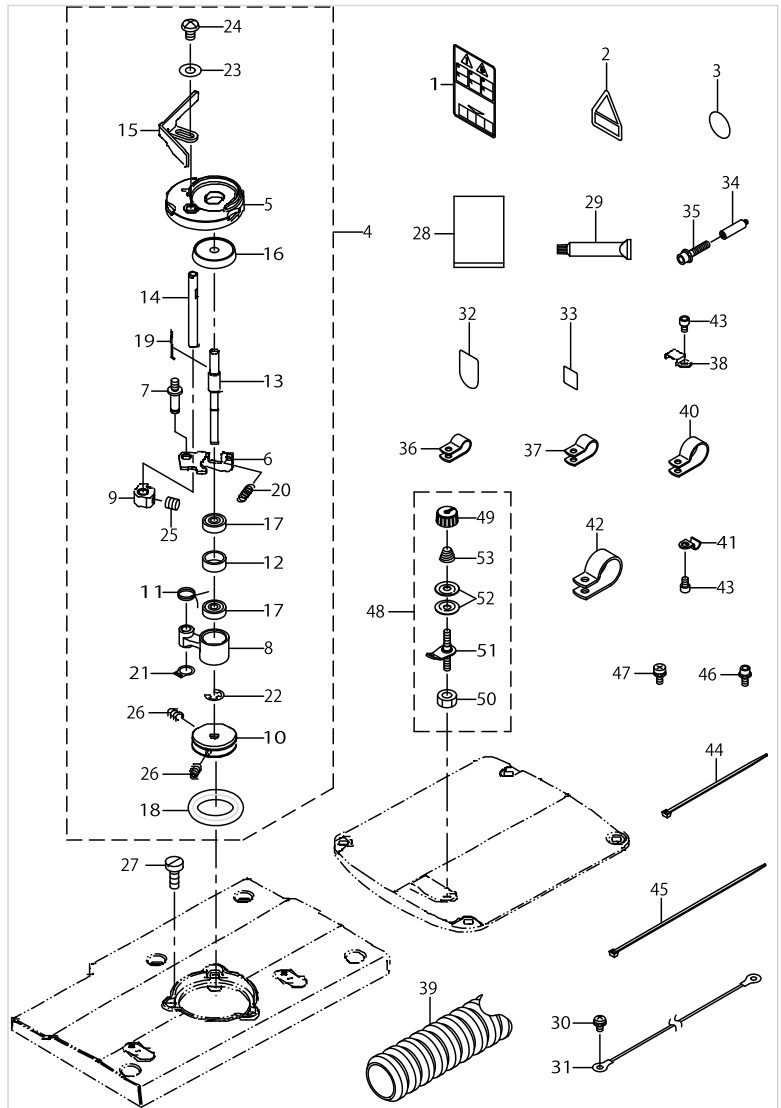
FRAME & MISCELLANEOUS COVER COMPONENTS (2)



FRAME & MISCELLANEOUS COVER COMPONENTS (2)

No.	Parts No.	Parts name	Remarks	Level	Cons	Qty
1	CM301200001	SAFETY LABEL_S				1
2	CM300200003	ATTENTION LABEL				1
3	10004109	GROUND MARK				1
4	40028338	BOBBIN_WINDER_UNIT				1
5	26260109	BTW_BASE		*		1
6	26260208	BTW_CAM_PLATE		*		1
7	26260307	BTW_BASE_SHAFT		*		1
8	26260406	BTW_SHAFT_BASE		*		1
9	26260505	BTW_CAM_LEVER		*		1
10	26260604	BTW_WHEEL		*		1
11	26260703	BTW_TORSION_SPRING		*		1
12	26260802	BTW_BEARING_SPACER		*		1
13	40023865	BTW_SHAFT		*		1
14	40023866	BTW_LEVER_SHAFT		*		1
15	40030829	BTW_LEVER		*		1
16	26261206	BTW_SPACER		*		1
17	26261305	BTW_BEARING		*		2
18	26261503	BTW_WHEEL_RUBBER		*		1
19	26261602	BOBBIN_SPRING		*		1
20	26261701	BTW_SPRING		*		1
21	RC0560711KP	RETAINING RING		*		1
22	RE0400000K0	E-RING 4		*		1
23	WP0450826SC	WASHER 4.5X10X0.8		*		1
24	SM5040655SN	SCREW		*		1
25	SM8050502TP	SCREW M5 L=5		*		1
26	SM8040802TP	SCREW M4X8		*		2
27	SM6041150TP	SCREW				3
28	40031336	FLAT_BAG				1
29	40013640	JUKI_GREASE_B_TUBE			☆	1
30	SL4040891SC	SCREW M4 L=8				1
31	40005712	EARTH CODE ASM				1
32	CM100100001	OIL INJECTION PROHIBITION LABEL				1
33	CM600100101	WEEE MARK LABEL S	FOR JE			1
34	40036110	GREASE JOINT B				1
35	SL6084092TN	BOLT				1
36	HX00150000C	CABLE BAND				2
37	HX00150000D	CABLE CLIP				5
38	B3509210000	OIL TUBE HOLDER C				5
39	HX003070000	TUBE				0.45
40	HX00150000H	CABLE CLIP				1
41	B3538112000	OIL RETURN TUBE HOLDER				2
42	HX00150000K	CABLE CLIP				1
43	SM6040602TP	SCREW M4 L=6				8
44	EA9500B0100	CABLE BAND				3
45	EA9500B0200	CABLE BAND 150				5
46	SL6041092TN	SCREW				2
47	SL4041091SC	SCREW M4 L=10				5

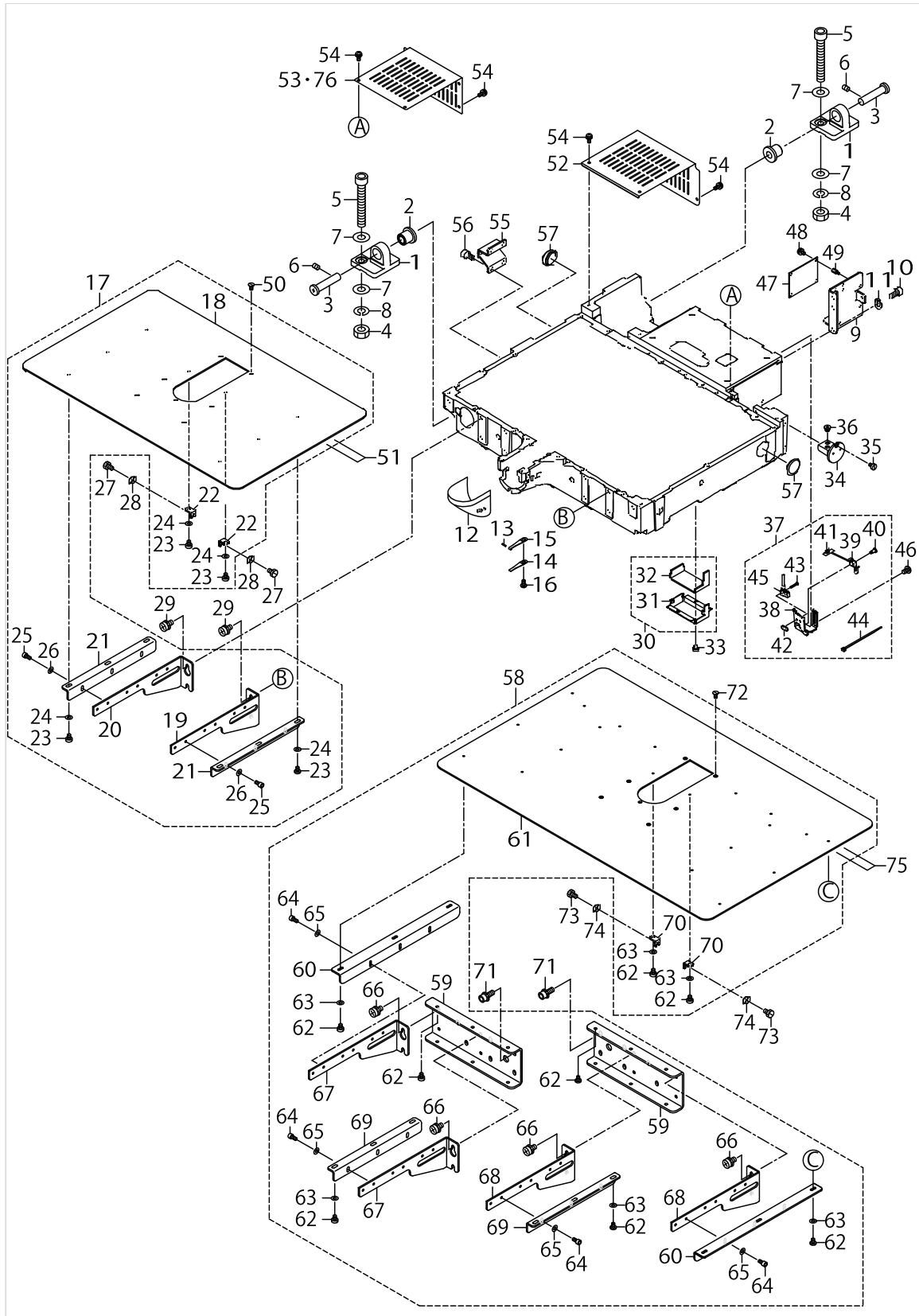
FRAME & MISCELLANEOUS COVER COMPONENTS (2)



FRAME & MISCELLANEOUS COVER COMPONENTS (2)

No.	Parts No.	Parts name	Remarks	Level	Cons	Qty
48	14113468	BOBBIN THREAD TENSION ASM.				1
49	11072402	THREAD TENSION NUT		*		1
50	NS6110310SP	NUT 11/64-40		*		1
51	14113450	BOBBIN THREAD TENSION ROD ASM.		*		1
52	B3126012000	THREAD TENSION DISK		*		2
53	D7133555B00	CONNECTING ROD SPRING		*		1

FRAME & MISCELLANEOUS COVER COMPONENTS (3)



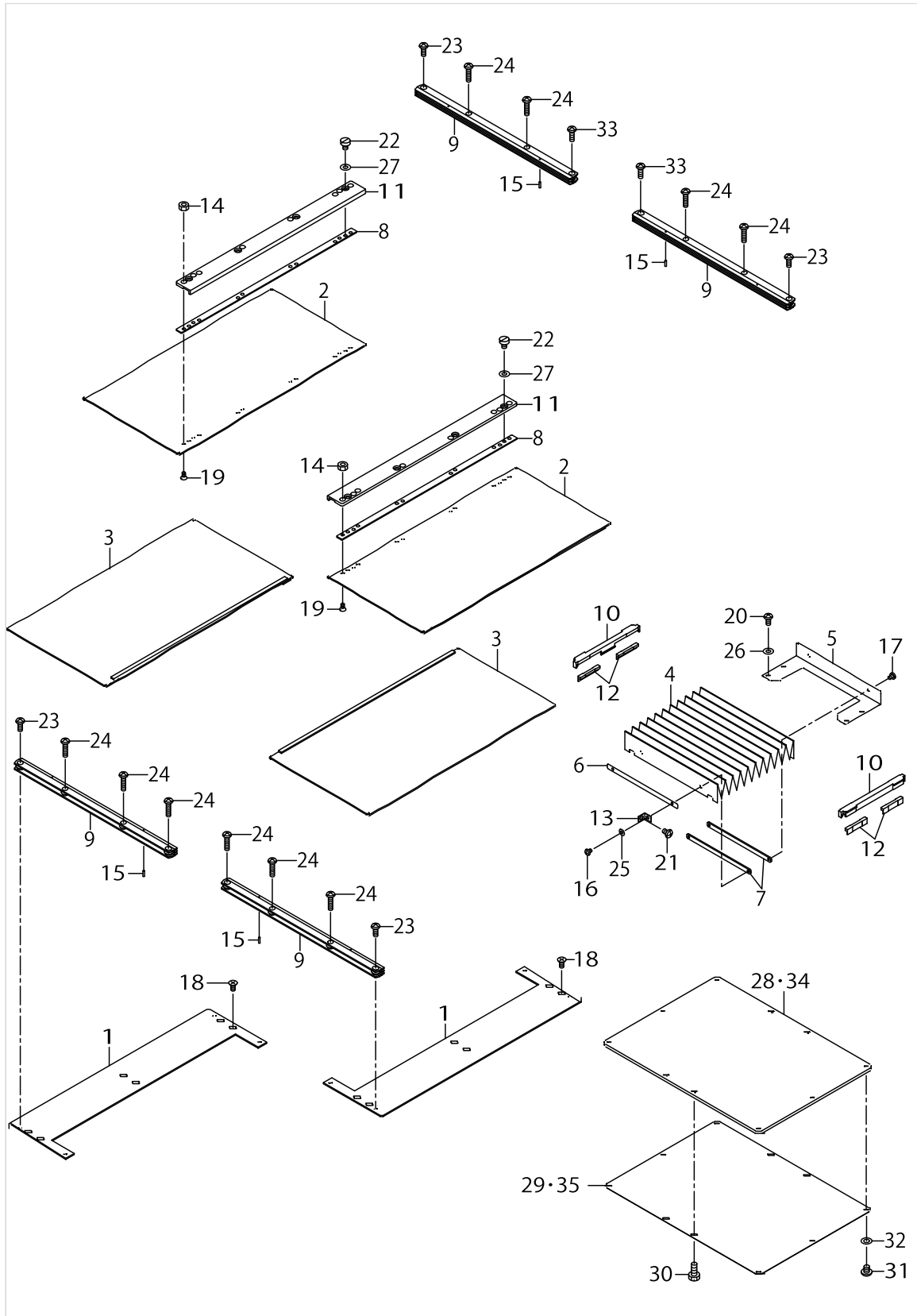
FRAME & MISCELLANEOUS COVER COMPONENTS (3)

No.	Parts No.	Parts name	Remarks	Level	Cons	Qty
1	B1111215000	BED HINGE				2
2	B1115215000	BED HINGE RUBBER PAD				2
3	B2529232000	FEED ACROSS REGULATOR SHAFT				2
4	NM6100001SD	NUT M10				4
5	SM6107002TP	SCREW M10 L=70				4
6	SM8060812TP	SCREW M6 L=8				4
7	WP1052001SC	WASHER 10,5X21X2				8
8	WS1020002KN	SPRING WASHER M10				4
9	40024997	LIFTER_BASE				1
10	SM6061202TP	SCREW M6 L=12				2
11	WP0651001SC	WASHER				2
12	13816855	CYLINDER ARM CAP				1
13	31262801	PIN				1
14	26221200	HOOK COVER PRESSER SPRING B				1
15	26221101	HOOK COVER PRESSER SPRING A				1
16	SM5040855SN	SCREW				1
17	40044152	NEEDLE_PLATE_SUPPORT_COVER_ASM	FOR AMS-221EHS,EHL,ESL			1
18	40032173	NEEDLE_PLATE_SUPPORT_COVER		*		1
19	40039546	COVER_SUPPORT_R		*		1
20	40039547	COVER_SUPPORT_L		*		1
21	B1132223C00	COVER BASE		*		2
22	40025014	COVER_SUPPORT_B		*		2
23	SM6450610TP	SCREW		*		8
24	WP0450801SP	WASHER		*		8
25	SM6040802TP	SCREW M4X0.7 L=8		*		6
26	WP0450801SP	WASHER		*		6
27	SM9050850SP	SCREW				2
28	WP0520656SA	WASHER 5.2X9.5X0.6				2
29	SL9061291SE	WASHER HEXAGONAL BOLT M6 L=12	FOR AMS-221EHS,EHL,ESL			4
30	40026829	GEAR_COVER_ASM.				1
31	40026830	GEAR_COVER		*		1
32	40026831	GEAR_COVER_FELT		*		1
33	SL4040681SC	COMBINATION SCREW M4 X 8				2
34	40006836	OIL TANK ASM.				1
35	SM6040650TP	SCREW				1
36	40006840	RUBBER BUSH				2
37	40033182	SAFETY_SW_ASM				1
38	40033183	SAFETY_SW_BASE		*		1
39	23638109	SAFETY SWITCH ARM		*		1
40	40006497	SAFETY_SW_ARM_SHAFT		*		1
41	23638208	SAFETY SWITCH SPRING		*		1
42	23638406	SAFETY SWITCH NUT		*		1
43	SM4021201SC	SCREW M2 L=12		*		2
44	EA9500B0100	CABLE BAND		*		1
45	40029633	SAFETY SW CORD ASM		*		1
46	SM4050855SP	SCREW				1
47	40040230	INT PCB ASM				1

FRAME & MISCELLANEOUS COVER COMPONENTS (3)

No.	Parts No.	Parts name	Remarks	Level	Cons	Qty
48	SL4040891SC	SCREW M4 L=8				4
49	HX003390000	STUD				4
50	SM1040870TP	SCREW				2
51	40051501	TAPE				1
52	40032160	BED_COVER_LEFT	FOR AMS-221EHS,EHL,ESL			1
53	40032161	BED_COVER_RIGHT				1
54	SL4041091SC	SCREW M4 L=10				8
55	B1116215000	FRAME SUPPORT				1
56	SM6061002TP	SCREW M6 L=10				4
57	B8267180000	RUBBER PLUG				2
58	40052237	NEEDLE_PLATE_SUPPORT_COVER ASM	FOR AMS-221E-3020			1
59	40051499	COVER_SUPPORT_BASE		*		2
60	40051502	COVER_BASE		*		2
61	40032174	NEEDLE_PLATE_SUPPORT_COVER		*		1
62	SM6450610TP	SCREW		*		18
63	WP0450801SP	WASHER		*		12
64	SM6040802TP	SCREW M4X0.7 L=8		*		12
65	WP0450801SP	WASHER		*		12
66	SL9061291SE	WASHER HEXAGONAL BOLT M6 L=12		*		8
67	40039547	COVER_SUPPORT_L		*		2
68	40039546	COVER_SUPPORT_R		*		2
69	B1132223C00	COVER BASE		*		2
70	40025014	COVER_SUPPORT_B		*		2
71	SL6061692TN	BOLT	FOR AMS-221E-3020			10
72	SM1040870TP	SCREW	FOR AMS-221E-3020			2
73	SM9050850SP	SCREW	FOR AMS-221E-3020			2
74	WP0520656SA	WASHER 5.2X9.5X0.6	FOR AMS-221E-3020			2
75	40051501	TAPE				1
76	40057380	BED_COVER_LEFT_ASM.	FOR AMS-221E-3020			1

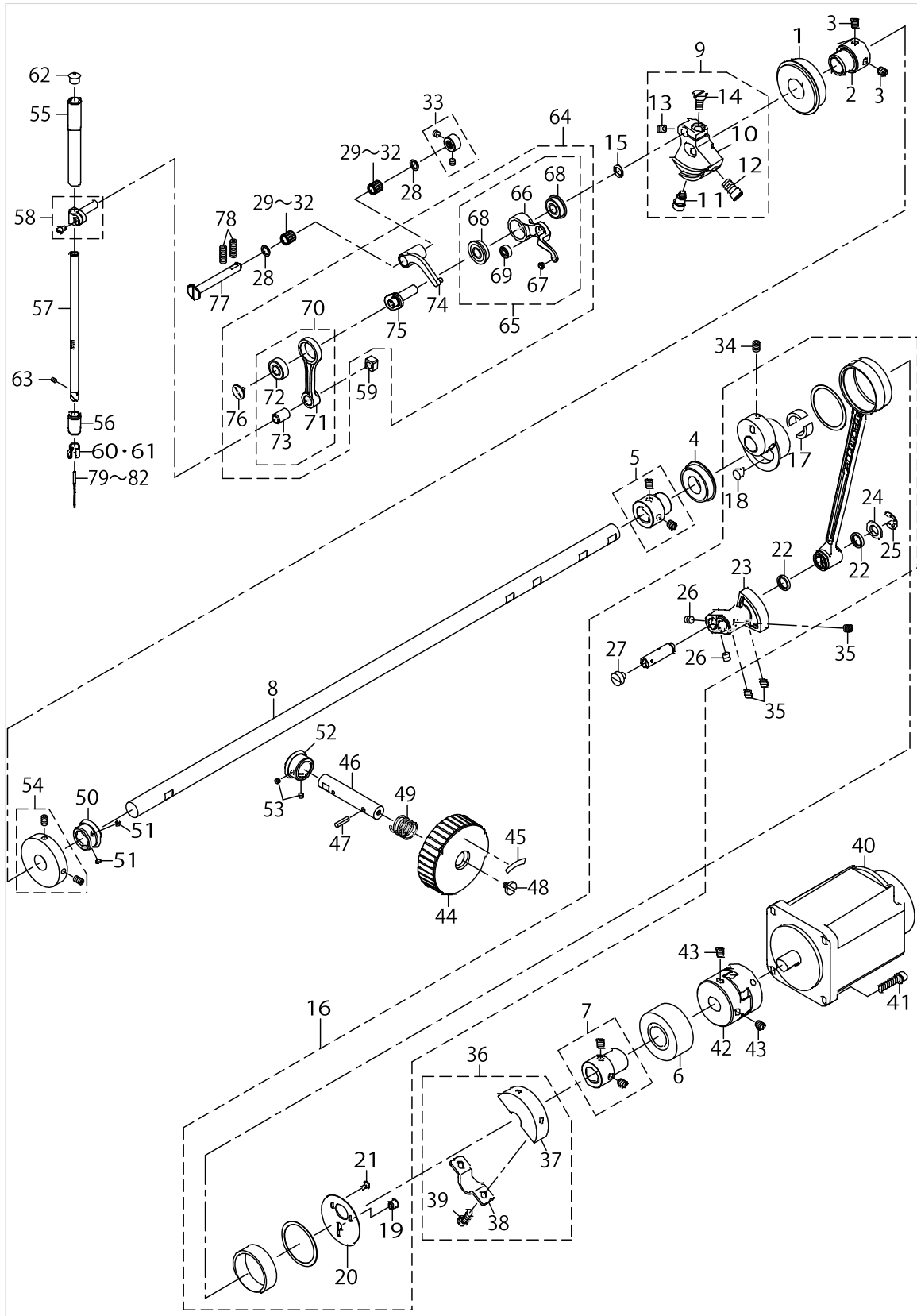
FRAME & MISCELLANEOUS COVER COMPONENTS (4)



FRAME & MISCELLANEOUS COVER COMPONENTS (4)

No.	Parts No.	Parts name	Remarks	Level	Cons	Qty
1	40032162	FEED_BASE_COVER				2
2	40032168	X_FEED_UPPER_COVER_ASM				2
3	40032163	X_FEED_LOWER_COVER_ASM				2
4	40035705	FEED COVER				1
5	40033186	FEED_COVER_STAY				1
6	B1155221D00	FEED COVER FIX PLATE				1
7	B1156221D00	FEED COVER FIX PLATE,B				2
8	40032167	FEED_COVER_RALL_STOPPER_PLATE				2
9	B1181221D00	FEED BASE SUPPORT COVER RAIL X				4
10	B1182221D00	Y GUIDE RAIL BRACKET				2
11	B1183221D00	FEED BASE SUPPORT COVER RAIL Y				2
12	B1193221D00	Y GUIDE RAIL BUSH				4
13	B1157215000	MOVEMENT COVER PLATE				2
14	NM6030003SC	NUT M3				8
15	PS0150065KP	SPRING PIN 1.5X6				4
16	SM4030401SC	SCREW M3X0.5 L=4				2
17	SM7030450SC	SCREW M3X0.5 L=4				2
18	SM1040801SP	SCREW M4X0.7 L=8				6
19	SM1030601SP	SCREW M3 L=6				8
20	SM4040855SP	SCREW				4
21	SM4040655SP	SCREW M4 L=6				2
22	SM6040650TP	SCREW				8
23	SM4041055SP	SCREW				4
24	SM4041655SP	SCREW M4 L=16				10
25	WP0330501SB	WASHER M3				2
26	WP0450801SD	WASHER 4.5X10X0.8				4
27	WP0450801SD	WASHER 4.5X10X0.8				8
28	40032176	PRESSER_PLATE	FOR AMS-221EHS,EHL,ESL			1
29	B1504221D00	PRESSER PLATE SHEET	FOR AMS-221EHS,EHL,ESL			1
30	SM9051203CP	SCREW M5 L=12				4
31	SM4050655SP	SCREW M5 L=6				6
32	WP0531000SD	WASHER M5				6
33	SM4041255SP	SCREW M4 L=12				2
34	40032177	PRESSER_PLATE	FOR AMS-221E-3020			1
35	40032178	PRESSER_PLATE_SHEET	FOR AMS-221E-3020			1

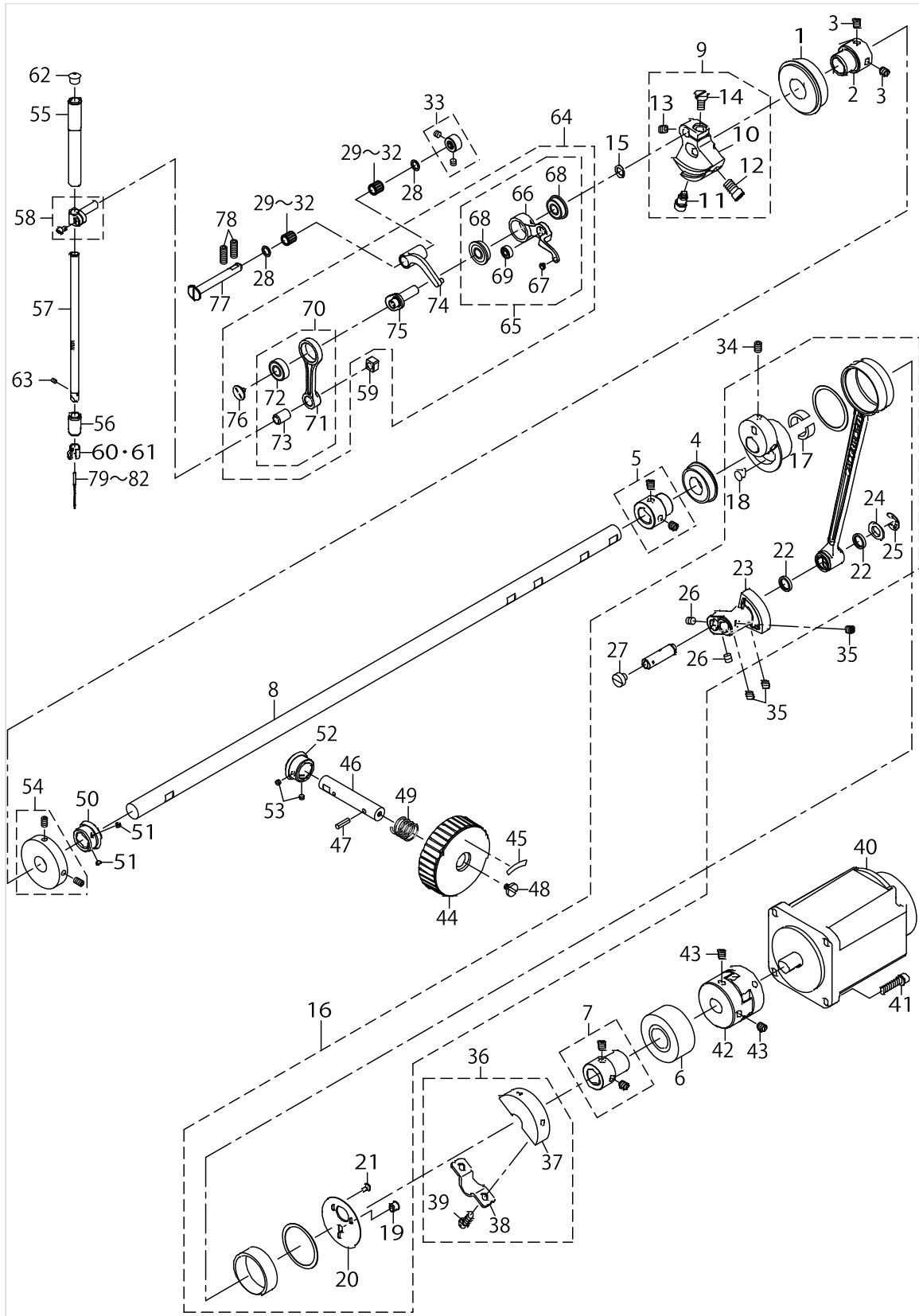
MAIN SHAFT & NEEDLE BAR COMPONENTS



MAIM SHAFT & NEEDLE BAR COMPONENTS

No.	Parts No.	Parts name	Remarks	Level	Cons	Qty
1	SB12000900	BEARING				1
2	23604200	MAIN SHAFT BEARING SUPPORT				1
3	SM8060812TP	SCREW M6 L=8				2
4	SB120001800	BEARING				1
5	40010415	BEARING_BUSH_A_ASM.				1
6	SB120001700	BEARING				1
7	40010418	BEARING_BUSH_B_ASM.				1
8	40032175	MAIN_SHAFT				1
9	40010422	COUNTER_WEIGHT_ASM.				1
10	40010423	COUNTER_WEIGHT		*		1
11	40010424	COUNTER_WEIGHT_SCREW_A		*		1
12	40010425	COUNTER_WEIGHT_SCREW_B		*		1
13	40010426	COUNTER_WEIGHT_SCREW_C		*		1
14	40010427	COUNTER_WEIGHT_SCREW_D		*		1
15	WP0820516SP	WASHER 11.6X8.2X0.6				1
16	40031136	CRANK_ROD_ALL_ASM.				1
17	40006555	UNDER CAM FELT		*		2
18	TA0670604R0	PLUG D=6.7 L=6		*		1
19	TA0670604R0	PLUG D=6.7 L=6		*		1
20	40010421	CRANK_ROD_SUPPORT_PLATE		*		1
21	SM1030601SP	SCREW M3 L=6		*		3
22	10108009	OIL SEAL		*		2
23	40006561	OSCILLATOR		*		1
24	40026818	WASHER		*		1
25	RE0800000K0	E-SHAPED SNAP RING (8MM)		*		1
26	SM8480652TP	SCREW		*		2
27	SM6060550TP	SCREW M6 L=4.5		*		1
28	22891204	BEARING SUPPORT				2
29	SB30700020A	BEARING	SELECTIVE PARTS			2
30	SB30700020B	BEARING	SELECTIVE PARTS			2
31	SB30700020C	BEARING	SELECTIVE PARTS			2
32	SB30700020D	BEARING	SELECTIVE PARTS			2
33	40010434	THRUST_COLLAR_ASM.				1
34	SM8060812TP	SCREW M6 L=8				2
35	SM8480652TP	SCREW				3
36	40010437	CRANK_BALANCER_ASM.				1
37	40010438	CRANK_BALANCER		*		1
38	40010439	CRANK_BALANCER_FIX_PLATE		*		1
39	40010440	CRANK_BALANCER_FIX_PLATE_SCREW		*		2
40	40052937	550W_SERVO_MOTOR				1
41	SL6052592TN	BOLT				4
42	23604309	COUPLING				1
43	SM8060812TP	SCREW M6 L=8				4
44	B1212210D00	PULLEY				1
45	B1144210000	REVOLVING DIRECTION LABEL				1
46	B1213210D00	PULLEY SHAFT				1
47	PS0400142KH	SPRING PIN 4X14				1

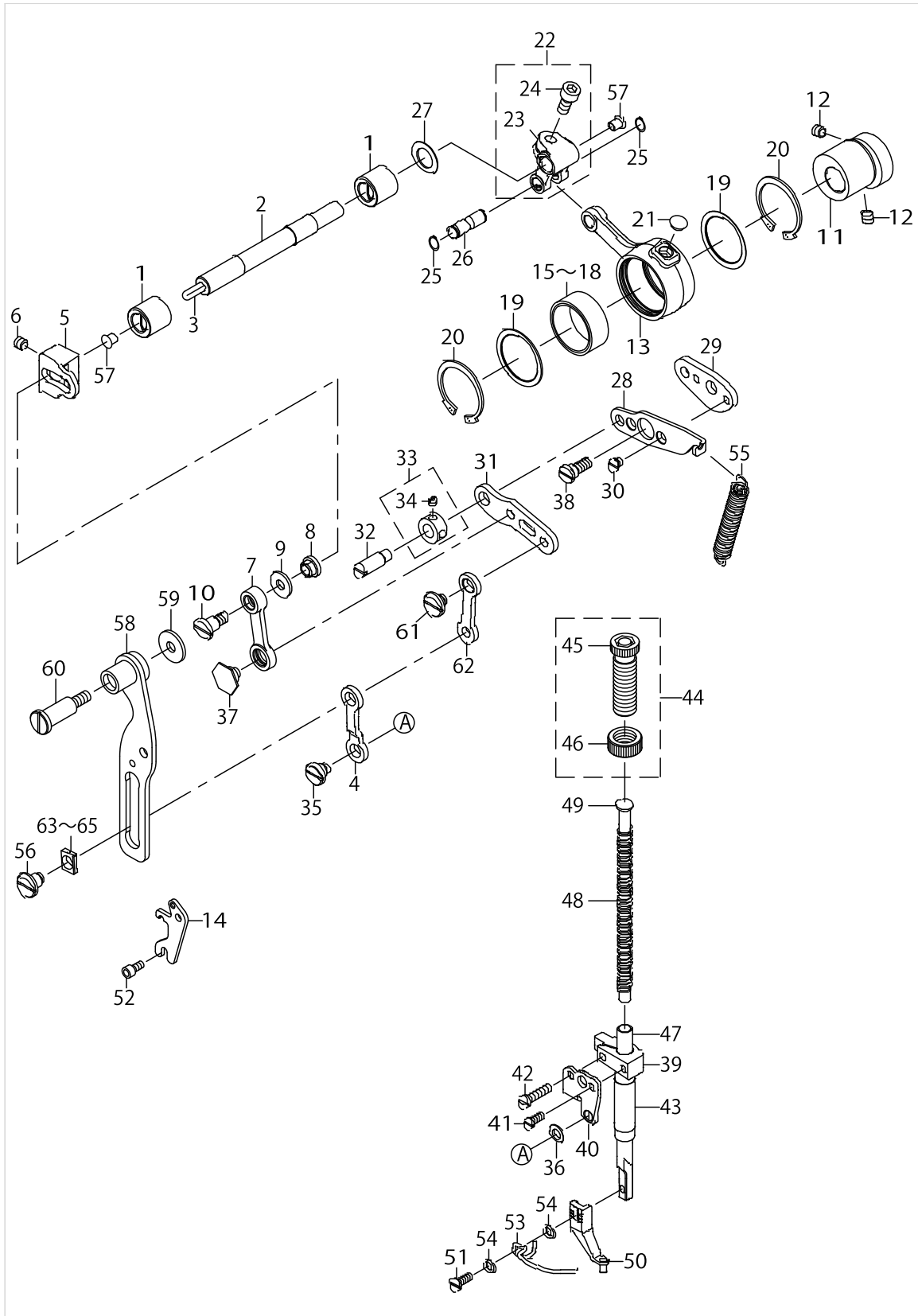
MAIN SHAFT & NEEDLE BAR COMPONENTS



MAIM SHAFT & NEEDLE BAR COMPONENTS

No.	Parts No.	Parts name	Remarks	Level	Cons	Qty
48	A1230500000A	HANDWHEEL SETSCREW				1
49	GAF01007000	SPRING				1
50	40006515	GEAR_A				1
51	SM8040310SS	SCREW M4 L=3				2
52	40006516	GEAR_B				1
53	SM8040310SS	SCREW M4 L=3				2
54	40010533	BTW_DRIVING_WHEEL_ASM.				1
55	40010441	NEEDLE_ROD_METAL				1
56	40010442	NEEDLE_ROD_LOWER_METAL				1
57	40026882	NEEDLE_BAR				1
58	B14115520A0	NEEDLE BAR CONNECTING ASM.				1
59	B1414555000	SLIDE BLOCK				1
60	B1405210000	THREAD GUIDE A	TYPE S			1
61	40026884	NEEDLE_BAR_SHREAD_GUIDE_H	TYPE H			1
62	22901409	NEEDLE BAR UPPER BUSH CAP				1
63	SM8030412TP	SCREW			☆	1
64	40006529	THREAD_TAKE_UP_COMPL.				1
65	40006530	THREAD_TAKE_UP_LEVER_ASM.		*		1
66	40006531	THREAD_TAKE_UP_LEVER		*		1
67	B1908505000	THREAD PASS BUSH		*		1
68	SB108002200	BEARING		*		2
69	SB104001600	BEARING		*		1
70	40006534	NEEDLE_BAR_CRANK_ROD_ASM.		*		1
71	40006535	NEEDLE_BAR_CRANK_ROD		*		1
72	SB108002300	BEARING		*		1
73	22891006	NEEDLE BAR CRANK ROD BUSH		*		1
74	40006532	THREAD_TAKE_UP_CRANK		*		1
75	40006537	NEEDLE_ROD_CRANK		*		1
76	B1903552000	LEFT SCREW		*		1
77	40011902	THREAD_TAKE_UP_CRANK_SHAFT				1
78	SM8061612TP	SCREW M6X16				2
79	MDP500B1400	NEEDLE DPX5 #14	TYPE S(FOR ST)		☆	1
80	MDP170B1800	NEEDLE DPX17 #18	TYPE H(FOR ST)		☆	1
81	MC200501000	NEEDLE #100	TYPE S(FOR JE)		☆	1
82	MC372001100	NEEDLE 135X17 #110	TYPE H(FOR JE)		☆	1

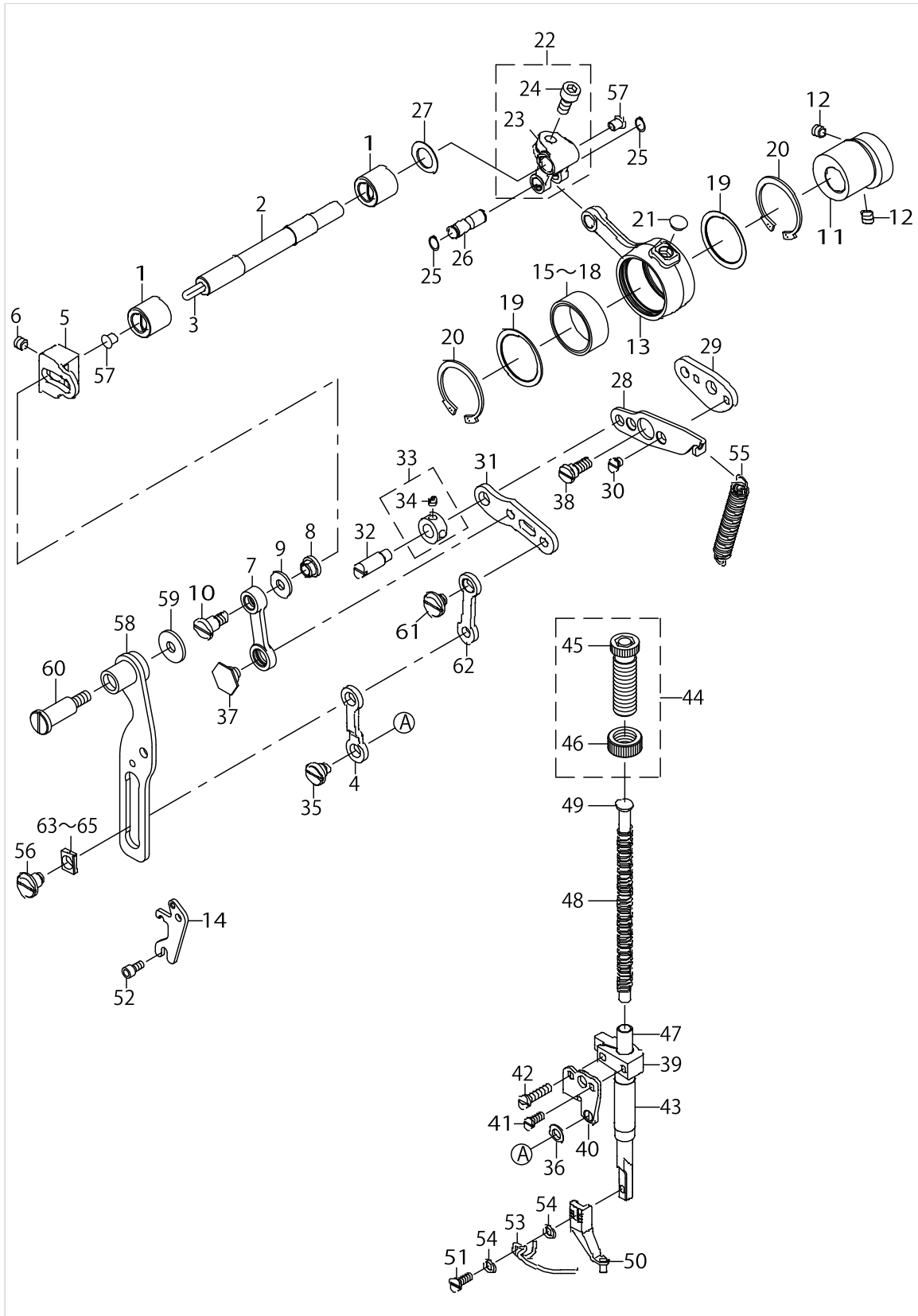
PRESSER MECHANISM & PRESSER VARIABLE COMPONENTS (1)



PRESSER MECHANISM & PRESSER VARIABLE COMPONENTS (1)

No.	Parts No.	Parts name	Remarks	Level	Cons	Qty
1	40025431	BUSHING				2
2	40025427	INTERMEDIATE_PRESSER_SHAFT				1
3	CQ303000000	OIL WICK				0.18
4	40030617	INTERMEDIATE_PRESSER_LINK_D				1
5	40025012	ADJUSTING_ARM				1
6	SM8060812TP	SCREW M6 L=8				1
7	40068835	INTERMEDIATE_PRESSURE_LINK				1
8	40025415	ADJUSTING_NUT				1
9	WP0611626SP	WASHER 15X6X1.6				1
10	SD0800746TP	SHOULDER SCREW				1
11	40025428	ECCENTRIC_CAM				1
12	SM8060812TP	SCREW M6 L=8				2
13	40025011	CRANK_CONNECTING_ROD				1
14	40068833	POSITIONING_LINK_SPRING_HOOK				1
15	B1636581A00	NEEDLE BEARING A	SELECTIVE PARTS			1
16	B1636581B00	NEEDLE BEARING B	SELECTIVE PARTS			1
17	B1636581C00	NEEDLE BEARING	SELECTIVE PARTS			1
18	B1636581D00	NEEDLE BEARING	SELECTIVE PARTS			1
19	40012965	BEARING_SUPPORT_PLATE				2
20	RC3781518KP	RETAINING RING				2
21	TA0750404R0	PLUG D=7.5 L=3.5				1
22	13122452	FEED BRANCH CRANK ASM.				1
23	13122403	FEED BRANCH CRANK		*		1
24	SM6061402TP	SCREW M6 L=14		*		1
25	RC0650811KP	RETAINING RING				2
26	40025429	ROD_CONNECTING_SHAFT				1
27	WP1221016SP	WASHER				1
28	40068834	POSITIONING_LINK				1
29	40024988	POSITIONING_LINK_B				1
30	SS1110640TP	SCREW 11/64-40 L= 5.5				2
31	40030620	INTERMEDIATE_PRESSER_LINK_B				1
32	B1408180000	HINGE SCREW				1
33	CS079073ASH	THRUST COLLAR ASM.				1
34	SS8110410TP	SCREW 11/64-40 L= 3.5		*		2
35	SD0800386TP	SHOULDER SCREW D=8 H=3.75				1
36	40029419	LINK_CONNECTING_PLATE_WASHER				1
37	SD1000506TP	SHOULDER SCREW D=10 H=4.95				1
38	SD0800408TP	SHOULDER SCREW				1
39	23610108	PRESSER BAR GUIDE BRACKET				1
40	40024991	LINK_CONNECTING_PLATE				1
41	SS6090910SP	SCREW 9/64-40 L=9				1
42	SS7111810TP	SCREW 11/64-40 L=18				1
43	40032798	PRESSER_BUSHING				1
44	22907554	PRESSER SPRING REG NUT ASM.				1
45	22907505	PRESSER SPRING REGULATOR		*		1
46	22907604	PRESSER SPRING REGULATOR NUT		*		1
47	40030623	INTERMEDIATE_PRESSER_BAR				1

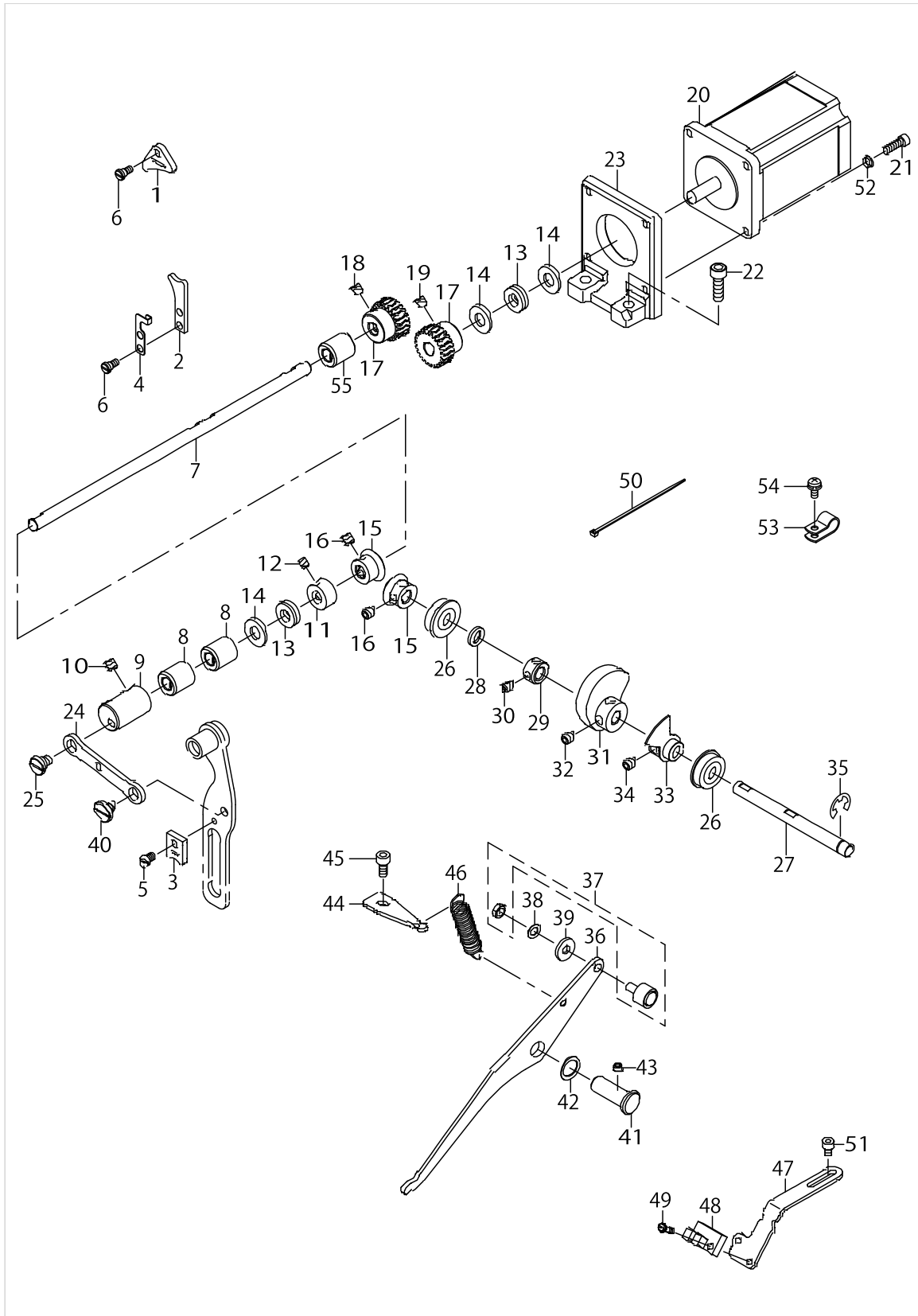
PRESSER MECHANISM & PRESSER VARIABLE COMPONENTS (1)



PRESSER MECHANISM & PRESSER VARIABLE COMPONENTS (1)

No.	Parts No.	Parts name	Remarks	Level	Cons	Qty
48	B161121000A	INNER PRESSER SPRING				1
49	40023631	PRESSER GUIDE BAR				1
50	40023632	INTERMEDIATE PRESSER A			☆	1
51	SM7751160TP	SCREW				1
52	SM6040802TP	SCREW M4X0.7 L=8				2
53	B1634210D00	FINGER GUARD				1
54	WP0430800SC	WASHER M4				2
55	40030621	INTERMEDIATE_PRESSER_SPRING B				1
56	SD0800656TP	SHOULDER SCREW				1
57	TA0550604R0	RUBBER PLUG				1
58	40068829	PRESSURE_VARIABLE_PLATE_ASM.				1
59	40068832	WASHER				1
60	SD1002206TP	SHOULDER SCREW D=10 H=22				1
61	SD0800336TP	SHOULDER SCREW				1
62	40030616	INTERMEDIATE_PRESSER_LINK_C				1
63	40030628	SLIDE_BLOCK_A	SELECTIVE PARTS			1
64	40030629	SLIDE_BLOCK_B	SELECTIVE PARTS			1
65	40030630	SLIDE_BLOCK_C	SELECTIVE PARTS			1

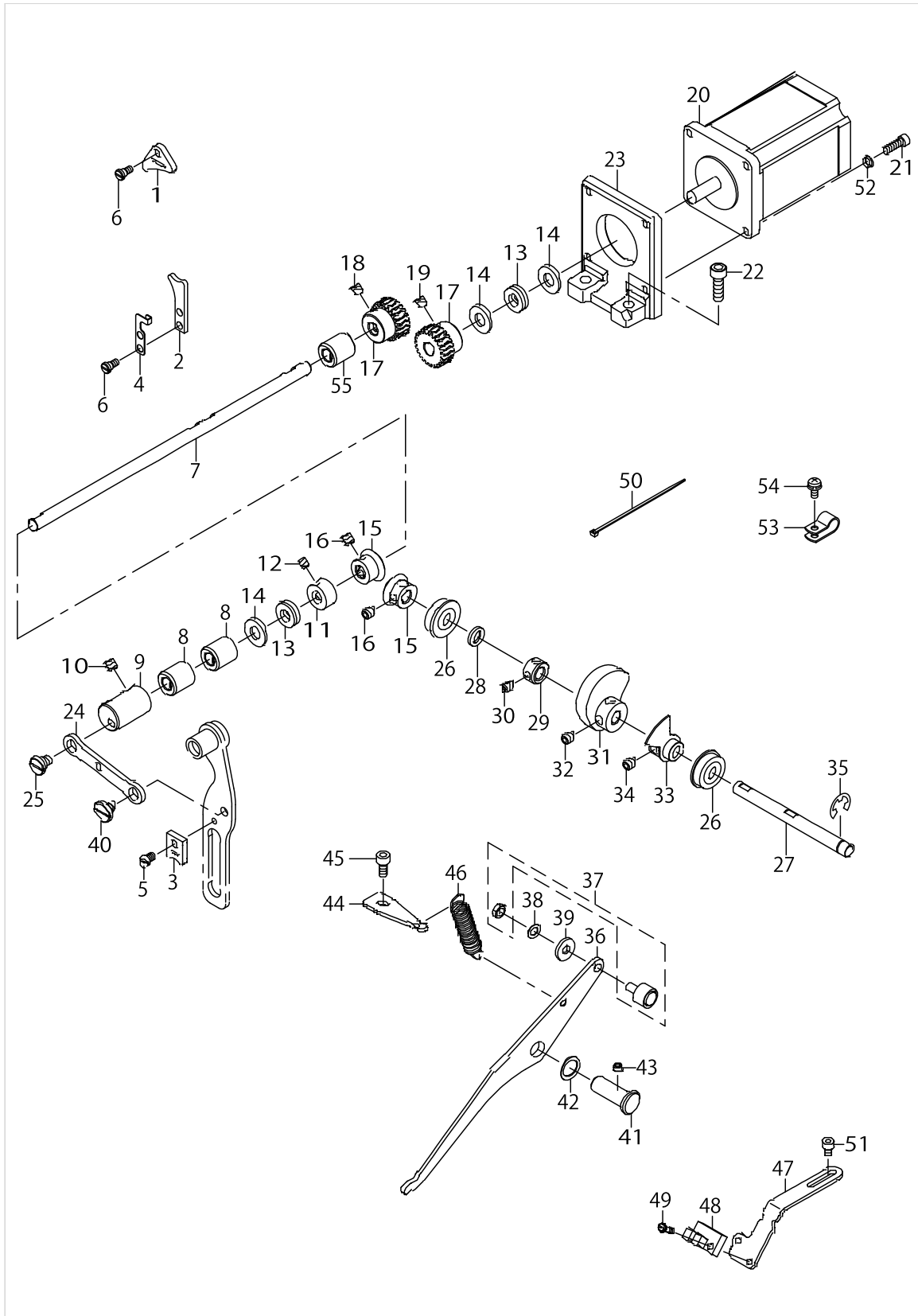
PRESSER MECHANISM & PRESSER VARIABLE COMPONENTS (2)



PRESSER MECHANISM & PRESSER VARIABLE COMPONENTS (2)

No.	Parts No.	Parts name	Remarks	Level	Cons	Qty
1	40030625	FACE_FELT_A				1
2	40030626	FACE_FELT_B				1
3	40030627	FACE_FELT_C				1
4	40026817	FACE_FELT_B_SUPPORT				1
5	40029420	FELT_SCREW_C				1
6	40032483	FELT_SCREW_AB				3
7	40032179	PRESSER_VARIABLE_SHAFT				1
8	40025423	BUSHING B				2
9	40026819	PRESSER_VARIABLE_ARM				1
10	SM8480652TP	SCREW				2
11	CS0800881TP	THRUST COLLAR				1
12	SM8050412TP	SCREW M5 L=4				2
13	SB408000100	BEARING				2
14	WP0850002SP	WASHER 8.5X18X1.6				3
15	40030615	PRESSER_LIFT_GEAR				2
16	SM8060812TP	SCREW M6 L=8				4
17	40032180	PRESSER_MOTOR_GEAR_A				2
18	SM8060812TP	SCREW M6 L=8				2
19	SM8060602TP	SCREW M6X6				2
20	40040226	INSIDE PRESSURE MOTOR				1
21	SM6041402TP	SCREW M4 L=14				4
22	SM6061802TP	SCREW M6 L=18				2
23	40032181	PRESSER_MOTOR_BRACKET				1
24	40024989	PRESSER_VARIABLE_LINK				1
25	SD0800337TP	SHOULDER SCREW				1
26	SB108000500	RADIAL BEARING				2
27	40025426	PRESSER_LIFT_SHAFT				1
28	WZ0850302K0	WAVED WASHER 8.5X12.5X0.3				1
29	CS0800881TP	THRUST COLLAR				1
30	SM8050412TP	SCREW M5 L=4				2
31	40025016	LIFTING_CAM				1
32	SM8060812TP	SCREW M6 L=8				2
33	40025418	SENSOR_SLIT_ASM				1
34	SM8060812TP	SCREW M6 L=8				2
35	RE0700000K0	E-RING 7				1
36	40025030	LIFTING_LINK				1
37	40027870	CAM FOLLOWER				1
38	WP0520656SA	WASHER 5.2X9.5X0.6				1
39	WP0522016SH	WASHER				1
40	SD0800387TP	SHOULDER SCREW D=8 H=3.75				1
41	B1641562000	FEED REGULATING ARM SHAFT				1
42	26226001	WASHER				1
43	SM8050412TP	SCREW M5 L=4				1
44	40025420	LIFTER_LINK_SPRING_HOOK				1
45	SM6050802TP	SCREW M5X0.8 L=8				1
46	40003970	TENSION RELEASE RETURN				1
47	40025419	SENSOR_INSTALLING_BASE				1

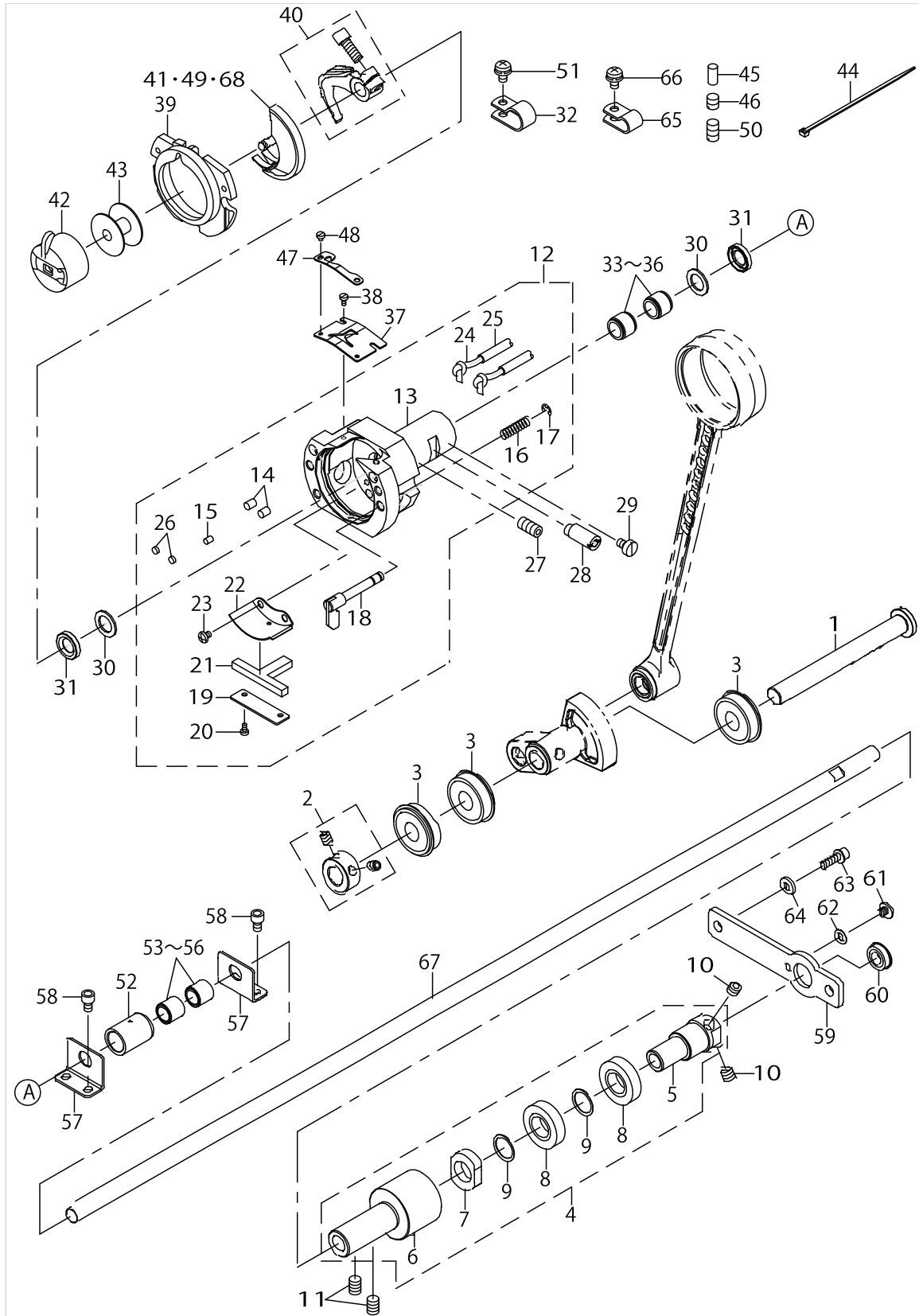
PRESSER MECHANISM & PRESSER VARIABLE COMPONENTS (2)



PRESSER MECHANISM & PRESSER VARIABLE COMPONENTS (2)

No.	Parts No.	Parts name	Remarks	Level	Cons	Qty
48	HD00057000A	PHOTO SENSOR				1
49	SL4031091SC	SCREW M3 X 10				1
50	EA9500B0100	CABLE BAND				2
51	SM6040602TP	SCREW M4 L=6				2
52	WP0450846SP	WASHER				4
53	HX00150000D	CABLE CLIP				2
54	SL4040891SC	SCREW M4 L=8				2
55	40043321	BUSHING_C				1

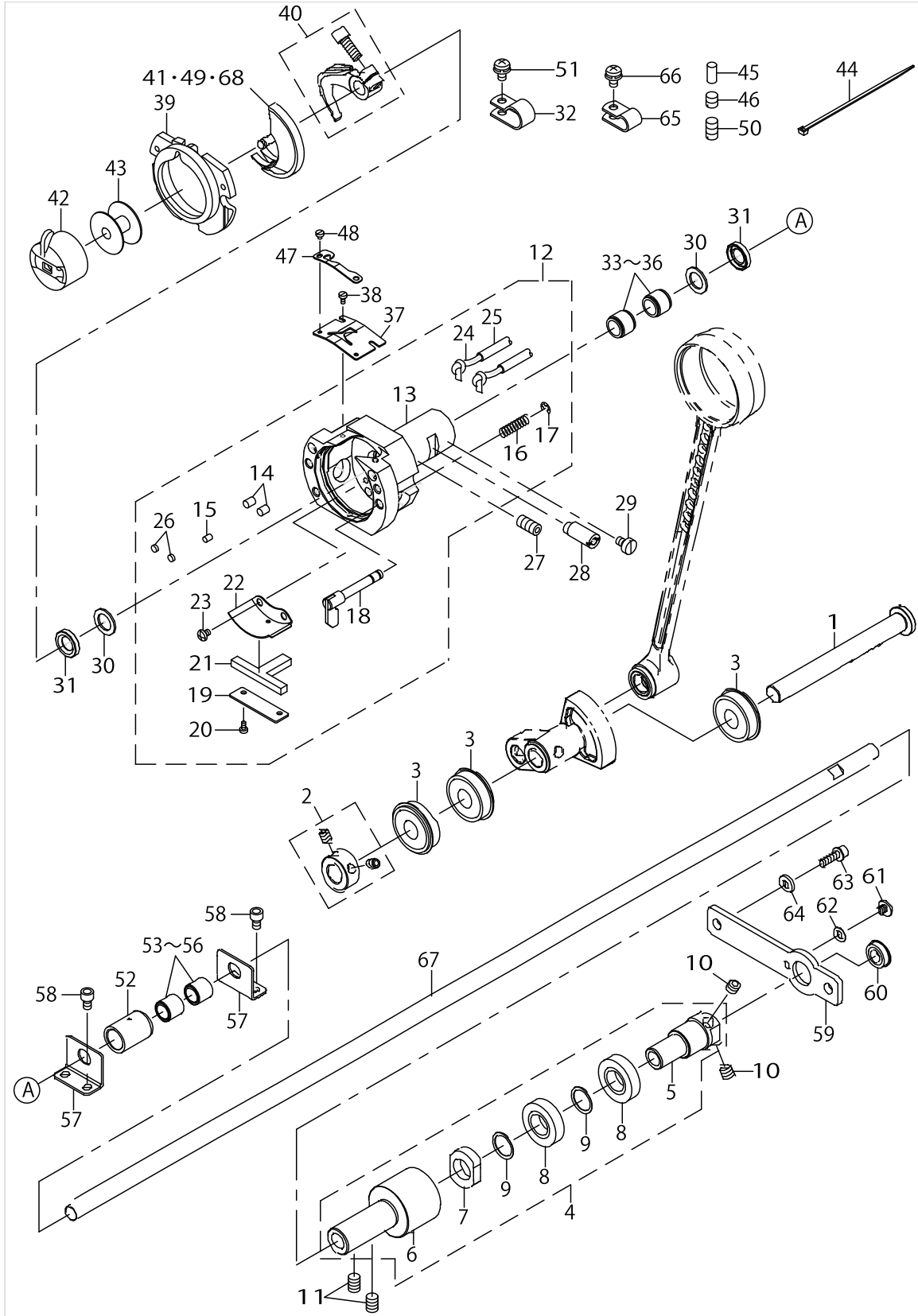
SHUTTLE DRIVER SHAFT COMPONENTS



SHUTTLE DRIVER SHAFT COMPONENTS

No.	Parts No.	Parts name	Remarks	Level	Cons	Qty
1	40043869	OSCILLATOR_SHAFT				1
2	40010464	THRUST_COLLAR_ASM.				1
3	SB110002400	BEARING				3
4	40072009	LOWEW_SHAFT_GEAR_ASM				1
5	40006567	LOWER_SHAFT_GEAR		*		1
6	40006569	LOWER_SHAFT_REAR_METAL		*		1
7	40024063	NUT		*		1
8	SB112001700	BEARING		*		2
9	40006317	LOWER SHAFT GEAR RING		*		2
10	SM8060812TP	SCREW M6 L=8				2
11	SM8060812TP	SCREW M6 L=8				2
12	40034846	SHUTTLE_ASM				1
13	40006574	SHUTTLE		*		1
14	B1820210D00	SHUTTLE OIL FELT,A		*		2
15	B1821210D00	SHUTTLE OIL FELT,B		*		1
16	B1822215P00	INNER HOOK PRESSER SPRING		*		2
17	RE0300000K0	E-RING 3		*		2
18	26501858	INNER-HOOK-PRESSER COMPL.		*		2
19	14104004	ONCE THROUGH OIL FELT PRESSER		*		1
20	SM6020460TP	SCREW		*		2
21	14103907	SHUTTLE ONCE THROUGH OIL FELT		*		1
22	40006577	SHUTTLE_LUBRICATING_PLATE		*		1
23	SM4030455SP	SCREW		*		2
24	CQ200000000	OIL WICK		*		5.7
25	23630007	TUBE		*		2.22
26	13529607	SHUTTLE PACKING		*		2
27	SM8061212TP	SCREW M6X12				1
28	40010471	SHUTTLE_RACE_ADJUSTING_SHAFT				1
29	SM6040650TP	SCREW				1
30	40010472	SHUTTLE_BEARING_RING				2
31	40006576	SHUTTLE_OIL_SEAL				2
32	HX00150000D	CABLE CLIP				1
33	SB30800100A	BEARING	SELECTIVE PARTS			2
34	SB30800100B	BEARING	SELECTIVE PARTS			2
35	SB30800100C	BEARING	SELECTIVE PARTS			2
36	SB30800100D	BEARING	SELECTIVE PARTS			2
37	40036117	SHUTTLE UPPER SPRING				1
38	SM6020460TP	SCREW				2
39	14103352	INNER HOOK PRESSER ASM., B				1
40	40014963	SHUTTLE DRIVER ASM.				1
41	40061991	SHUTTLE(H)	TYPE H		☆	1
42	B1828210DAA	BOBBIN CASE ASM.			☆	1
43	B1806210D00	BOBBIN			☆	1
44	EA9500B0100	CABLE BAND				2
45	40006578	OIL_WICK_PRESSER				1
46	SM8060610TP	SCREW				1
47	40036118	LOWER THREAD HOLDER				1

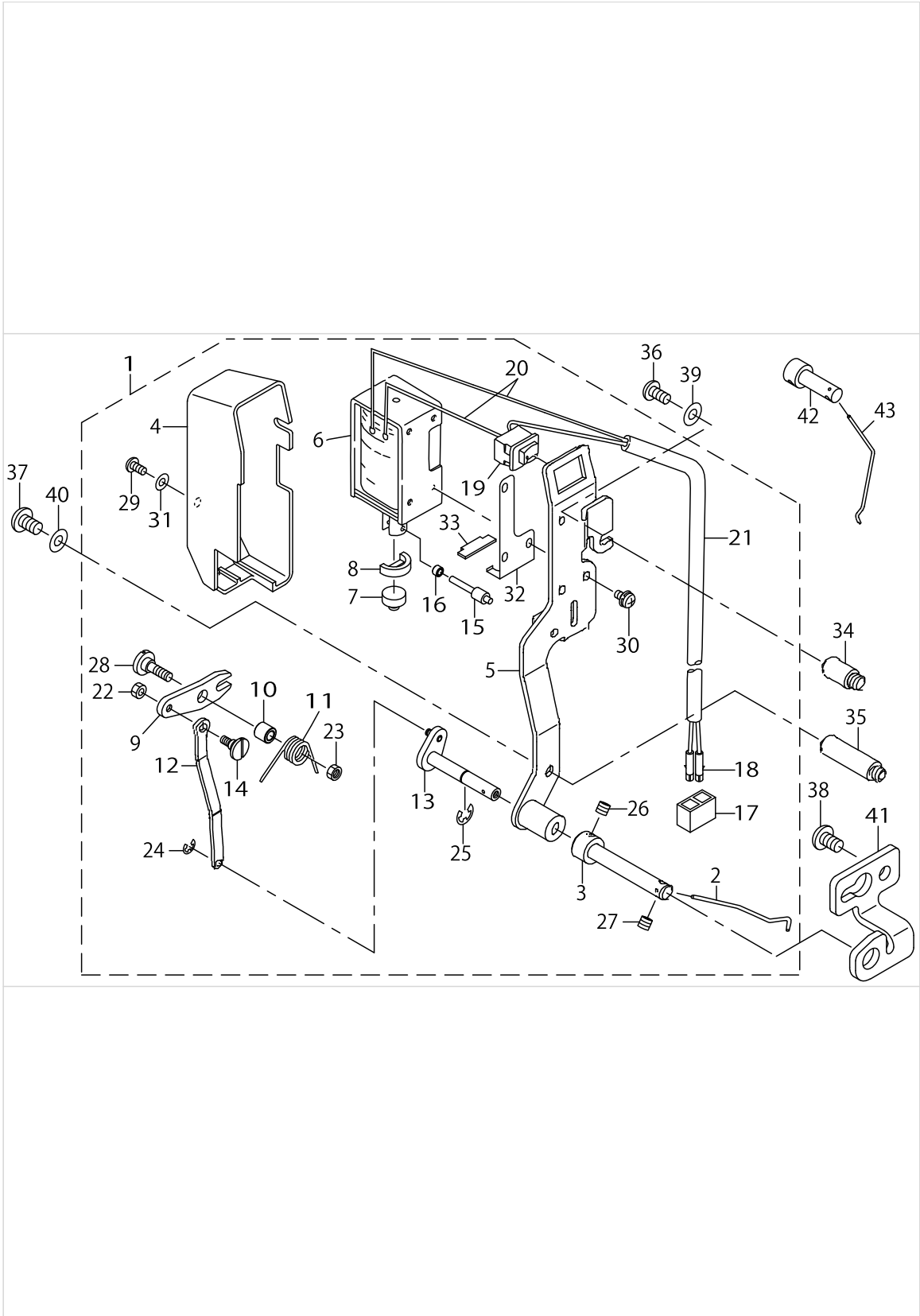
SHUTTLE DRIVER SHAFT COMPONENTS



SHUTTLE DRIVER SHAFT COMPONENTS

No.	Parts No.	Parts name	Remarks	Level	Cons	Qty
48	SM6020250TP	SCREW				2
49	40014964	SHUTTLE	TYPE S		☆	1
50	SM8061050TP	SCREW				1
51	SL4040891SC	SCREW M4 L=8				1
52	B1847221D00	LOWER SHAFT MIDDLE METAL				1
53	B1411804A00	BEARING (A)	SELECTIVE PARTS			2
54	B1411804B00	NEEDLE DRIVING LEVER BEARING B	SELECTIVE PARTS			2
55	B1411804C00	NEEDLE DRIVING LEVER BEARING C	SELECTIVE PARTS			2
56	B1411804D00	BEARING (D)	SELECTIVE PARTS			2
57	40032185	LOWER_SHAFT_NEEDLE_SUPPORT				2
58	SM6040602TP	SCREW M4 L=6				4
59	40032184	LOWER_SHAFT_REAR_BEARING_BRACKET				1
60	SB108000200	SIDE BEARING				1
61	SM6040460TP	SCREW				1
62	WP0450801SD	WASHER 4.5X10X0.8				1
63	SL6041692TN	SCREW				2
64	WP0482086SD	WASHER 4.8X11.5X2				2
65	HX00150000B	CABLE CLIP				2
66	SL4040891SC	SCREW M4 L=8				2
67	40032182	LOWER_SHAFT				1
68	40014965	SHUTTLE(H)	OPTIONAL PARTS			1

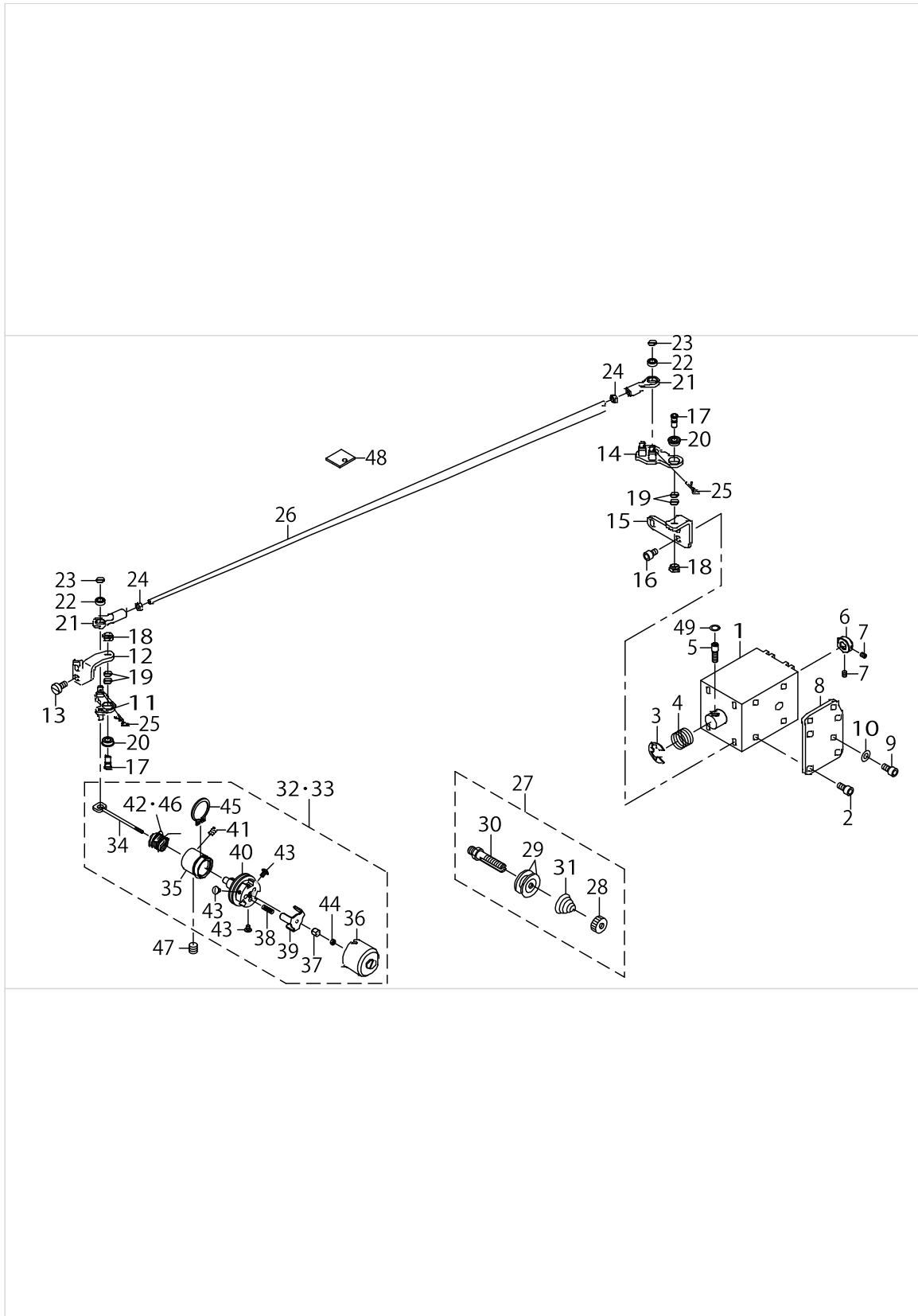
WIPER MECHANISM COMPONENTS



WIPER MECHANISM COMPONENTS

No.	Parts No.	Parts name	Remarks	Level	Cons	Qty
1	40043359	WIPER_ASM.				1
2	B2107210D00	WIPER		*		1
3	40025416	WIPER_SHAFT_CAP		*		1
4	22955504	WIPER COVER		*		1
5	40030780	WIPER_BASE_ASM.		*		1
6	40030956	WIPER_SOLENOID		*		1
7	22955900	WIPER RUBBER A		*		1
8	22956007	WIPER RUBBER B		*		1
9	22956106	WIPER LINK A		*		1
10	22956205	WIPER HINGE SCREW COLLAR		*		1
11	B2130210D00	WIPER SPRING		*		1
12	40030779	WIPER_LINK_B		*		1
13	11111051	WIPER DRIVING SHAFT ASM.		*		1
14	22956908	WIPER LINK B HINGE SCREW		*		1
15	22957104	WIPER SOLENOID SHAFT		*		1
16	22957203	WIPER LINK COLLAR		*		1
17	HK034610020	2-POLE NYLON PLUG		*		1
18	HK03464000B	PIN CONTACT		*		2
19	HA006000000	SWITCH		*		1
20	HW200390000	ELECTRIC WIRE		*		0.04
21	HW500070000	2-CORE CABTYRE CORD		*		2.1
22	NS6090310SP	NUT 9/64-40		*		1
23	NS6110310SP	NUT 11/64-40		*		1
24	RE0250000K0	E-RING 2.5		*		1
25	RE0500000K0	E-RING		*		1
26	SM8040412TP	SET SCREW M4 L=4		*		1
27	SM8040412TP	SET SCREW M4 L=4		*		1
28	SD0650321TP	HINGE SCREW D=6.5 H=3.2		*		1
29	SM4030601SN	SCREW M3 X 6		*		1
30	SL4030641SE	SCREW		*		3
31	WP0320501SC	WASHER M3		*		1
32	40037500	RUBBER HOLDER		*		1
33	40037501	STOPPER RUBBER		*		1
34	40025440	WIPER_STUD_TOP				1
35	40025441	WIPER_STUD_BOTTOM				1
36	SM4040855SP	SCREW				1
37	SM4050855SP	SCREW				1
38	SM4050855SP	SCREW				2
39	WP0450801SP	WASHER				1
40	WP0531001SC	WASHER				1
41	B2110210D00	WIPER SHAFT SUPPORT BRACKET				1
42	40076294	WIPER_SHAFT_CAP	OPTIONAL PARTS			1
43	B2107210D0B	WIPER	OPTIONAL PARTS			1

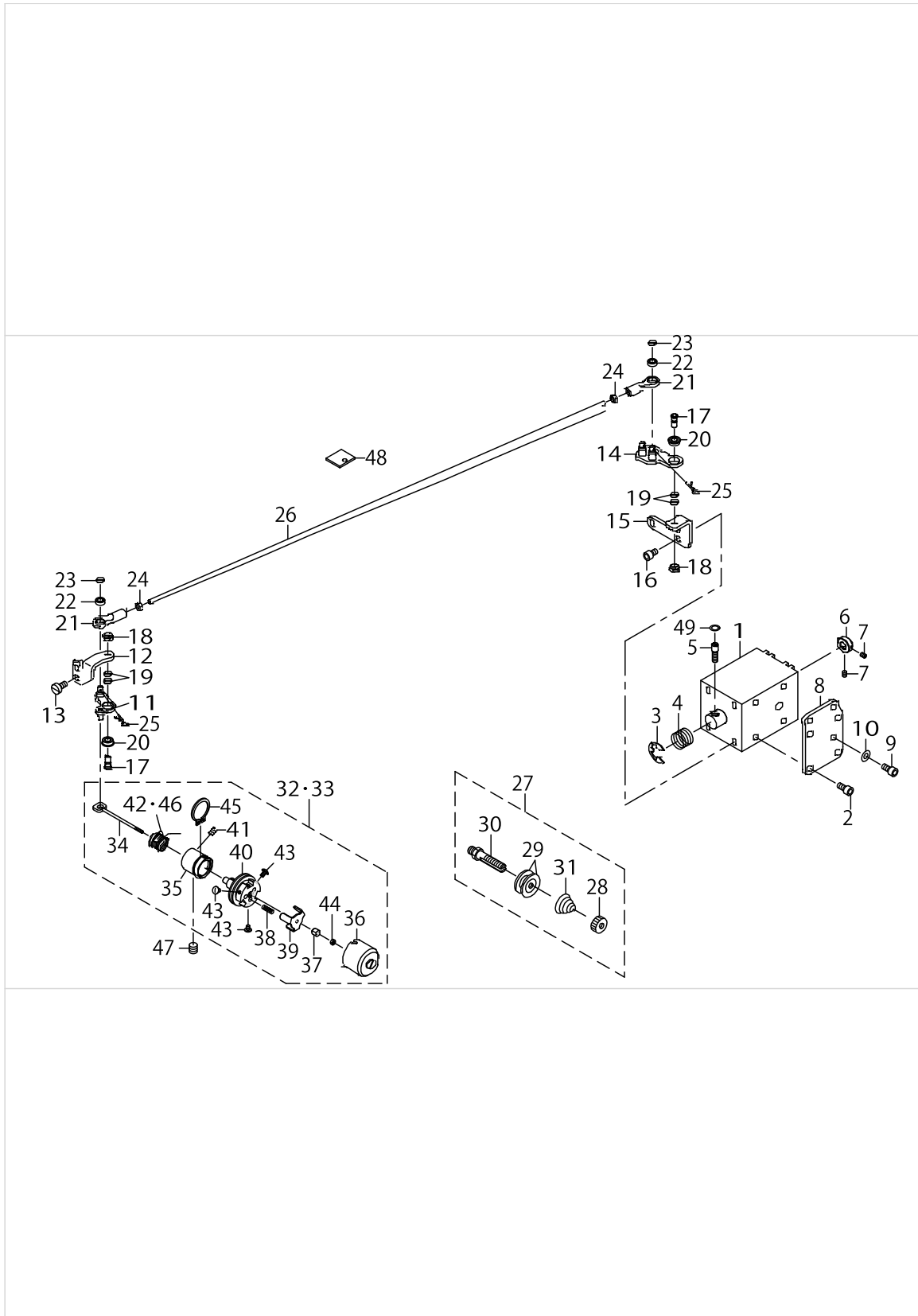
TENSION RELEASE & THREAD TENSION COMPONENTS



TENSION RELEASE & THREAD TENSION COMPONENTS

No.	Parts No.	Parts name	Remarks	Level	Cons	Qty
1	40032539	AT_SOLENOID				1
2	SM6040802TP	SCREW M4X0.7 L=8				4
3	RE0900000K0	E-RING 9				1
4	40006625	SPRING				1
5	40006617	AT_SOL_PIN				1
6	40010477	AT_SOL_COLLAR				1
7	SM8030412TP	SCREW				2
8	40010479	AT_PLATE				1
9	SM6040802TP	SCREW M4X0.7 L=8				2
10	WP0430801SC	WASHER 4.3X9X0.8				2
11	40032343	AT_DRIVE_LINK_F_ASM				1
12	40023993	AT_PIVOT_BASE(F)				1
13	SM6040860TP	SCREW M4 L=8				2
14	40032345	AT_DRIVE_LINK_R_ASM				1
15	40043938	AT_PIVOT_BASE(R)				1
16	SM6040802TP	SCREW M4X0.7 L=8				2
17	40010487	AT_PIVOT_SCREW				2
18	NM6040003SC	NUT M4				2
19	40010489	AT_PIVOT_SCREW_WASHER				4
20	40010490	AT_PIVOT_BEARING				2
21	40010497	AT_JOINT				2
22	40010498	AT_JOINT_BEARING				2
23	40010489	AT_PIVOT_SCREW_WASHER				2
24	40010499	AT_JOINT_NUT				2
25	40006622	AT_SNAP_PIN				2
26	40032190	AT_CONNECTION_BAR				1
27	40010503	THREAD_TENSION_1_ASM.				1
28	22928808	NUT		*		1
29	22921506	THREAD TENSION DISK		*		2
30	40010504	THREAD_TENSION_SHAFT		*		1
31	26218602	FIRST THREAD TENSION SPRING		*		1
32	40029411	THREAD_TENSION_2_ASM.H	TYPE H			1
33	40010508	THREAD_TENSION_2_ASM.	TYPE S			1
34	40010509	TENSION RELEASE PIN		*		1
35	40010510	THREAD_TENSION_POST_BASE		*		1
36	40010511	DISK_STOPPER_HOLDER_CAP		*		1
37	40010512	THREAD_TENSION_SHAFT_COLLAR		*		1
38	40010513	DISK_STOPPER_SPRING		*		3
39	40010514	DISK_STOPPER		*		1
40	40010515	ASSY_THREAD_TENSION_POST		*		1
41	40010478	AT_SOL_COLLAR_SCREW		*		1
42	40029412	THREAD_TAKE-UP_SPRING_H	TYPE H	*	☆	1
43	40010521	HOLD_CAP_SCREW		*		3
44	40010522	SHAFT_NUT		*		1
45	40010523	POST_BASE_C_RING		*		1
46	22921605	THREAD TAKE-UP SPRING	TYPE S	*	☆	1
47	SM8061612TP	SCREW M6X16				1

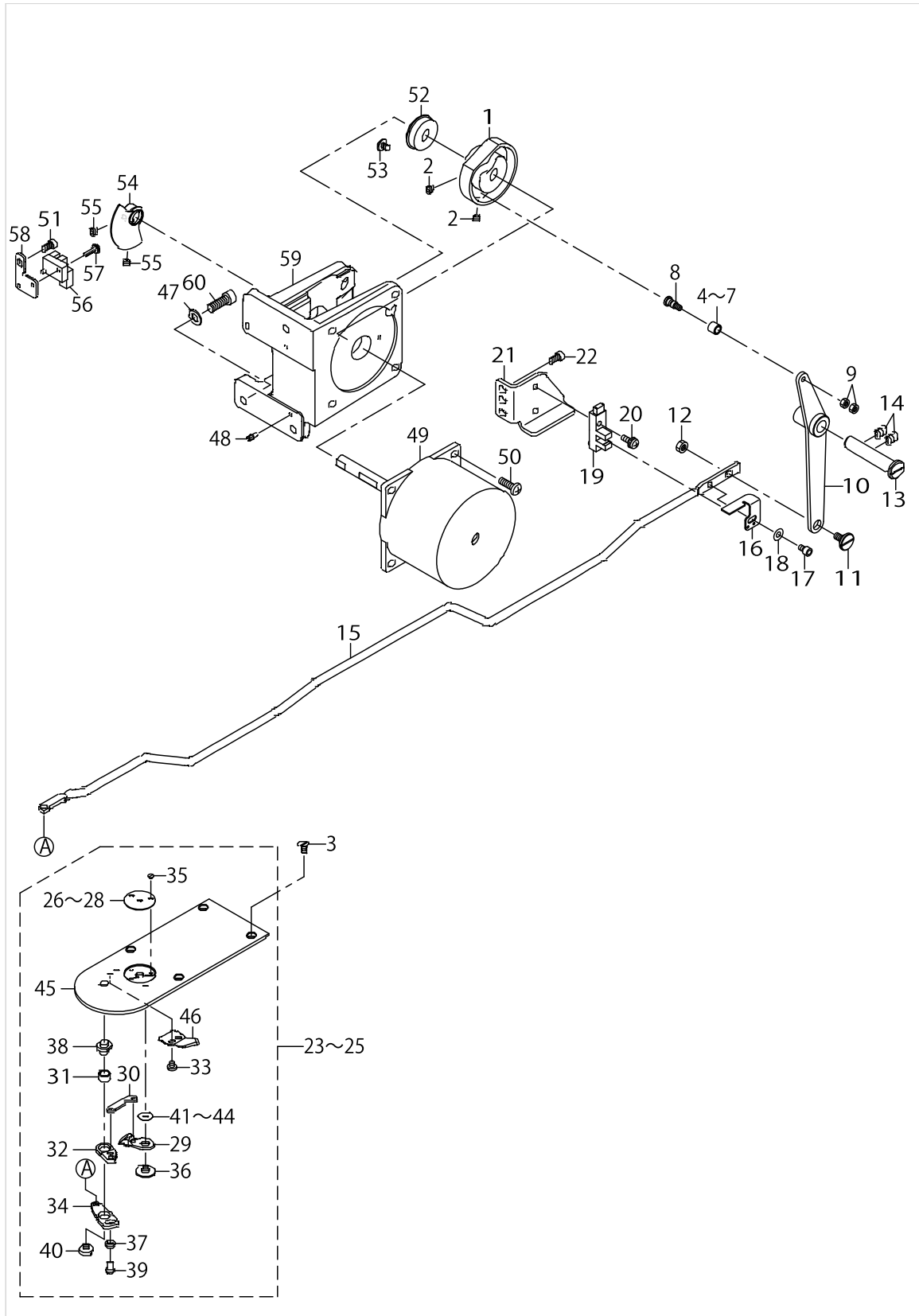
TENSION RELEASE & THREAD TENSION COMPONENTS



TENSION RELEASE & THREAD TENSION COMPONENTS

No.	Parts No.	Parts name	Remarks	Level	Cons	Qty
48	40013967	AT FELT				1
49	WP0510516SD	WASHER 5.1X7.5X0.5				2

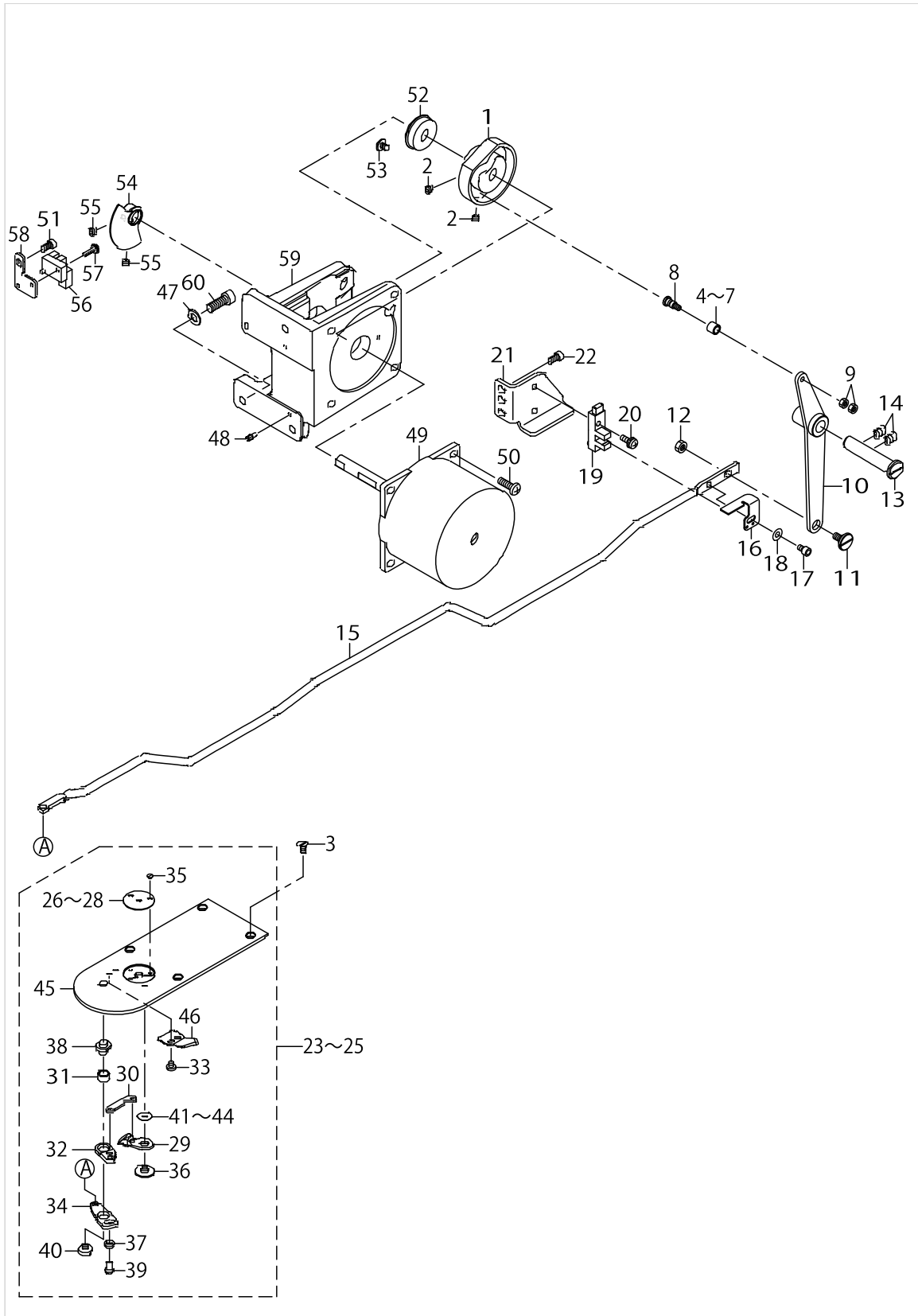
THREAD TRIMMER MECHANISM COMPONENTS



THREAD TRIMMER MECHANISM COMPONENTS

No.	Parts No.	Parts name	Remarks	Level	Cons	Qty
1	40030936	THREAD_TRIMMER_CAM				1
2	SM8050592TP	SCREW				2
3	SM1040870TP	SCREW				4
4	23517501	NEEDLE CAM ROLLER A	SELECTIVE PARTS			1
5	23517600	NEEDLE CAM ROLLER B	SELECTIVE PARTS			1
6	23517709	NEEDLE CAM ROLLER C	SELECTIVE PARTS			1
7	23517808	NEEDLE CAM ROLLER D	SELECTIVE PARTS			1
8	40040256	ROLLER_SHAFT				1
9	NM6040001SP	NUT M4X0.7				2
10	40006712	THREAD_TRIMMER_LINK_ASM.				1
11	SD0800327TP	SHOULDER SCREW				1
12	NM6050001SP	NUT M5				1
13	40023624	THREAD_TRIMMER_SHAFT				1
14	SM8060812TP	SCREW M6 L=8				2
15	40032186	THREAD_TRIMMER_CONNECTING_BAR				1
16	40010525	THREAD_TRIMMER_SENSOR_SLIT				1
17	SM6040602TP	SCREW M4 L=6				1
18	WP0450801SD	WASHER 4.5X10X0.8				1
19	HD002230000	PHOTO SENSOR				1
20	SL4041291SC	SCREW M4 L=12				1
21	40028873	THREAD_TRIMMER_SENSOR_B				1
22	SM6040802TP	SCREW M4X0.7 L=8				2
23	40030932	NEEDLE_PLATE_ASM.	TYPE S			1
24	40030933	NEEDLE_PLATE_H_ASM.	TYPE H			1
25	40073085	NEEDLE_PLATE_H_2.4_ASM.	OPTIONAL PARTS			1
26	B242621000A	NEEDLE HOLE GUIDE D=1.6	TYPE S	*	☆	1
27	B242621000B	NEEDLE HOLE GUIDE D=2.0	TYPE H	*	☆	1
28	B242621000D	NEEDLE HOLE GUIDE D=2.4	OPTIONAL PARTS	*	☆	1
29	B2421210AA0	MOVING KNIFE COMPL.		*	☆	1
30	B2418280000	MOVING KNIFE LINK		*		1
31	B2416280000	THREAD CUTTING LEVER RING		*		1
32	B24152800A0	THREAD CUTTER LEVER ASM., SMALL		*		1
33	SS7090410SP	SCREW 9/64-40 L= 3.5		*		2
34	B24142800A0	THREAD CUTTER LEVER ASM., LARGE		*		1
35	SS1060210TP	SCREW 3/32-56 L=2.2		*	☆	2
36	B2417210000	MOVING KNIFE HINGE SCREW		*		1
37	WP0450846SP	WASHER		*		1
38	B2417280000	THREAD CUTTER LEVER SHAFT		*		1
39	SS7110740TP	SCREW 11/64-40 L=7		*		1
40	SS6110430TP	SCREW 11/64-40 L= 4.0		*		1
41	B242328000D	MOVING KNIFE WASHER D	SELECTIVE PARTS	*		1
42	B242328000C	MOVING KNIFE WASHER C	SELECTIVE PARTS	*		1
43	B242328000A	MOVING KNIFE WASHER A	SELECTIVE PARTS	*		1
44	B242328000B	MOVING KNIFE WASHER B	SELECTIVE PARTS	*		1
45	40030934	NEEDLE_PLATE		*		1
46	B2424210000	COUNTER KNIFE		*	☆	1
47	WP0651001SC	WASHER				3

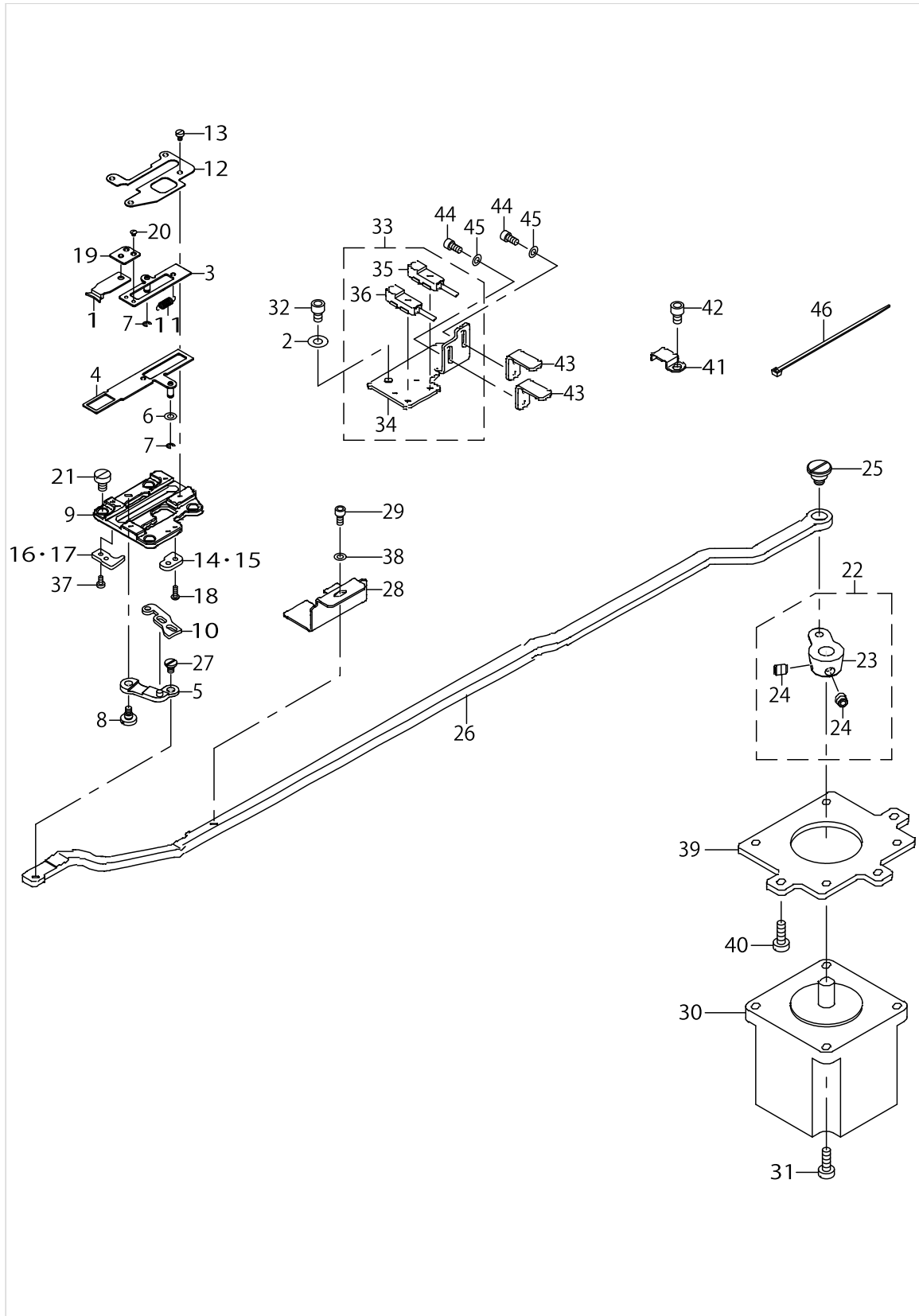
THREAD TRIMMER MECHANISM COMPONENTS



THREAD TRIMMER MECHANISM COMPONENTS

No.	Parts No.	Parts name	Remarks	Level	Cons	Qty
48	B1816215P00	GUIDE PIN				2
49	40029629	PRESSURE FOOT MOTOR				1
50	SM4051655SP	SCREW M5 L=16				4
51	SM6040802TP	SCREW M4X0.7 L=8				1
52	SB110002400	BEARING				1
53	SM0040601SC	SCREW M4X0.7 L=6				1
54	40006666	SENSOR_SLIT_ASM				1
55	SM8050592TP	SCREW				2
56	HD00057000A	PHOTO SENSOR				1
57	SL4031091SC	SCREW M3 X 10				1
58	40010443	SENSOR_INSTALLING_BASE				1
59	40028337	SOLENOID_BASE				1
60	SM6061802TP	SCREW M6 L=18				3

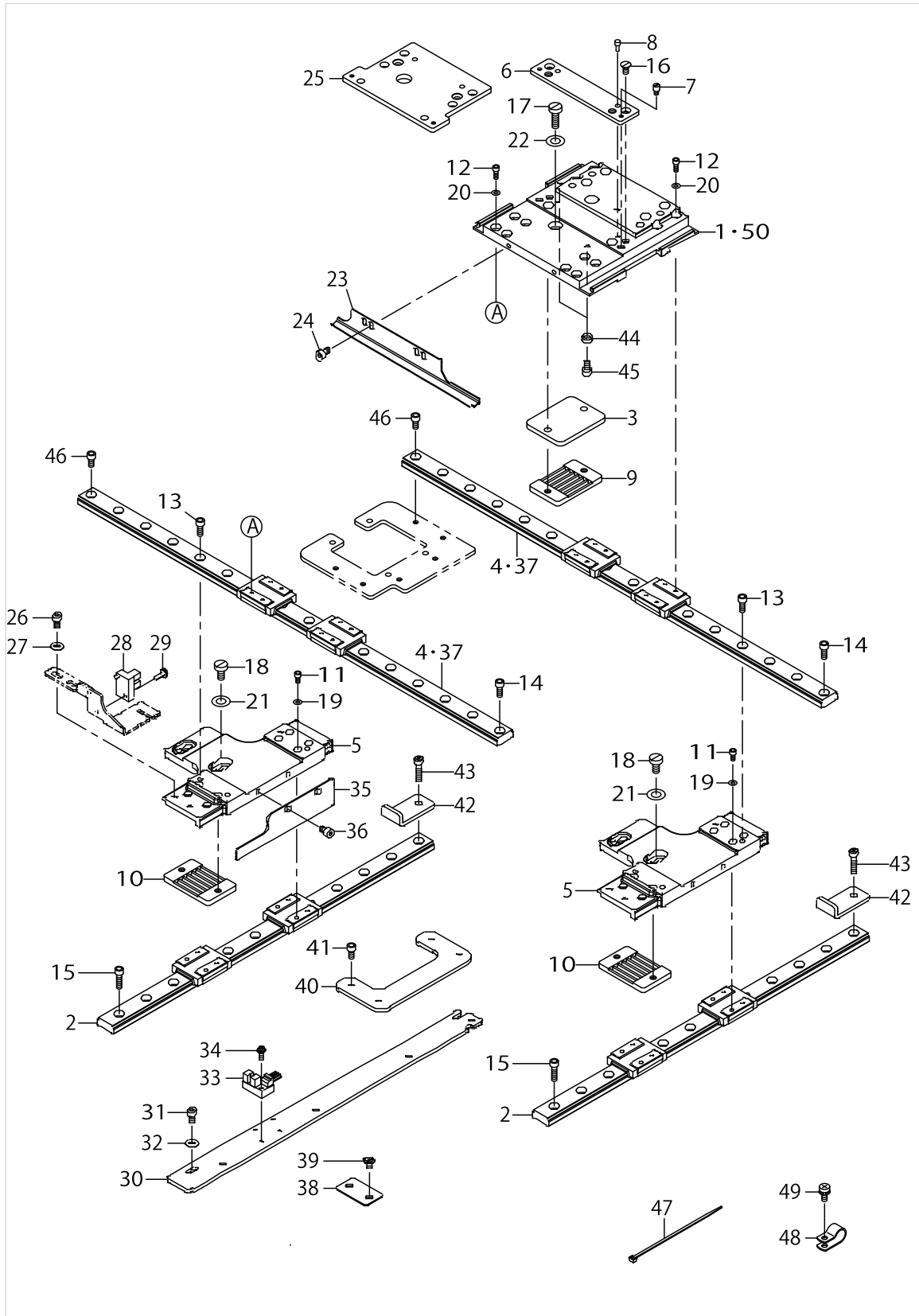
THREAD CLAMP COMPONENTS



THREAD CLAMP COMPONENTS

No.	Parts No.	Parts name	Remarks	Level	Cons	Qty
1	40006761	TC_CLAMP				1
2	WP0450801SP	WASHER				1
3	40006762	TC_CLAMP_PLATE_ASM.				1
4	40006765	TC_SUPPERT_PLATE_ASM.				1
5	40015800	TC_LINK_ASM.				1
6	WP0320500SC	WASHER M3				1
7	RE0200000K0	E-RING				2
8	SD0400266TP	SHOULDER SCREW				1
9	40010589	TC BASE				1
10	40006772	TC_CAM_PLATE				1
11	40006780	TC_SPRING				1
12	40006781	TC_BASE_COVER				1
13	SM6020350SP	SCREW M2 L=2.5				4
14	40006782	TC_NOTCH_R	TYPE S			1
15	40030943	TC_NOTCH_R_H	TYPE H			1
16	40006777	TC_NOTCH_F	TYPE S			1
17	40030942	TC_NOTCH_F_H	TYPE H			1
18	SM4020600SP	SCREW M2 L=6				2
19	40006768	TC_JOINT_ASM.				1
20	SM2360110TP	SCREW				2
21	SM6040650TP	SCREW				4
22	40010527	TC_DRIVING_ARM_ASM.				1
23	40010528	TC_DRIVING_ARM		*		1
24	40011152	TC_ARM_SCREW		*		2
25	SD0800407TP	SHOULDER SCREW				1
26	40032187	TC_CONNECTING_LINK				1
27	SD0350156TP	SHOULDER SCREW				1
28	40035161	SENSOR_SLIT				1
29	SM6030602TP	SCREW M3X0.5 L=6				1
30	40029630	THREAD HOLD MOTOR				1
31	SM6041202TP	SCREW M4X0.7 L=12				4
32	SM6040602TP	SCREW M4 L=6				1
33	40040224	TH_SENSOR_ASM.				1
34	40035160	SENSOR_BASE		*		1
35	HD00204000A	SENSOR		*		1
36	HD00204000B	SENSOR		*		1
37	SM6020450TP	SCREW				2
38	WP0320501SD	WASHER				1
39	40033069	MOTOR_BASE				1
40	SM6041202TP	SCREW M4X0.7 L=12				3
41	B3509210000	OIL TUBE HOLDER C				2
42	SM6040602TP	SCREW M4 L=6				2
43	40040082	CONNECTING_LINK_SUPPORT				2
44	SM6030602TP	SCREW M3X0.5 L=6				4
45	WP0320500SD	M3 WASHER				4
46	EA9500B0100	CABLE BAND				2

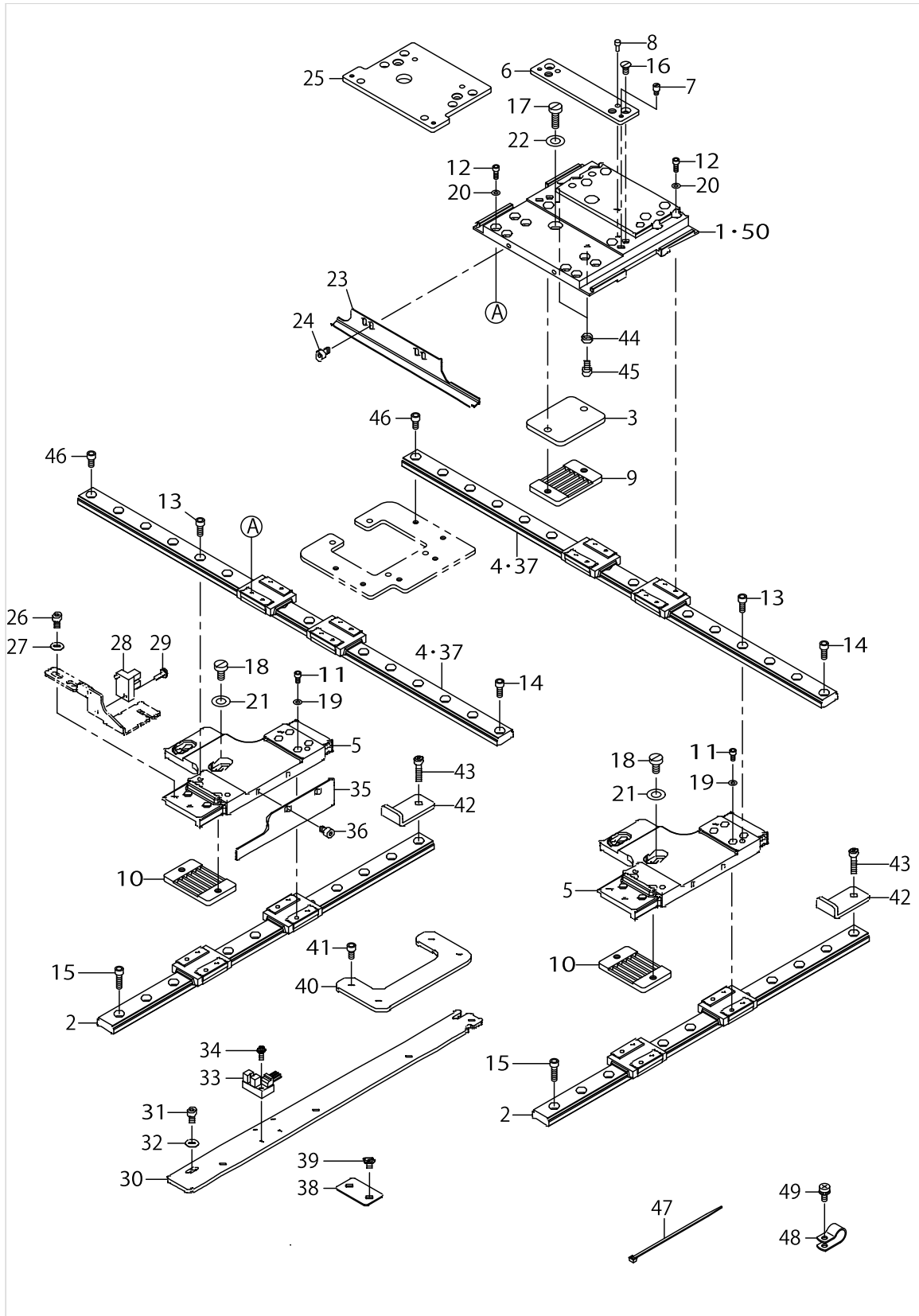
X-Y COMPONENTS (1)



X-Y COMPONENTS (1)

No.	Parts No.	Parts name	Remarks	Level	Cons	Qty
1	40032199	X_FEED_BASE	FOR AMS-221EHS,EHL,ESL			1
2	40032202	Y_LM_GUIDE				2
3	40032205	X_BELT_PRESSER_FIX_PLATE				1
4	40032201	X_LM_GUIDE	FOR AMS-221EHS,EHL,ESL			2
5	40032213	Y_FEED_BASE				2
6	40032217	LOWER_PLATE_INSTALLING_PLATE	FOR AMS-221EHS,EHL,ESL			1
7	B151902600G	HINGE STUD				2
8	B1816280000	GUIDE PIN				2
9	40032219	BELT_RECEIVER				1
10	40032219	BELT_RECEIVER				2
11	SM6030602TP	SCREW M3X0.5 L=6				16
12	SM6030802TP	SCREW M3X0.5 L=8				16
13	SM6041002TP	SCREW M4 L=10				8
14	SM6041002TP	SCREW M4 L=10				4
15	SM6041402TP	SCREW M4 L=14				8
16	SM1040870TP	SCREW				2
17	SM6051600SP	SCREW M5 L=16				2
18	SM6051000SP	SCREW				4
19	WP0320500SD	M3 WASHER				16
20	WP0320501SD	WASHER				16
21	WP0531000SD	WASHER M5				4
22	WP0531000SD	WASHER M5				2
23	40032238	X_SLIT_PLATE				1
24	SM6040602TP	SCREW M4 L=6				2
25	40032218	LOWER_PLATE_INSTALLING_PLATE	FOR AMS-221E-3020			1
26	SM6040802TP	SCREW M4X0.7 L=8				2
27	WP0450801SD	WASHER 4.5X10X0.8				2
28	HD000570000	SENSOR				1
29	SL4031091SC	SCREW M3 X 10				1
30	40032239	Y_SENSOR_INSTALLING_PLATE				1
31	SM6040802TP	SCREW M4X0.7 L=8				2
32	WP0450801SD	WASHER 4.5X10X0.8				2
33	HD00057000A	PHOTO SENSOR				1
34	SL4031091SC	SCREW M3 X 10				1
35	40032240	Y_SLIT_PLATE				1
36	SM6040602TP	SCREW M4 L=6				2
37	40032209	X_LM_GUIDE	FOR AMS-221E-3020			2
38	B4022221D00	FLAT CABLE CLAMP				3
39	SM6040650TP	SCREW				6
40	40032223	X_LM_GUIDE_SUPPORT_PLATE				1
41	SM6040802TP	SCREW M4X0.7 L=8				4
42	40043098	Y_STOPPER_STAY	FOR AMS-221EHS,EHL,ESL			2
43	SM6041802TP	SCREW M4 L=18	FOR AMS-221EHS,EHL,ESL			2
44	B3013141H0A	WASHER	FOR AMS-221EHS,EHL,ESL			2
45	SM6040802TP	SCREW M4X0.7 L=8	FOR AMS-221EHS,EHL,ESL			2
46	SM6040802TP	SCREW M4X0.7 L=8				4
47	EA9500B0100	CABLE BAND				7

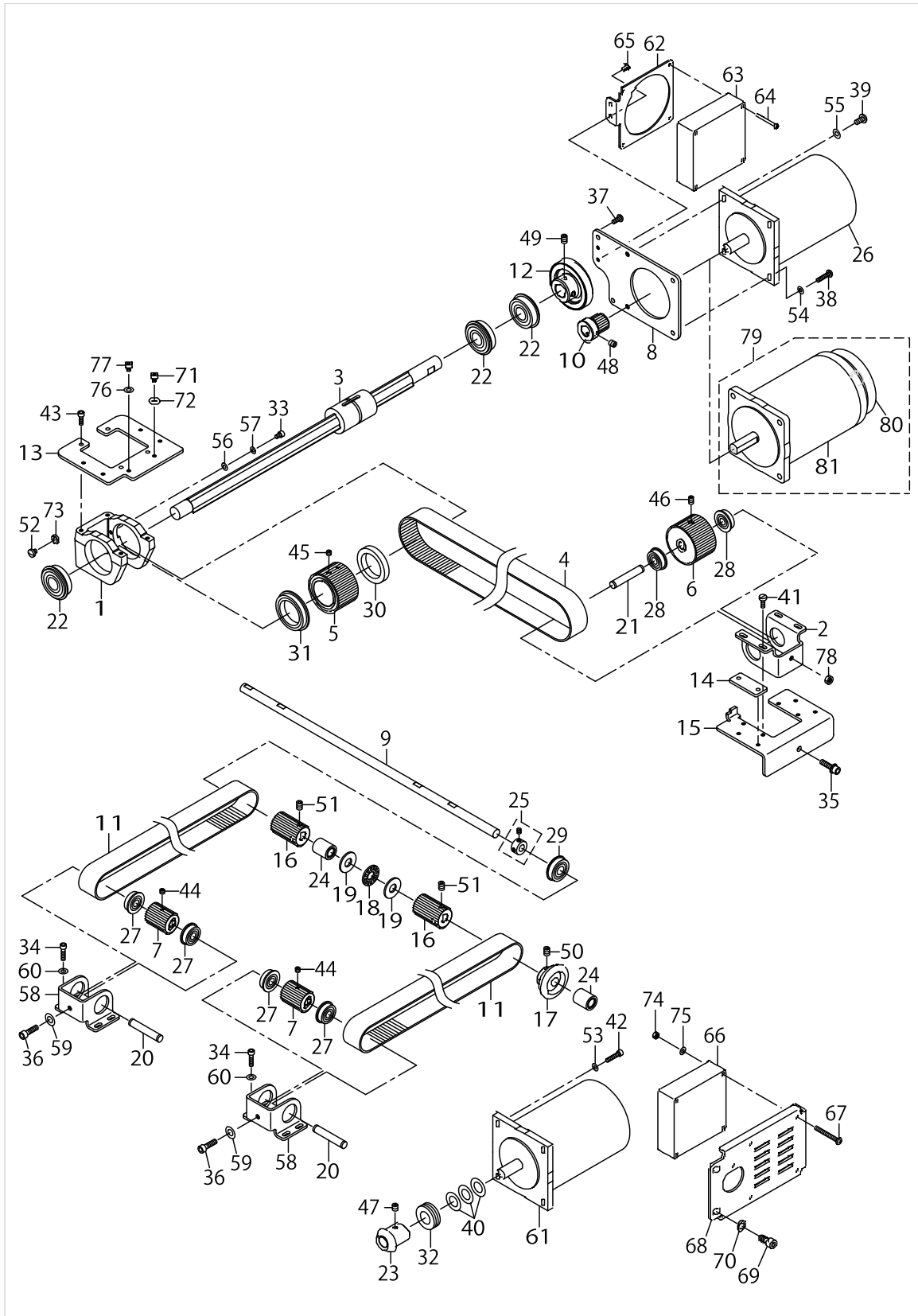
X-Y COMPONENTS (1)



X-Y COMPONENTS (1)

No.	Parts No.	Parts name	Remarks	Level	Cons	Qty
48	HX00150000D	CABLE CLIP				2
49	SL4040891SC	SCREW M4 L=8				2
50	40032200	X_FEED_BASE	FOR AMS-221E-3020			1

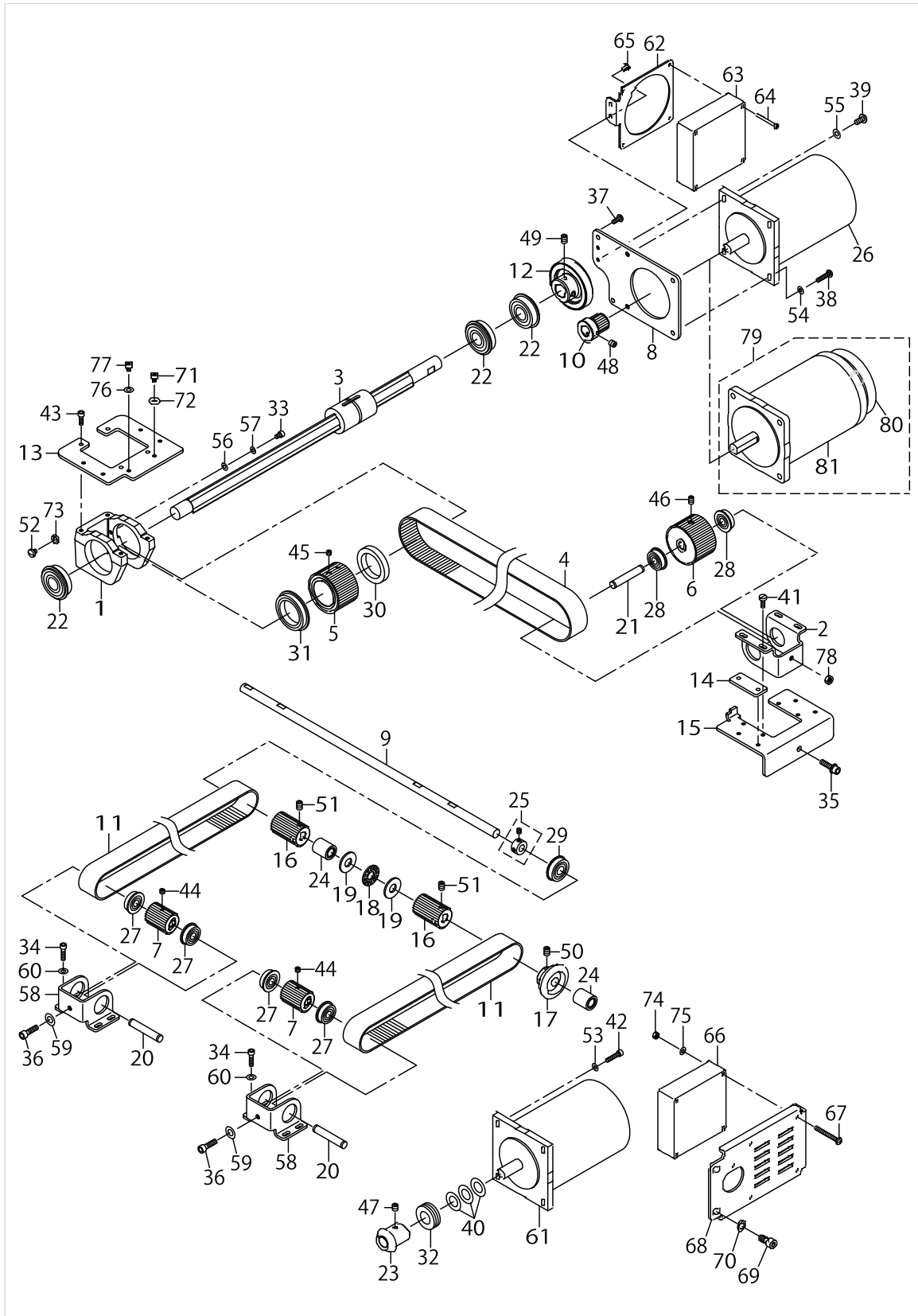
X-Y COMPONENTS (2)



X-Y COMPONENTS (2)

No.	Parts No.	Parts name	Remarks	Level	Cons	Qty
1	B2504221D00	X DRIVE BRACKET				1
2	B2505221D00	DRIVEN BRACKET				1
3	40032192	X_DRIVE_SPLINE_SHAFT				1
4	40057368	X_TIMING_BELT				1
5	40057370	X_DRIVE_SPROCKET				1
6	40057371	X_DRIVEN_SPROCKET				1
7	40032197	Y_DRIVEN_SPROCKET				2
8	40032198	MOTOR_INSTALLING_PLATE				1
9	40032203	Y_DRIVE_SHAFT				1
10	B2525223C00	X DRIVE WHEEL				1
11	40057369	Y_TIMING_BELT				2
12	B2534223C00	X DRIVEN WHEEL				1
13	40032210	X_DRIVE_BRACKET_BASE				1
14	40032211	X_DRIVEN_BRACKET_SPACER				2
15	40032212	X_DRIVEN_BRACKET_BASE				1
16	40032215	Y_DRIVE_SPROCKET				2
17	40032216	Y_DRIVEN_GEAR				1
18	11272408	THRUST COLLAR				1
19	16992604	THRUST WASHER				2
20	22687701	SPRING SHAFT				2
21	22687701	SPRING SHAFT				1
22	B1802180000	BUSHING, FRONT				3
23	40032221	Y_DRIVE_GEAR				1
24	GAT23301000	BEARING A 10				2
25	CS100081CSP	THRUST COLLAR ASM.				1
26	40040227	X FEED MOTOR	FOR AMS-221EHS,EHL,ESL			1
27	SB108000500	RADIAL BEARING				4
28	SB108000500	RADIAL BEARING				2
29	SB110001300	BEARING				1
30	SB130000200	BEARING				1
31	SB130000300	BEARING				1
32	SB412000100	BEARING				1
33	SM6040602TP	SCREW M4 L=6				1
34	SM6041602TP	SCREW M4X0.7 L=16				8
35	SL6052092TN	SCREW				1
36	SM6051802TP	SCREW M5 L=18				2
37	SM4041055SP	SCREW				2
38	SM4042055SP	SCREW				2
39	SM4051255SP	SCREW.,M5 L=12.				2
40	B2537221D00	Y DRIVE WHEEL SPACER				3
41	SM6041150TP	SCREW				4
42	SM6041802TP	SCREW M4 L=18				4
43	SM6041202TP	SCREW M4X0.7 L=12				4
44	SM8050412TP	SCREW M5 L=4				2
45	SM8050412TP	SCREW M5 L=4				2
46	SM8050812TP	SCREW M5X8				1
47	SM8060602TP	SCREW M6X6				2

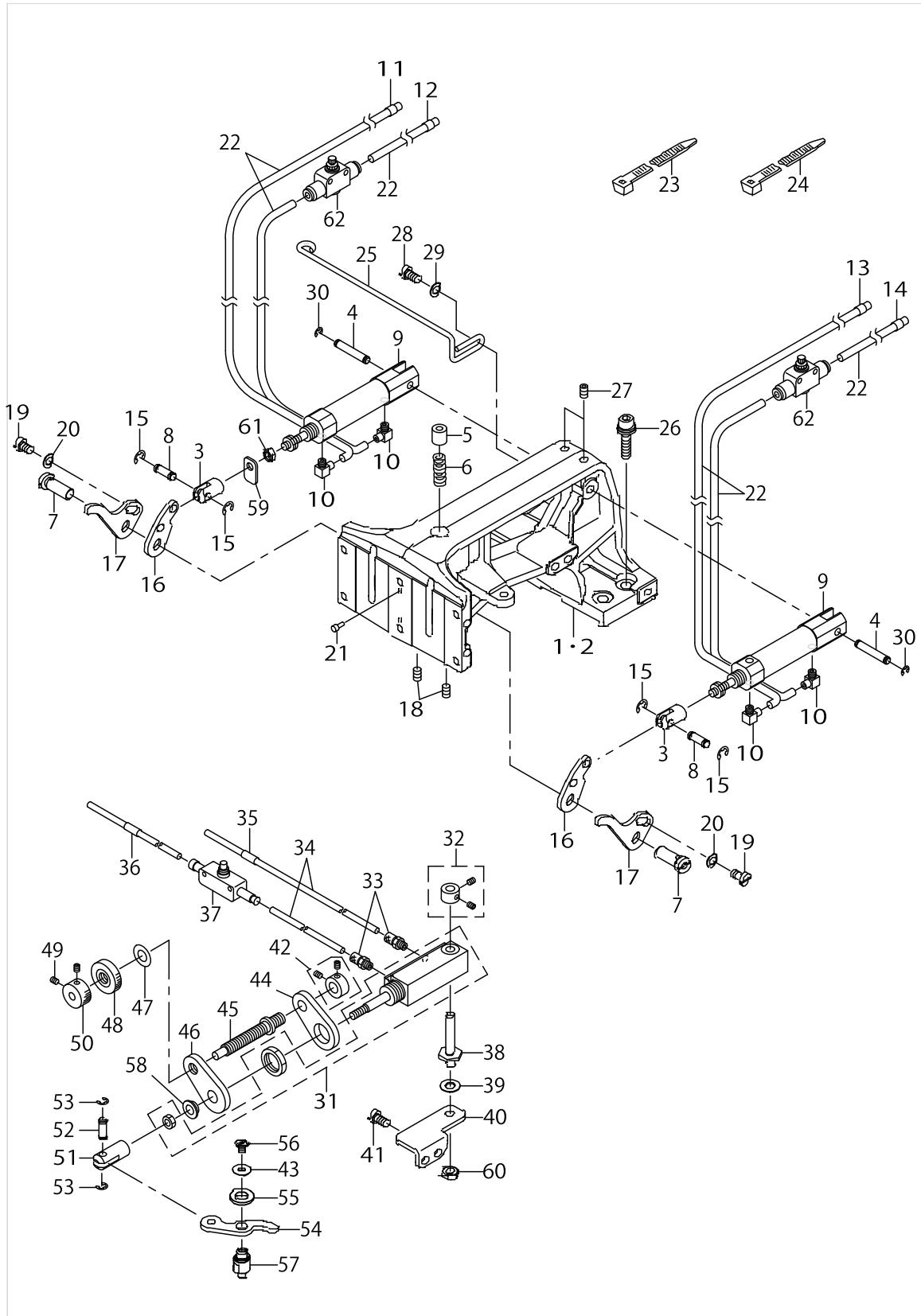
X-Y COMPONENTS (2)



X-Y COMPONENTS (2)

No.	Parts No.	Parts name	Remarks	Level	Cons	Qty
48	SM8060602TP	SCREW M6X6				2
49	SM8060802TP	SCREW M6 L=8				2
50	SM8060812TP	SCREW M6 L=8				2
51	SM8060812TP	SCREW M6 L=8				4
52	SM6050800SP	SCREW M5 L=8				1
53	WP0482086SD	WASHER 4.8X11.5X2				4
54	WP0482086SD	WASHER 4.8X11.5X2				2
55	WP0501016SD	WASHER 5X10.5X1				2
56	WP0430801SC	WASHER 4.3X9X0.8				1
57	WS0410002KN	SPRING WASHER				1
58	40032191	Y_DRIVEN_BRACKET				2
59	WP0531001SC	WASHER				2
60	WP0450000SD	WASHER 4.5X8X0.5				8
61	40040228	Y FEED MOTOR				1
62	40043097	FAN_INSTALLING_PLATE_B				1
63	40005401	FAN MOTOR ASS'Y				1
64	SM4033001SC	SCREW M3 L=30				4
65	SM4040655SP	SCREW M4 L=6				2
66	40005401	FAN MOTOR ASS'Y				1
67	SM4043501SN	SCREW M4 L=35				4
68	40043096	FAN_INSTALLING_PLATE_A				1
69	SM6061202TN	BOLT				2
70	WP0651001SC	WASHER				2
71	SM6040602TP	SCREW M4 L=6	FOR AMS-221EHS,EHL,ESL			1
72	WP0482086SD	WASHER 4.8X11.5X2	FOR AMS-221EHS,EHL,ESL			1
73	WP0531000SD	WASHER M5				1
74	NM6040001SC	NUT M4				4
75	WP0430801SC	WASHER 4.3X9X0.8				4
76	WP0450000SD	WASHER 4.5X8X0.5	FOR AMS-221E-3020			1
77	SM6040602TP	SCREW M4 L=6	FOR AMS-221E-3020			1
78	NM6050001SP	NUT M5				1
79	40057386	X_FEED_MOTOR_ASM.	FOR AMS-221E-3020			1
80	B2524223C00	MAGNET DAMPER		*		1
81	40057387	X_FEED_MOTOR		*		1

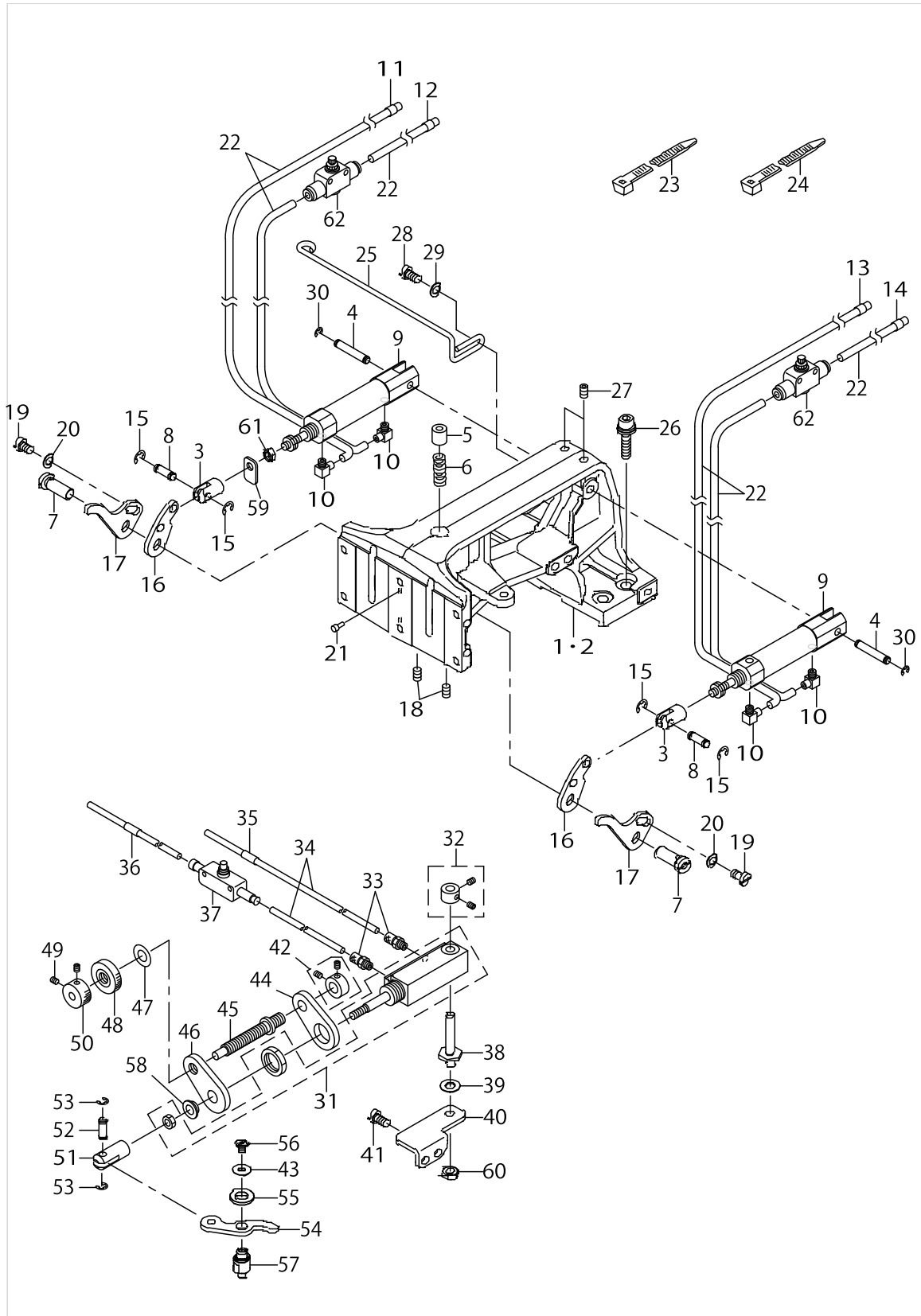
CLOTH FEED MECHANISM COMPONENTS (1)



CLOTH FEED MECHANISM COMPONENTS (1)

No.	Parts No.	Parts name	Remarks	Level	Cons	Qty
1	40044186	CLOTH_FEED_BASE_3020	FOR AMS-221E-3020			1
2	40034568	CLOTH_FEED_BASE_2516	FOR AMS-221EHS,EHL,ESL			1
3	40023644	CYLINDER KNUCKLE				2
4	B1504210000	CONNECTING SHAFT				2
5	B1403372000A	NEEDLE BAR BUSHING LOWER				1
6	B2576220000	SLIDER SPRING				1
7	26023408	FEED STUD				2
8	40023635	CYLINDER PIN				2
9	PA1602509A0	AIR CYLINDER				2
10	PJ046052503	HOSE ELBOW				4
11	B471122000C	AIR TUBE LABEL J03 LEFT				1
12	B471122000D	AIR TUBE LABEL J04 LEFT				1
13	B471122000G	AIR TUBE LABEL J03 RIGHT				1
14	B471122000H	AIR TUBE LABEL J04 RIGHT				1
15	RE0300000K0	E-RING 3				4
16	40032229	LIFTING_LEVER_A				2
17	40032230	LIFTING_LEVER_B				2
18	SM8050812TP	SCREW M5X8				2
19	SM6050800SP	SCREW M5 L=8				2
20	WP0531000SD	WASHER M5				2
21	B1816280000	GUIDE PIN				2
22	BT0400251EB	URETHANE HOSE, BLACK				6.34
23	HX00233000B	CABLE BAND				1
24	HX002330000	CLIP				9
25	B2568223C00	AIR TUBE SUPPORT				1
26	SL6062592TN	SCREW				4
27	SM8050812TP	SCREW M5X8				2
28	SM6051000SP	SCREW				2
29	WP0531000SD	WASHER M5				2
30	RE0320000K0	E-RING 3.2				2
31	PA1602510A0	AIR CYLINDER	FOR AMS-221EHL,ESL			1
32	B25792290A0	THRUST BEARING	FOR AMS-221EHL,ESL			1
33	PJ032052503	HOSE NIPPLE	FOR AMS-221EHL,ESL			2
34	BT0400251EB	URETHANE HOSE, BLACK	FOR AMS-221EHL,ESL			3.04
35	B471122000E	AIR TUBE LABEL J05	FOR AMS-221EHL,ESL			1
36	B471122000F	AIR TUBE LABEL J06	FOR AMS-221EHL,ESL			1
37	PC012401000	SPEED CONTROLLER	FOR AMS-221EHL,ESL			1
38	40034185	SHAFT	FOR AMS-221EHL,ESL			1
39	WP0650876SD	WASHER 6.5X13X0.8	FOR AMS-221EHL,ESL			1
40	40034186	INSTALLING_PLATE	FOR AMS-221EHL,ESL			1
41	SM6051000SP	SCREW	FOR AMS-221EHL,ESL			2
42	CS079073BSH	THRUST COLLAR	FOR AMS-221EHL,ESL			1
43	WP0431005SP	PLAIN WASHER 4.3X12X1	FOR AMS-221EHL,ESL			1
44	B2518215000	BRACKET	FOR AMS-221EHL,ESL			1
45	B2527215000	REGULATION SCREW	FOR AMS-221EHL,ESL			1
46	B2518215A00	REGULATION PLATE	FOR AMS-221EHL,ESL			1
47	WP0820816SD	WASHER 8.2X16X0.8	FOR AMS-221EHL,ESL			1

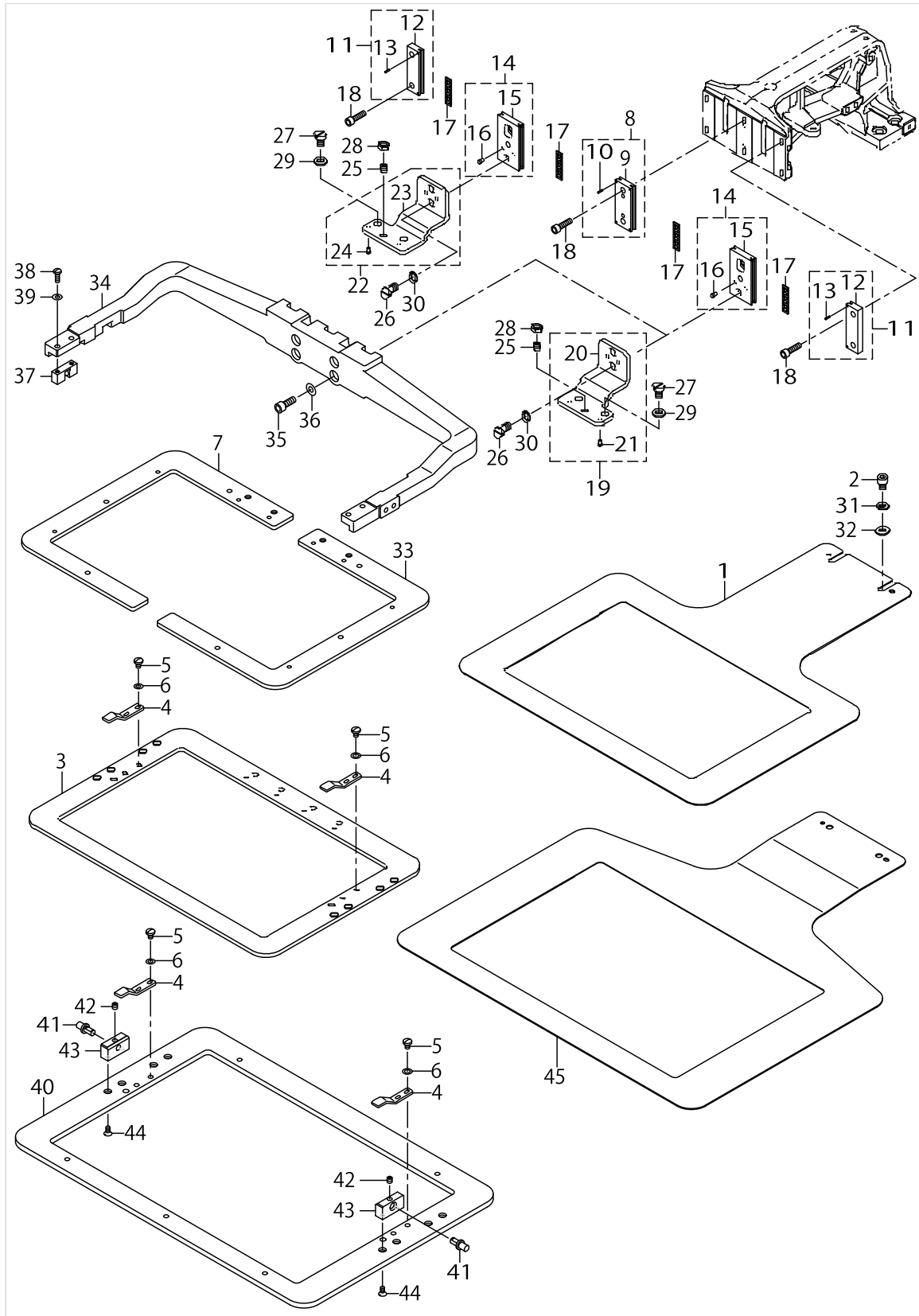
CLOTH FEED MECHANISM COMPONENTS (1)



CLOTH FEED MECHANISM COMPONENTS (1)

No.	Parts No.	Parts name	Remarks	Level	Cons	Qty
48	B3012816000	NUT	FOR AMS-221EHL,ESL			1
49	SS8110422TP	SCREW 11/64-40 L=4	FOR AMS-221EHL,ESL			2
50	B2304205000	KNOB	FOR AMS-221EHL,ESL			1
51	B1625220000	CYLINDER KNUCKLE	FOR AMS-221EHL,ESL			1
52	40023635	CYLINDER PIN	FOR AMS-221EHL,ESL			1
53	RE0300000K0	E-RING 3	FOR AMS-221EHL,ESL			2
54	B2516215000	LEVER	FOR AMS-221EHL,ESL			1
55	B185351200EA	HOOK SHAFT WASHER	FOR AMS-221EHL,ESL			1
56	SM6040650TP	SCREW	FOR AMS-221EHL,ESL			1
57	40032231	DRIVING_LINK_SHAFT	FOR AMS-221EHL,ESL			1
58	B2548215000	BUSHING	FOR AMS-221EHL,ESL			1
59	B2530215000	PRESSER PLATE	FOR AMS-221EHL,ESL			1
60	NM6060003SC	NUT M6	FOR AMS-221EHL,ESL			1
61	NM6050003SC	NUT M5X0.8	FOR AMS-221EHL,ESL			1
62	PC012401000	SPEED CONTROLLER	FOR AMS-221EHS			2

CLOTH FEED MECHANISM COMPONENTS (2)



CLOTH FEED MECHANISM COMPONENTS (2)

No.	Parts No.	Parts name	Remarks	Level	Cons	Qty
1	40032226	LOWER_PLATE_2615	FOR AMS-221EHS,EHL,ESL			1
2	SM6060802TP	SCREW M6 L=8				2
3	40032842	FEEDING_FRAME_2516	FOR AMS-221EHS			1
4	B2558220000	PLASTIC BLANK PLATE	FOR AMS-221EHS,AMS-221E-3020			2
5	SM4050655SP	SCREW M5 L=6	FOR AMS-221EHS,AMS-221E-3020			4
6	WP0531000SD	WASHER M5	FOR AMS-221EHS,AMS-221E-3020			4
7	40032844	2_STEP_FEEDING_FRAME_2516	FOR AMS-221EHL,ESL			1
8	B26132150A0	WORK CLAMP FOOT PLATE A ASM.				1
9	B2613215000	WORK CLAMP FOOT PLATE A		*		1
10	PS0150065KP	SPRING PIN 1.5X6		*		4
11	B25672150A0	WORK CLAMP FOOT PLATE B ASM.				2
12	B2567215000	WORK CLAMP FOOT PLATE B		*		1
13	PS0150065KP	SPRING PIN 1.5X6		*		2
14	40032839	SLIDE_PLATE_ASM				2
15	40032840	SLIDE_PLATE		*		1
16	B1816280000	GUIDE PIN		*		2
17	B2513215000	BEARING				4
18	SM6051802TP	SCREW M5 L=18				6
19	40032835	RECEIVER_PLATE_RIGHT_ASM	FOR AMS-221EHS,EHL,ESL			1
20	40032836	RECEIVER_PLATE_RIGHT		*		1
21	B1816280000	GUIDE PIN		*		2
22	40032837	RECEIVER_PLATE_LEFT_ASM	FOR AMS-221EHS,EHL,ESL			1
23	40032838	RECEIVER_PLATE_LEFT		*		1
24	B1816280000	GUIDE PIN		*		2
25	SM8060812TP	SCREW M6 L=8	FOR AMS-221EHS,EHL,ESL			2
26	SM6061200SP	SCREW	FOR AMS-221EHS,EHL,ESL			4
27	SM6061010TP	SCREW M6 L=10	FOR AMS-221EHS,EHL,ESL			4
28	NM6060003SC	NUT M6	FOR AMS-221EHS,EHL,ESL			2
29	WP0641601SD	WASHER M6	FOR AMS-221EHS,EHL,ESL			4
30	WP0651056SD	WASHER 6.5X11X1	FOR AMS-221EHS,EHL,ESL			4
31	WS0610002KP	SPRING WASHER				2
32	WP0611626SP	WASHER 15X6X1.6				2
33	40044329	2_STEP_FEEDING_FRAME_2516_B	FOR AMS-221EHL,ESL			1
34	40051500	OUTOR_FRAME_ARM	FOR AMS-221E-3020			1
35	SM6061602TP	SCREW M6 L=16	FOR AMS-221E-3020			4
36	WP0641600SC	WASHEW 6.4X12.5X1.6	FOR AMS-221E-3020			4
37	40051770	FEEDING FRAME BALL CATCH	FOR AMS-221E-3020			2
38	SM4041255SP	SCREW M4 L=12	FOR AMS-221E-3020			4
39	WP0450000SD	WASHER 4.5X8X0.5	FOR AMS-221E-3020			4
40	40032843	FEEDING_FRAME_3020	FOR AMS-221E-3020			1
41	B2560220000	SUPPORT PIN	FOR AMS-221E-3020			2
42	SM8050512TP	SCREW	FOR AMS-221E-3020			2
43	40051769	FEEDING FRAME SUPPORT BEARING	FOR AMS-221E-3020			2
44	SM1040870TP	SCREW	FOR AMS-221E-3020			4
45	40051782	LOWER PLATE 3020	FOR AMS-221E-3020			1

TABLE COMPONENTS

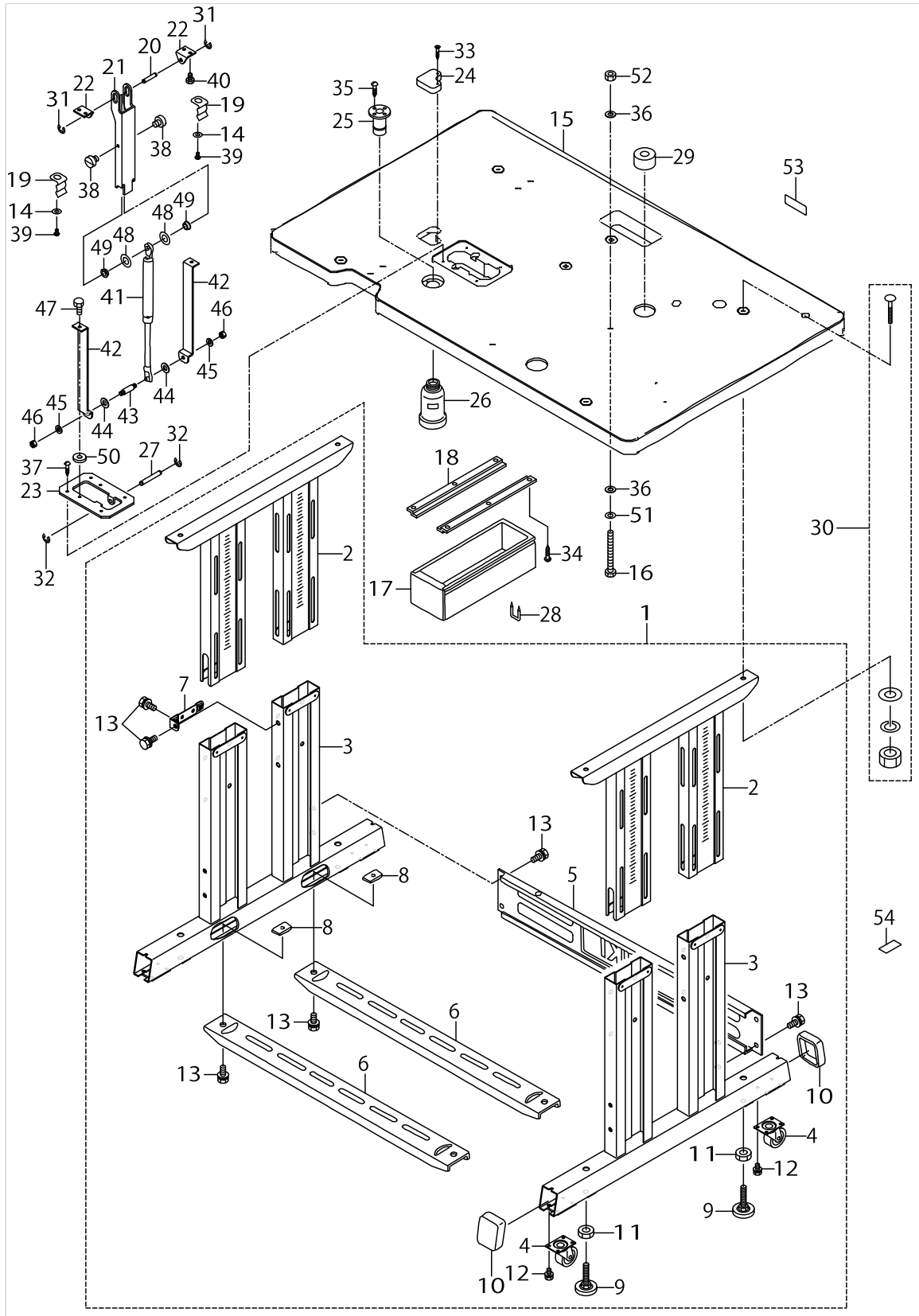


TABLE COMPONENTS

No.	Parts No.	Parts name	Remarks	Level	Cons	Qty
1	B8101221DA0	STAND ASM.				1
2	B8102221DA0	UPPER STAND COMPL.		*		2
3	B8103221DA0	STAND COMPL.		*		2
4	B8150221D00	CASTER		*		4
5	11158300	STAND SIDE SUPPORT		*		1
6	11158409	STAND SIDE SUPPORT		*		2
7	11158516	UPPER STAND PLATE		*		4
8	17007402	NUT		*		4
9	17833658	ADJUSTING BOLT ASM.		*		4
10	B8110373N00	CAP		*		4
11	NM6120003SE	NUT M12		*		4
12	SL9061293SE	WASHER HEXAGONAL BOLT		*		16
13	SL9082093SE	SCREW		*		20
14	WP0450801SD	WASHER 4.5X10X0.8				2
15	40032242	TABLE				1
16	SM9087533SC	SCREW M8 L=75				1
17	11155108	DRAWER				1
18	11155207	DRAWER SUPPORT				2
19	13502109	BED COVER B SPRING				2
20	26223701	LIFTING LEVER SHAFT				1
21	B8115215000	FRAME BRACKET BAR				1
22	B8162220000	LIFTER BRACKET B				2
23	B8168215000	BRACKET BASE				1
24	B8171223C00	RUBBER ABSORBER				1
25	B8202205000	OIL MANAGEMENT				1
26	B9121012000	OIL CAN				1
27	D2502232D00	SHAFT BLOCK SHAFT				1
28	D8204555D00	DRAWER STOPPER				1
29	G5151171000	CUSHION				2
30	MTJMS00000S	SCREW SET				4
31	RE0700000K0	E-RING 7				2
32	RE0700000K0	E-RING 7				2
33	SK1382501SE	WOOD SCREW D=3.8 L=25				1
34	SK3311600SC	WOOD SCREW D=3.1 L=16				6
35	SK3311600SC	WOOD SCREW D=3.1 L=16				2
36	WP0841600SE	WASHER 8,4X15,5X1,6				2
37	SK3452500SC	WOOD SCREW D=4.5 L=25				4
38	SS6110510SP	SCREW 11/64-40 L=5				2
39	SM4040855SP	SCREW				2
40	SM9061003CP	SCREW M6 L=10				4
41	B8160229000	GAS SPRING				1
42	B8161220000	LIFTER BRACKET A				2
43	B8163220000	LIFTER PIVOT PIN				1
44	WP0841600SE	WASHER 8,4X15,5X1,6				2
45	WP0641601SC	WASHER				2
46	NM6060002SE	NUT M6				2
47	SM9061403SC	SCREW M6 L=14				2

TABLE COMPONENTS

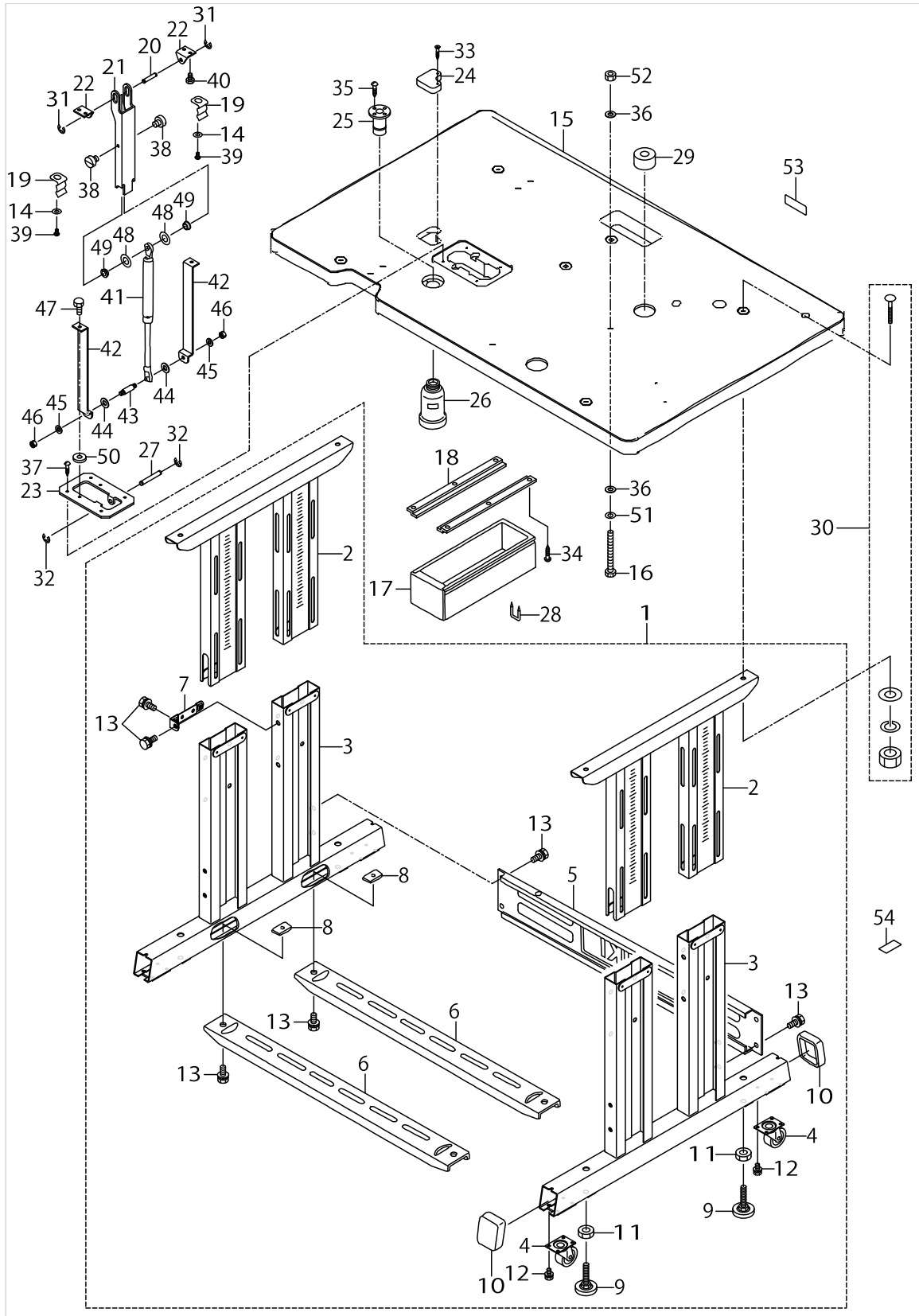
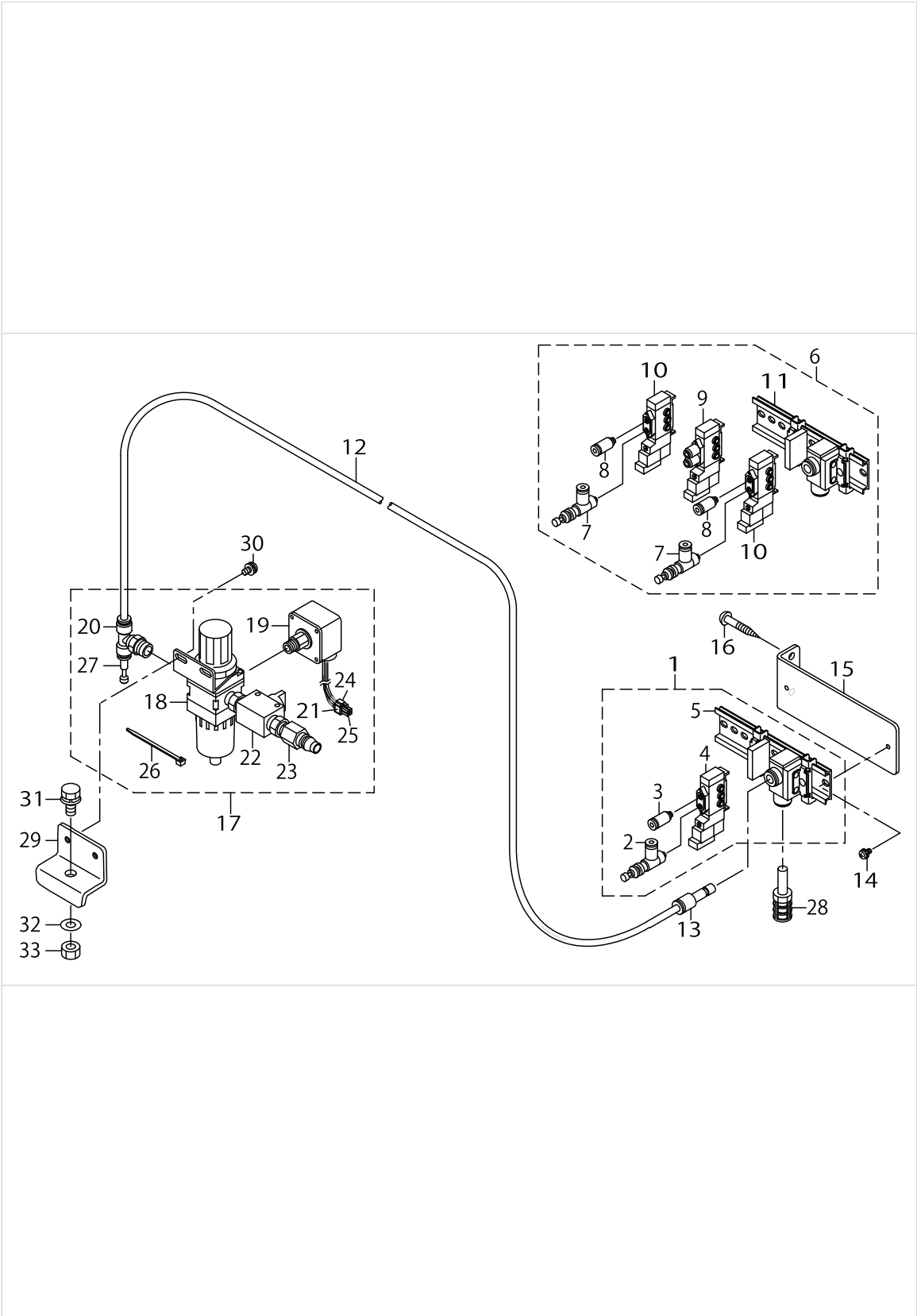


TABLE COMPONENTS

No.	Parts No.	Parts name	Remarks	Level	Cons	Qty
48	WP0820816SD	WASHER 8.2X16X0.8				2
49	11023603	BELT COVER COLLAR				2
50	WP0704016SP	WASHER 7X20X4				2
51	WS0820002KN	SPRING WASHER M8				1
52	NM6080001SC	NUT M8X1.25				1
53	CM500100001	CE MARKING LABEL	FOR JE			1
54	16870206	GRAVITY SEAL				1

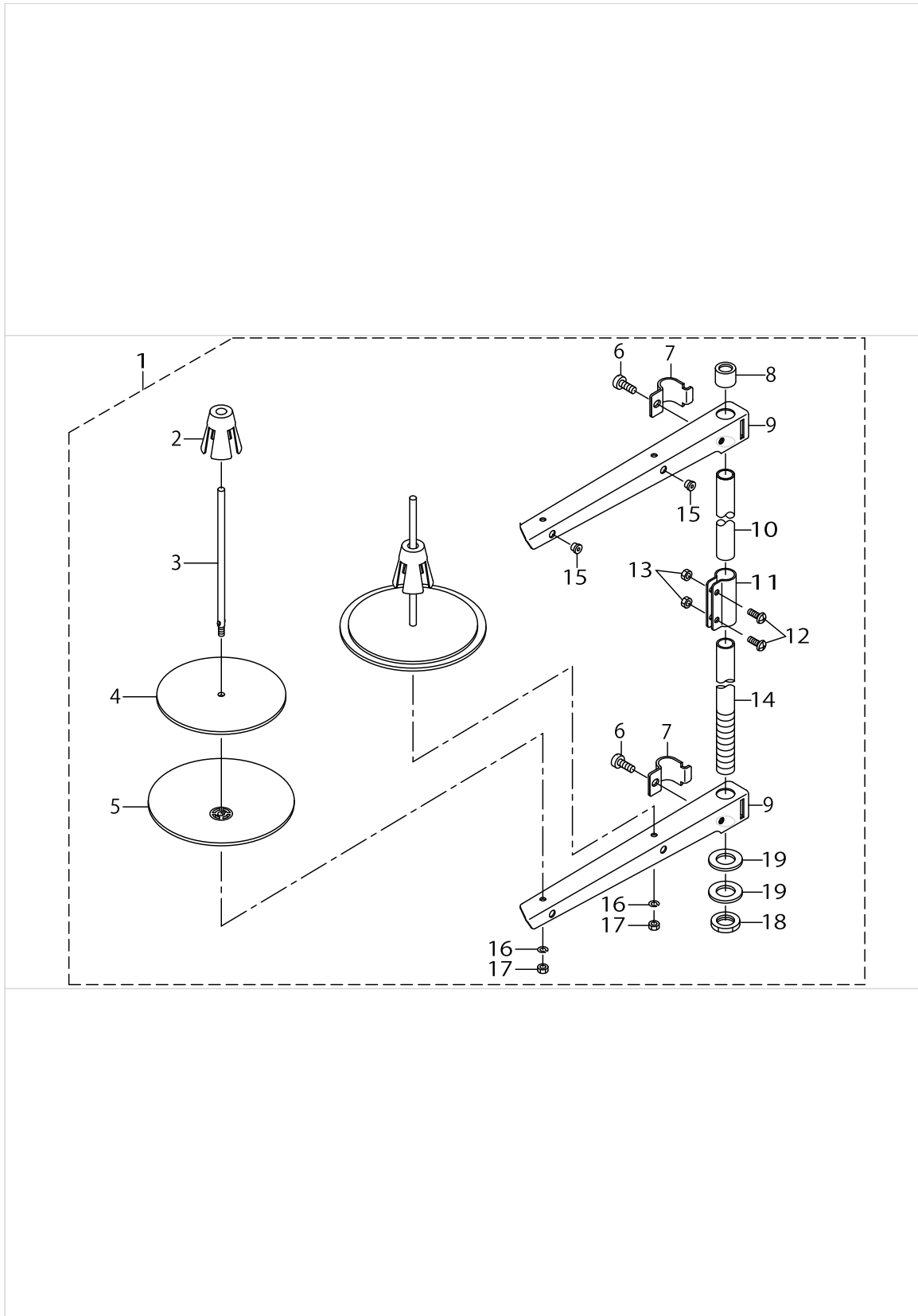
PNEUMATIC COMPONENTS



PNEUMATIC COMPONENTS

No.	Parts No.	Parts name	Remarks	Level	Cons	Qty
1	40032232	SOLENOID_VALVE_A_ASM	FOR AMS-221EHS,AMS-221E-3020			1
2	PF070501000	PRESSURE DECREASING VALVE		*		1
3	PJ301040505	HALF UNION		*		1
4	PV150209100	SOLENOID VALVE		*		1
5	PV915005000	SOLENOID VALVE INSTALLING BASE		*		1
6	40032233	SOLENOID_VALVE_B_ASM	FOR AMS-221EHL,ESL			1
7	PF070501000	PRESSURE DECREASING VALVE		*		2
8	PJ301040505	HALF UNION		*		2
9	PV150209000	5 PORT SOLENOID VALVE		*		1
10	PV150209100	SOLENOID VALVE		*		2
11	PV915005000	SOLENOID VALVE INSTALLING BASE		*		1
12	BT0600401EB	TUBE				0.6
13	PJ301060003	REDUCER				1
14	SL4040891SC	SCREW M4 L=8				2
15	40030950	SORENOID_VALVE_FITTING_BASE				1
16	SK3452500SC	WOOD SCREW D=4.5 L=25				2
17	40030951	FILTER_REGULATOR_ASM.				1
18	PF0552040B0	FILTER REGULATOR		*		1
19	G8124270000	AIR PRESSUE SWITCH		*		1
20	PJ305065202	TEE		*		1
21	E2678453000	CONNECTOR MARKER J78		*		1
22	PV015211000	HAND VALVE		*		1
23	PJ025200003	PLUG		*		1
24	HK034610040	HOUSING		*		1
25	HK034640000	PIN CONTACT		*		3
26	EA9500B0100	CABLE BAND		*		5
27	PX950009000	PLUG		*		1
28	PX050003000	SILENCER	FOR JE			1
29	40023662	FILTER INSTALLING PLATE				1
30	SL4051091SC	SCREW M5X0.8 L=10				2
31	SL9082093SE	SCREW				1
32	WP0871602SE	WASHER 8.7X18X1.6				1
33	NM6080721SE	NUT M8				1

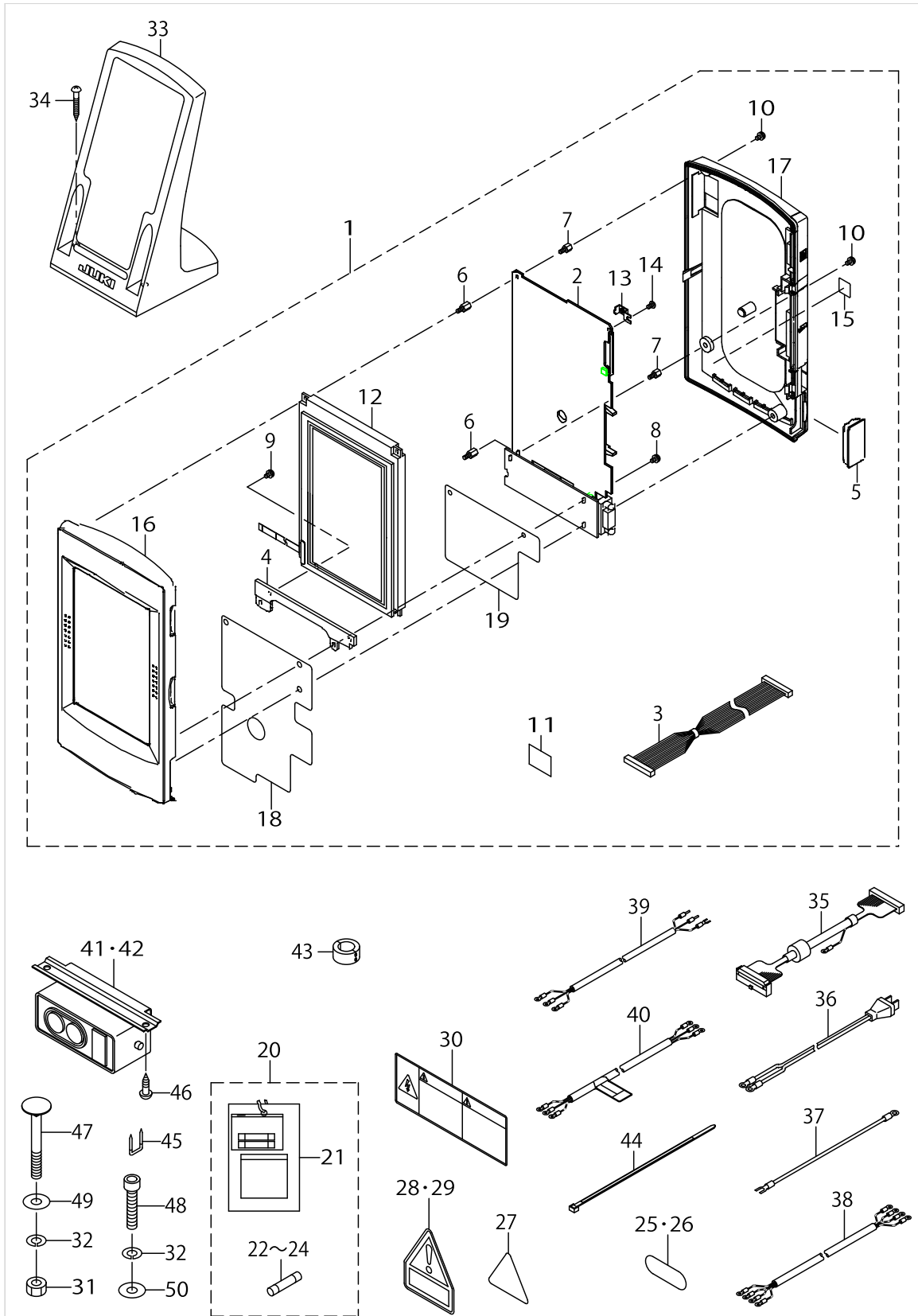
THREAD STAND COMPONENTS



THREAD STAND COMPONENTS

No.	Parts No.	Parts name	Remarks	Level	Cons	Qty
1	22930358	THREAD STAND ASM.				1
2	22931109	SPOOL RETAINER		*		2
3	22931000	SPOOL PIN		*		2
4	22930903	SPOOL REST CUSHION		*		2
5	22930804	SPOOL REST		*		2
6	SM6061610SC	SCREW M6 L=16		*		2
7	22930705	THREAD GUIDE ARM JOINT		*		2
8	22931406	SPOOL REST ROD RUBBER CAP		*		1
9	22930507	SPOOL REST ARM		*		2
10	22930408	SPOOL REST ROD, UPPER		*		1
11	22931307	SPOOL REST ROD JOINT		*		1
12	SM4051405SE	SCREW M5 L=14		*		2
13	NM6050001SE	NUT M5		*		2
14	22930309	SPOOL REST ROD, LOWER		*		1
15	22931208	THREAD GUIDE		*		2
16	WS0510002KN	SPRING WASHER		*		2
17	NM6050001SE	NUT M5		*		2
18	NM6160511SE	NUT M16X1.5		*		1
19	WP1702600S0	WASHER 17X30X2.6		*		2

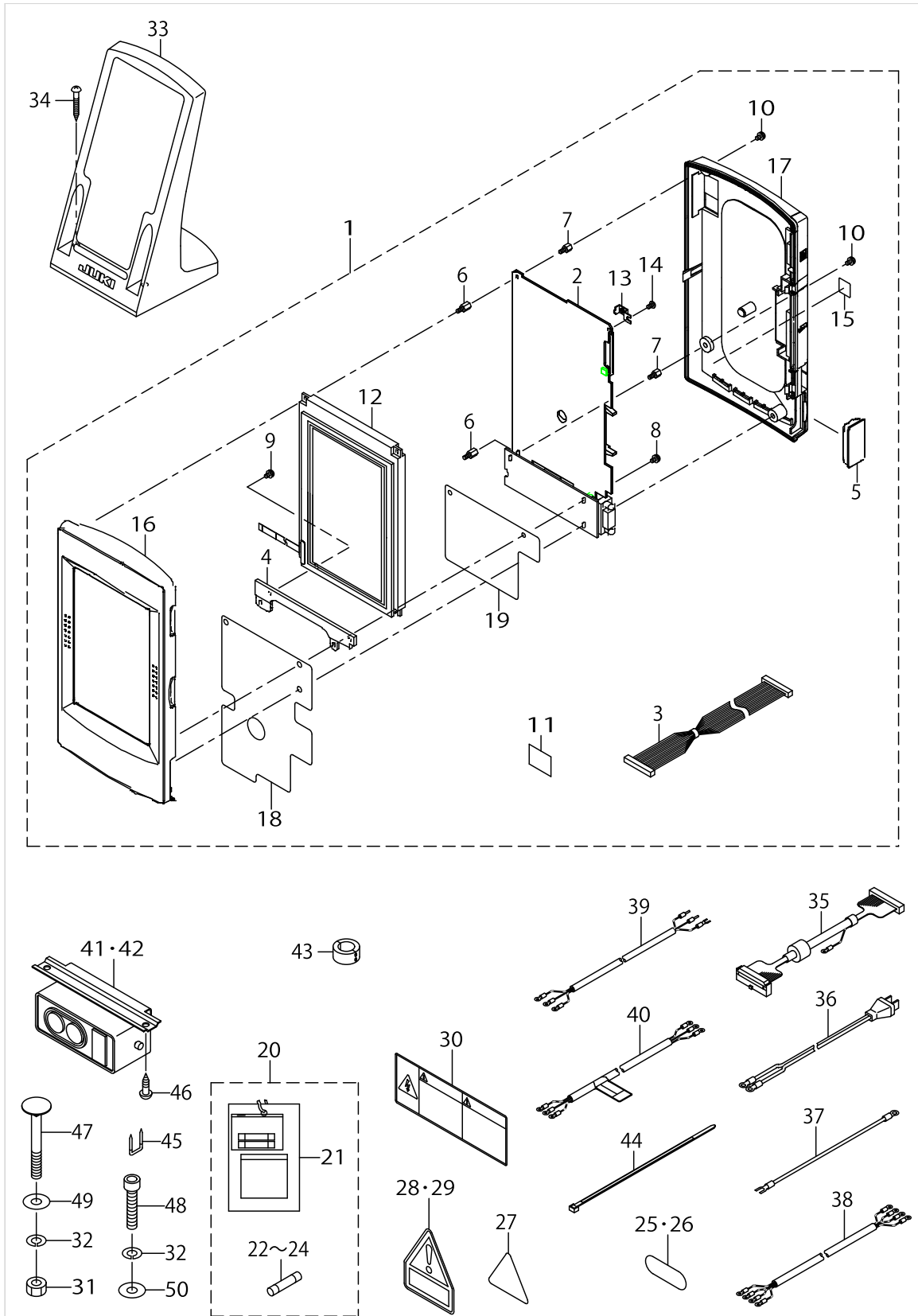
OPERATION PANEL COMPONENTS



OPERATION PANEL COMPONENTS

No.	Parts No.	Parts name	Remarks	Level	Cons	Qty
1	40015756	IP-410F STD				1
2	40042796	PANEL PCB A ASSY		*		1
3	40000146	LCD_CABLE_ASS'Y		*		1
4	40030926	LCD HOLDER BOARD		*		1
5	40005848	D-SUB 9P COVER		*		1
6	HX00354000N	SPACER		*		5
7	HX00354000S	SPACER		*		2
8	SL4030691SC	SCREW M3X6		*		1
9	SL4030691SC	SCREW M3X6		*		2
10	SL4030681SC	SCREW M3 L=6		*		4
11	HX002680000	CONDUCTIVE TAPE		*		0.02
12	40051330	IP-410_LCD_ASSY		*		1
13	40044971	REAR CASE PLATE		*		1
14	SM4030501SF	SCREW M3 L=5		*		1
15	CM600100101	WEEE MARK LABEL S		*		1
16	40046076	IP-410 FRONT CASE ASSY		*		1
17	40046088	IP-410 REAR CASE ASSY		*		1
18	40051333	EMC_SHIELDING_SHEET		*		1
19	40051332	ISOLATION_SHEET_B		*		1
20	40000097	OPTION B ASSY				1
21	M300451100A	VOLTAGE INDICATION CARD,A		*		1
22	HF00130315S	FUSE 3.15A 250V REF. NO.112		*		1
23	HF003000200	FUSE 2A (220/240V)		*		1
24	HF001301500	SLO-BLO FUSE		*		1
25	BME01100000	VOLTAGE INDICATION SEAL	FOR USE IN JAPAN(1-PHASE 100V)			1
26	BME03200000	VOLTAGE INDICATION SEAL	FOR USE IN JAPAN(3-PHASE 2-00V) ,JUS(3-PHASE 220V)			1
27	CM300400601	VOLTAGE CAUTION LABEL	FOR CE(1-PHASE 230V), GENERAL EXPORT (1-PHASE 220V/230V/240V)			1
28	CM300400701	VOLTAGE CAUTION LABEL	FOR USE IN JAPAN(3-PHASE 2-00V) ,JUS(3-PHASE 220V)			1
29	CM300100003	VOLTAGE WARNING LABEL(25)	FOR CE(1-PHASE 230V), GENERAL EXPORT (1-PHASE 220V/230V/240V)			1
30	CM300100401	LABEL 3 (LARGE)	FOR USE IN JAPAN(1-PHASE 1-00V, 3-PHASE 200V),JUS(3-PHASE 220V)			1
31	NM6080002SC	NUT M8				2
32	WS0820002KR	SPRING WASHER, M8				3
33	40035024	OPERATION_BOX_FIXED_PLATE(B)ASM.				1
34	SK3413201SE	WOOD SCREW D=4.1 L=32				2
35	40015797	PANEL CABLE ASSY L				1
36	M90355800A0	POWER SOURCE CORD ASM.	FOR USE IN JAPAN(1-PHASE 100V)			1
37	M90345800A0	GROUND CORD ASM.	FOR USE IN JAPAN(1-PHASE 100V)			1
38	M90175800A0	POWER CABLE ASM.	FOR USE IN JAPAN(3-PHASE 2-00V) ,JUS(3-PHASE 220V)			1
39	40005390	JE POWER CABLE ASM	FOR CE(1-PHASE 230V)			1
40	40023371	SINGLE PHASE POWER CORD ASSY	FOR GENERAL EXPORT (1-PHASE 220V/230V/240V)			1
41	HA004250000	SWITCH	EXCEPT CE(1-PHASE 230V)			1
42	HA005820000	SWITCH	FOR CE(1-PHASE 230V)			1
43	HN002460000	CORES	FOR CE(1-PHASE 230V)			1
44	HX00065000A	CABLE CLIP				2

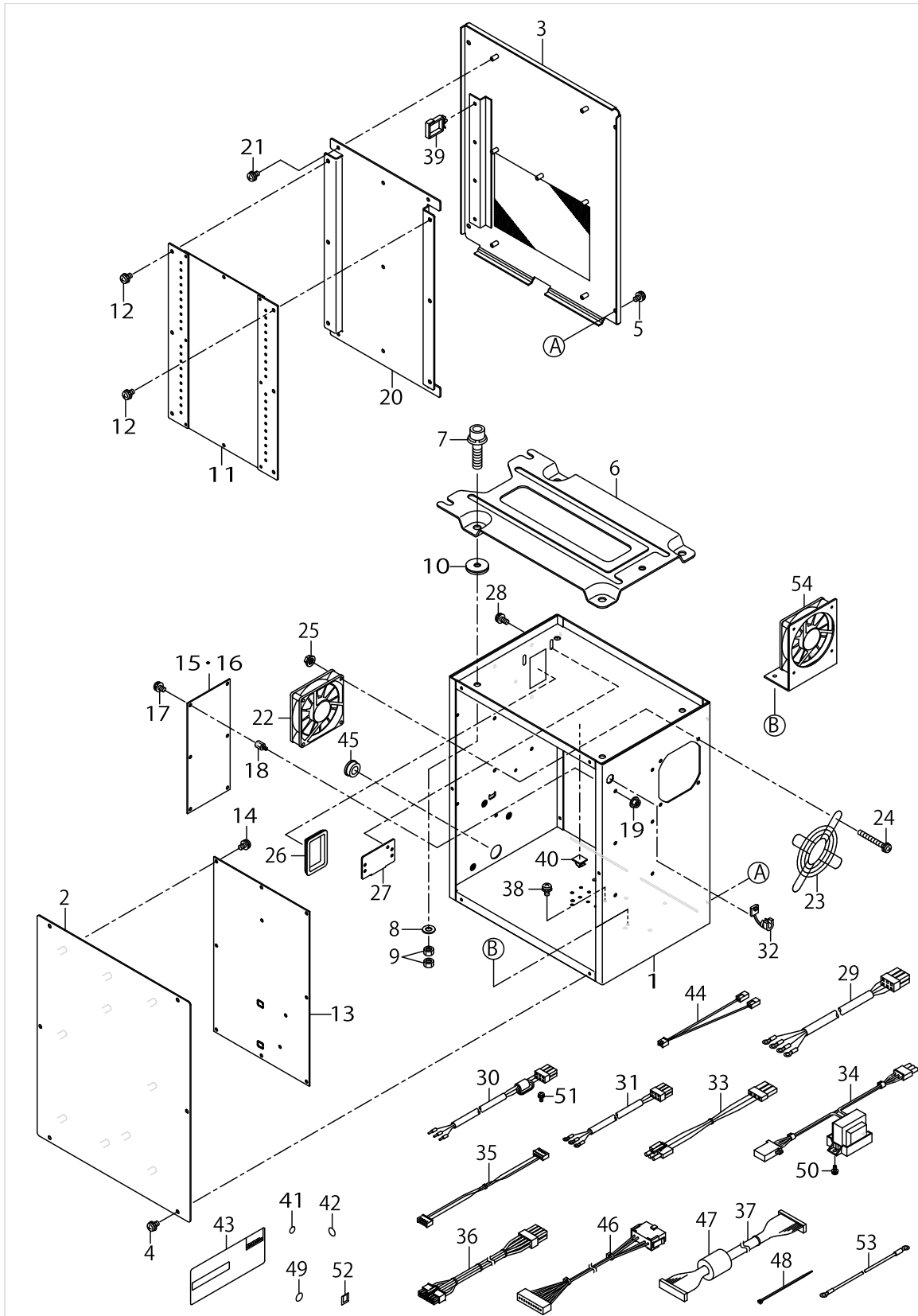
OPERATION PANEL COMPONENTS



OPERATION PANEL COMPONENTS

No.	Parts No.	Parts name	Remarks	Level	Cons	Qty
45	MAO11532000	CORD STAPLE				5
46	SK3512001SE	WOOD SCREW D=5.1 L=20				2
47	MTSHJ100003	BOLT				2
48	SM6084002TN	SCREW M8 L=40				1
49	WP0852086SC	WASHER M8				2
50	WP0841601SC	WASHER 8.4X17.4X1.6				1

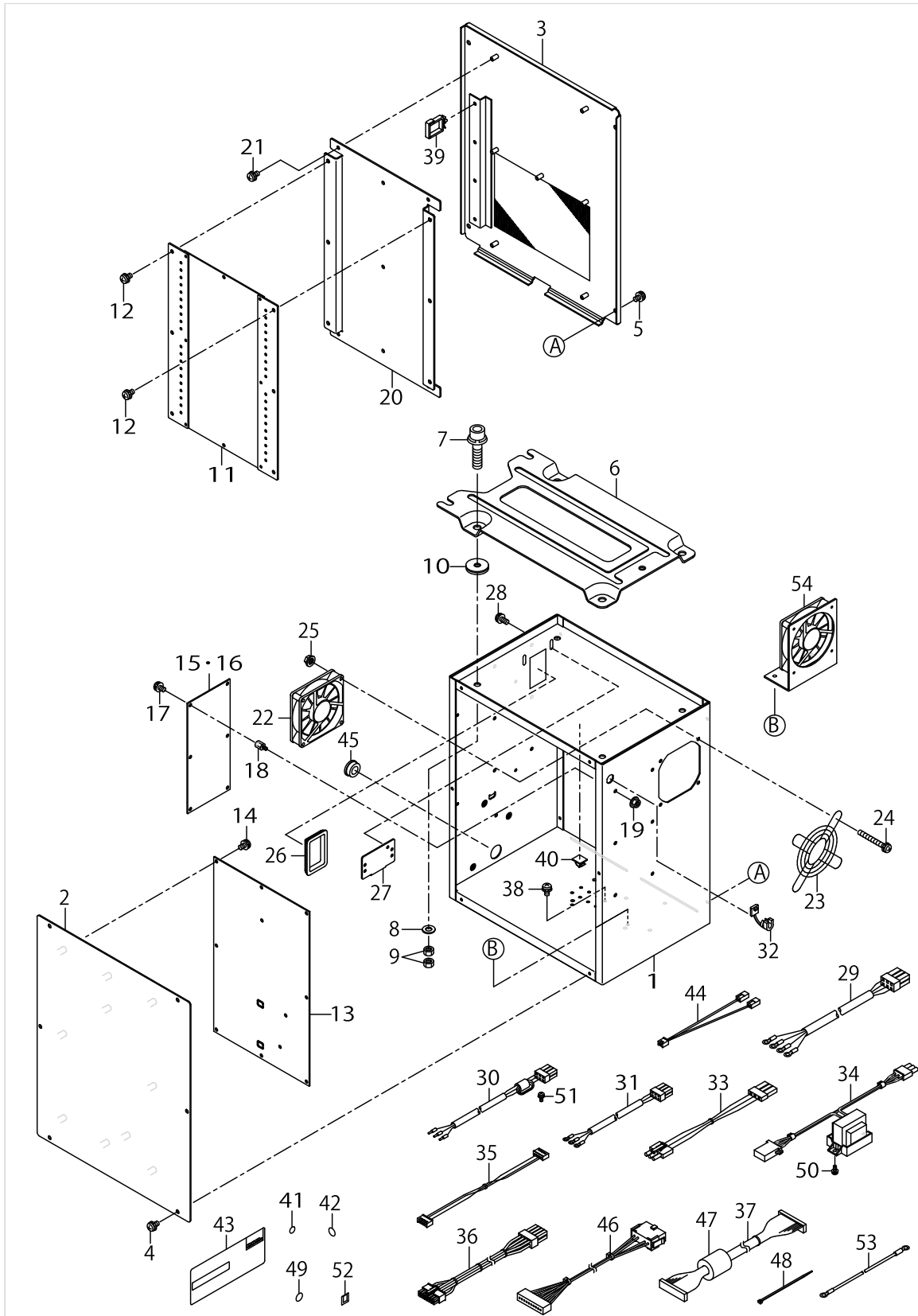
CONTROL BOX COMPONENTS



CONTROL BOX COMPONENTS

No.	Parts No.	Parts name	Remarks	Level	Cons	Qty
1	40003451	CONTROL BOX				1
2	40003452	CONTROL BOX FRONT COVER				1
3	40003453	CONTROL BOX REAR COVER				1
4	SL4040891SC	SCREW M4 L=8				6
5	SL4040891SC	SCREW M4 L=8				4
6	M3801476000	TRANSMISSION BOX FITTING PLATE				1
7	SL6083092TN	SCREW				4
8	WP0841601SC	WASHER 8.4X17.4X1.6				4
9	NM6080001SC	NUT M8X1.25				8
10	M4206461000	WASHER				4
11	40031483	MAIN PCB ASSY				1
12	SL4040891SC	SCREW M4 L=8				6
13	40038663	SDC PCB B ASSY				1
14	SL4040881SC	SCREW M4 L=8				10
15	40000056	FLT-T PCB A ASS'Y	FOR 1-PHASE/3-PHASE			1
16	40000046	FLT-S PCB A ASS'Y	FOR 1-PHASE			1
17	SL4040881SC	SCREW M4 L=8				6
18	HX003390000	STUD				6
19	NM3040520SC	NUT M4				6
20	40005706	MAIN PCB HOLDER PLATE				1
21	SL4040881SC	SCREW M4 L=8				5
22	40005401	FAN MOTOR ASS'Y				1
23	HM000480010	FINGER GUARD				1
24	SL4043591SC	SCREW				4
25	NM3040520SC	NUT M4				4
26	HX004070000	BUSH				1
27	17845009	CORD FITTING PLATE				1
28	SL4041091SC	SCREW M4 L=10				2
29	40005391	POWER CORD 3P ASS'Y	FOR 1-PHASE/3-PHASE			1
30	40005392	POWER CORD 1P ASS'Y	FOR CE			1
31	40005388	POWER CORD 1P220V ASSY	FOR GENERAL EXPORT			1
32	HX00410000A	STRAIN RELIEF BUSHING				1
33	40005393	FLT-SDC CORD P ASS'Y	FOR 1-PHASE/3-PHASE, GENERAL EXPORT			1
34	40012038	REACTOR CORD ASSY	FOR CE			1
35	40005394	FLT-SDC CORD S ASS'Y				1
36	40005726	SDC-MAIN CORD P ASS'Y				1
37	40005727	SDC-MAIN CORD S ASS'Y				1
38	SL4040891SC	SCREW M4 L=8				4
39	HX005110000	WIRE SADDLE				3
40	E9607603000	STICKER (SMALL)				1
41	E9567319000	EARTH MARK				1
42	40003458	MASK SEAL				16
43	40015603	RATING LABEL (BLANK)				1
44	40031485	FAN POWER CABLE				1
45	HX00326000K	DOME PLUG				1
46	40031465	SW RELAY CORD ASM				1

CONTROL BOX COMPONENTS



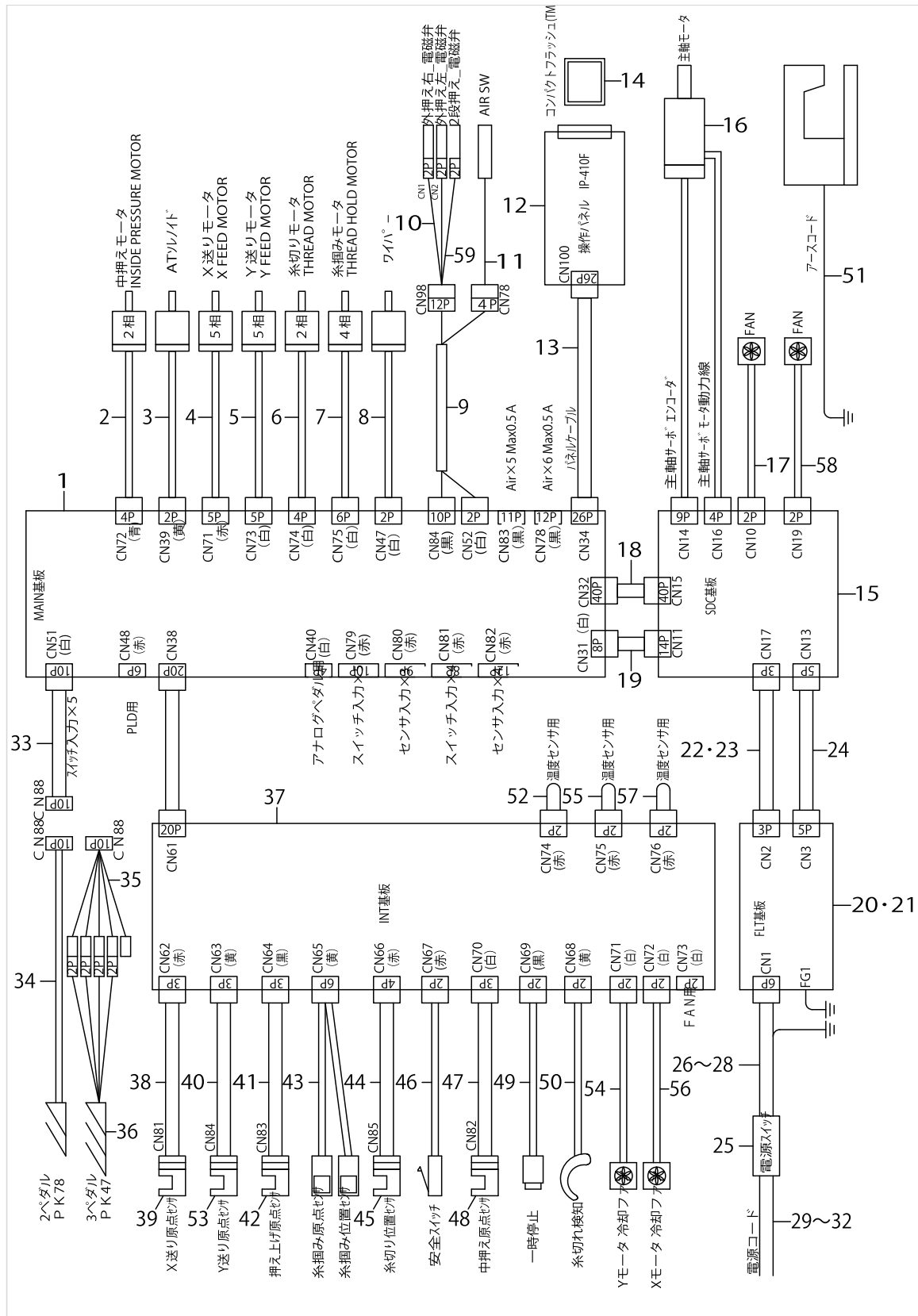
CONTROL BOX COMPONENTS

No.	Parts No.	Parts name	Remarks	Level	Cons	Qty
47	HN001490000	CLAMP FILTER(L)				1
48	EA9500B0100	CABLE BAND				1
49	CM200100001	PE MARK LABEL	FOR CE			1
50	SL4041091SC	SCREW M4 L=10	FOR CE			2
51	SL4041081SC	SCREW M4 L=10	FOR CE			1
52	CM600100101	WEEE MARK LABEL S	FOR CE			1
53	M90295800A0	FDD EARTH CORD ASM.				1
54	40009814	HIGHT TEMPERATURE DISTRICTS FAN				1

WIRING DIAGRAM

No.	Parts No.	Parts name	Remarks	Level	Cons	Qty
1	40031483	MAIN PCB ASSY				1
2	40040226	INSIDE PRESSURE MOTOR				1
3	40032539	AT_SOLENOID				1
4	40040227	X FEED MOTOR				1
5	40040228	Y FEED MOTOR				1
6	40029629	PRESSURE FOOT MOTOR				1
7	40029630	THREAD HOLD MOTOR				1
8	40043359	WIPER_ASM.				1
9	40048528	AIR RELAY CABLE ASM				1
10	40048529	VALVE RELAY CORD ASM				1
11	40030951	FILTER_REGULATOR_ASM.				1
12	40015756	IP-410F STD				1
13	40015797	PANEL CABLE ASSY L				1
14	40050647	COMPACTFLASH(TM)				1
15	40038663	SDC PCB B ASSY				1
16	40029108	SERVO MOTOR				1
17	40005401	FAN MOTOR ASS'Y				1
18	40005727	SDC-MAIN CORD S ASSY				1
19	40005726	SDC-MAIN CORD P ASSY				1
20	40000056	FLT-T PCB A ASS'Y	FOR 1-PHASE/3-PHASE			1
21	40000046	FLT-S PCB A ASS'Y	FOR 1-PHASE			1
22	40005393	FLT-SDC CORD P ASS'Y	FOR 1-PHASE/3-PHASE, GENERAL EXPORT			1
23	40012038	REACTOR CORD ASSY	FOR CE			1
24	40005394	FLT-SDC CORD S ASS'Y				1
25	HA004250000	SWITCH				1
26	40005391	POWER CORD 3P ASSY	FOR 1-PHASE/3-PHASE			1
27	40005392	POWER CORD 1P ASS'Y	FOR CE			1
28	40005388	POWER CORD 1P220V ASSY	FOR GENERAL EXPORT			1
29	M90355800A0	POWER SOURCE CORD ASM.	FOR 1-PHASE(100V)			1
30	M90175800A0	POWER CABLE ASM.	FOR 3-PHASE(200V/220V)			1
31	40005390	JE POWER CABLE ASM.	FOR CE			1
32	M90245800A0	POWER CABLE ASM.,100V	FOR GENERAL EXPORT			1
33	40031465	SW RELAY CORD ASM.				1
34	40033831	PK78 PEDAL SWITCH ASM.				1
35	40033875	PK47 RELAY CABLE ASM.				1
36	GPK470010AB	3-PEDAL ASM.				1
37	40040230	INT PCB ASM				1
38	40040222	X SENSOR CABLE ASM				1
39	HD00057000A	PHOTO SENSOR				1
40	40040223	Y_SENSOR_ASM.				1
41	40040238	PF_SENSOR_CABLE_ASM.				1
42	HD00057000A	PHOTO SENSOR				1
43	40040224	TH_SENSOR_ASM.				1
44	40032509	TT_SENSOR_CABLE_ASM.				1
45	HD002230000	PHOTO SENSOR				1
46	40029633	SAFETY SW CORD ASM.				1

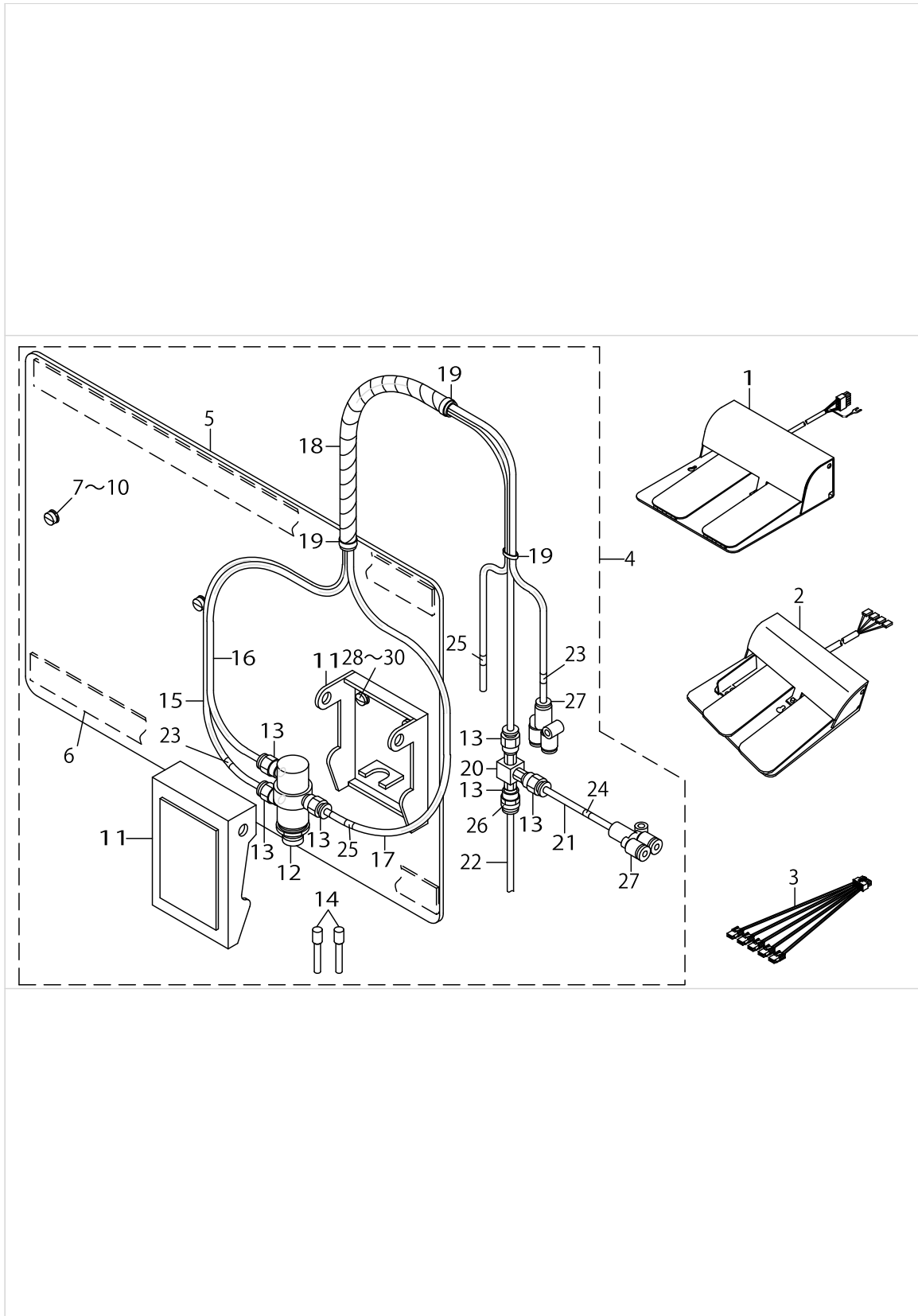
WIRING DIAGRAM



WIRING DIAGRAM

No.	Parts No.	Parts name	Remarks	Level	Cons	Qty
47	40040240	IP SENSOR CABLE ASM				1
48	HD00057000A	PHOTO SENSOR				1
49	40040242	STOP SW ASM				1
50	40040225	THB_SENSOR_CABLE_ASM.				1
51	40005712	EARTH CODE ASM				1
52	40040237	SHORT CONNECTOR				1
53	HD00057000A	PHOTO SENSOR				1
54	40005401	FAN MOTOR ASS'Y				1
55	40040237	SHORT CONNECTOR				1
56	40005401	FAN MOTOR ASS'Y				1
57	40040237	SHORT CONNECTOR				1
58	40005401	FAN MOTOR ASS'Y				1
59	40035324	SOLENOID VALVE CONNECTER ASM	FOR AMS-221EHL,ESL			1

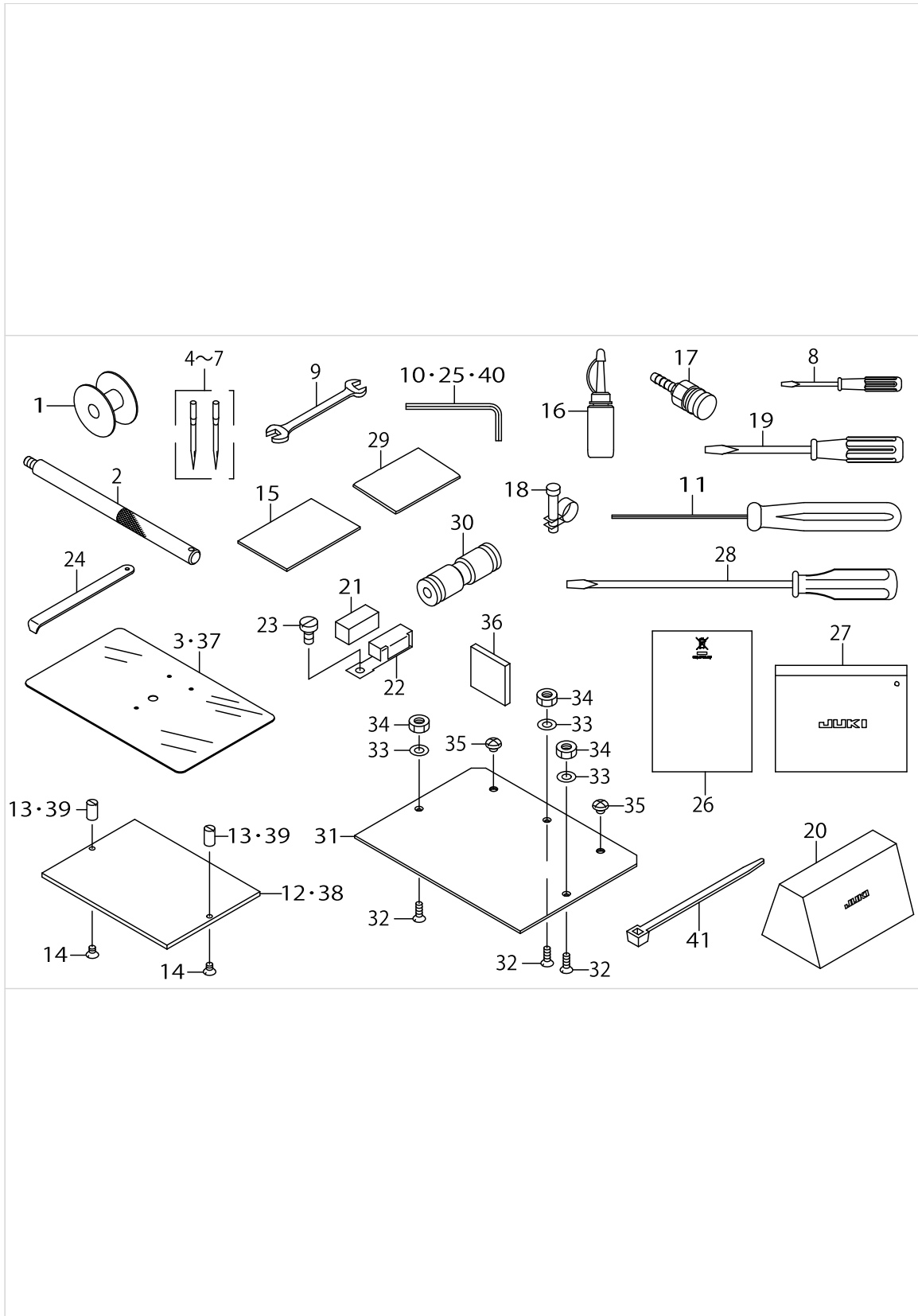
PEDAL COMPONENTS



PEDAL COMPONENTS

No.	Parts No.	Parts name	Remarks	Level	Cons	Qty
1	40033831	PK78 PEDAL SWITCH ASM.	FOR AMS-221EHS,AMS-221E-3020			1
2	GPK470010AB	3-PEDAL ASM.	FOR AMS-221EHL,ESL			1
3	40033875	PK47 RELAY CABLE ASM.	FOR AMS-221EHL,ESL			1
4	40042352	MECHANICAL VALVE UNIT	FOR AMS-221EHS,AMS-221E-3020			1
5	D8001D15A0Y	PEDAL BASE		*		1
6	D8002D15A0Y	PEDAL CUSHION		*		2
7	SS6111210SP	SCREW 11/64-40 L=12		*		2
8	WP0450801SD	WASHER 4.5X10X0.8		*		2
9	WS0451040KP	SPRING WASHER 4.5X8.5X1		*		2
10	WP0553216SD	WASHER		*		2
11	PX020002000	ACTUATOR		*		1
12	PV010502000	AIR VALVE		*		1
13	PJ301040501	HALF UNION M5 D=4		*		6
14	PX500014000	PLUG		*		2
15	BT0400251EB	URETHANE HOSE, BLACK		*		1.9
16	BT0400251EB	URETHANE HOSE, BLACK		*		1.8
17	BT0400251EB	URETHANE HOSE, BLACK		*		1.9
18	HX00314000A	SPIRAL TUBE		*		0.6
19	EA9500B0100	CABLE BAND		*		3
20	GEP01013000	VALVE		*		1
21	BT0400251EB	URETHANE HOSE, BLACK		*		0.1
22	BT0400251EB	URETHANE HOSE, BLACK		*		0.1
23	18035204	WIRE MARK (3)		*		2
24	18035303	WIRE MARK (4)		*		1
25	18035600	WIRE MARK (7)		*		2
26	18035709	WIRE MARK (8)		*		1
27	PJ308040002	QUICK COUPLING		*		2
28	WP0450801SD	WASHER 4.5X10X0.8		*		2
29	WS0451040KP	SPRING WASHER 4.5X8.5X1		*		2
30	SS7111120TP	SCREW		*		2

ACCESSORIE PART COMPONENTS



ACCESSORIE PART COMPONENTS

No.	Parts No.	Parts name	Remarks	Level	Cons	Qty
1	B1806210D00	BOBBIN				1
2	40044920	HEAD GRIP				1
3	B1170221D00	NEEDLE PLATE COVER SHEET	FOR AMS-221EHS,EHL,ESL			1
4	MDP500B1402	NEEDLE DPX5#14-2	TYPE S (FOR ST)		☆	1
5	MDP170B1802	NEEDLE DPZ17#18-2	TYPE H (FOR ST)		☆	1
6	MC200501002	NEEDLE 134 #100-2	TYPE S (FOR JE)		☆	1
7	MC372001102	NEEDLE SY3355 #110-2	TYPE H (FOR JE)		☆	1
8	22933204	SCREW DRIVER,SMALL				1
9	B9113012000	WRENCH (9X10)				1
10	B9140372000	HEXAGONAL WRENCH, SMALL				1
11	40032763	HEXAGONAL_DRIVER(1.5)				1
12	40035093	PLASTIC_BLANK_2516	FOR AMS-221EHS			1
13	40035092	INSTALLING_PIN	FOR AMS-221EHS			2
14	SM1040650TP	SCREW	FOR AMS-221EHS,AMS-221E-3020			2
15	B2564223C00	SPONGE				1
16	B91212200A0	OILER (CONTAINING NO.2 OIL)				1
17	PJ309520001	SOCKET				1
18	PB000010000	HOSE BAND				1
19	22933105	SCREW DRIVER,MIDDLE				1
20	40027770	VINYL COVER				1
21	B1131528000	FELT				1
22	10102200	THREAD GUIDE F				1
23	SM6040860TP	SCREW M4 L=8				1
24	B9101490000	DRIVER				1
25	B9141372000	HEXAGONAL WRENCH, LARGE				1
26	CM600100201	WEEE INFORMATION SHEET	FOR JE			1
27	22932800	ACCESSORIE BAG				1
28	22933006	SCREW DRIVER,LARGE				1
29	B2591220000	RUBBER SHEET				1
30	PJ303040002	STRAIGHT UNION	FOR AMS-221EHS,AMS-221E-3020			4
31	40035095	PLASTIC_BLANK_2516L	FOR AMS-221EHL,ESL			4
32	SM1041201SC	SCREW M4 L=12	FOR AMS-221EHL,ESL			6
33	WP0430801SC	WASHER 4.3X9X0.8	FOR AMS-221EHL,ESL			6
34	NM6040001SC	NUT M4	FOR AMS-221EHL,ESL			6
35	SM4040455SP	SCREW	FOR AMS-221EHL,ESL			4
36	40050647	CF CARD SET AMS 221E				1
37	40033185	COVER_SEET	FOR AMS-221E-3020			1
38	40035094	PLASTIC_BLANK_3020	FOR AMS-221E-3020			1
39	40051836	INSTALLING_PIN	FOR AMS-221E-3020			2
40	GCT02906000	HEXAGONAL SPANNER				1
41	EA9500B0100	CABLE BAND				1

HOW TO MAKE USE OF THIS PARTS LIST

1.Explanation of codes

1)"Mark".....means this part is changed from the previous parts book.

As to the details of the change, refer to the "List for information of change."

2)"Qty"..... refers to "Qty" explanation at bottom of page.

2.Codes on the "Qty" column

• Each numeral indicates the number of parts required.

• "0.1" and "2.5" indicate the length (in meters) of the respective parts.

3.Parentheses mean that the corresponding part is a subpart that constructs an assembly part.

4.Dotted lines on the figures indicate assembly parts.

5.As to the parts with marks of "☆" (consumable parts) and "◎" (optional parts) on the respective parts, it is recommended to prepare spares.

1."注記"欄の記号説明

1) "＊"印.....前回のパーツブックに比較して今回変更された部品を意味します。

※"コンパクトフラッシュ (TM)"は米国サンディスク社の登録 商標です。

2) "#01".....ページ下の"注記"の説明を参照してください。

2.数量欄の数字は、個数を表し、0.1、2.5等の数値は、長さ（単位メートル）を表します。

3.数量欄の（ ）は、組部品を構成している子部品であることを意味します。

4.イラストページの-----枠は、組構成であることを意味します。

5.リストページの"☆"（消耗部品）、"◎"（オプション部品）の印がついた部品は、予備を準備しておくことをお勧めします。

※"コンパクトフラッシュ (TM)"は米国サンディスク社の登録商標です。

*"CompactFlash(TM)" is the registered trademark of SanDisk Corporation, U.S.A

NUMERICAL INDEX OF PARTS

PART NO	PAGE	REF NO.	PART NO	PAGE	REF NO.	PART NO	PAGE	REF NO.
10004109	6	3	22930309	64	14	26260406	6	8
10102200	80	22	22930358	64	1	26260505	6	9
10108009	16	22	22930408	64	10	26260604	6	10
10502300	2	35	22930507	64	9	26260703	6	11
11023603	60	49	22930705	64	7	26260802	6	12
11072402	8	49	22930804	64	5	26261206	6	16
11111051	32	13	22930903	64	4	26261305	6	17
11155108	58	17	22931000	64	3	26261503	6	18
11155207	58	18	22931109	64	2	26261602	6	19
11158300	58	5	22931208	64	15	26261701	6	20
11158409	58	6	22931307	64	11	26501858	28	18
11158516	58	7	22931406	64	8	31262801	10	13
11272408	48	18	22932800	80	27	40000046	70	15-16
13122403	20	23	22933006	80	28	40000046	74	20-21
13122452	20	22	22933105	80	19	40000056	70	15-16
13502109	58	19	22933204	80	8	40000056	74	20-21
13529607	28	26	22955504	32	4	40000097	66	20
13705108	2	21	22955900	32	7	40000146	66	3
13816855	10	12	22956007	32	8	40003451	70	1
14103352	28	39	22956106	32	9	40003452	70	2
14103907	28	21	22956205	32	10	40003453	70	3
14104004	28	19	22956908	32	14	40003458	70	42
14113450	8	51	22957104	32	15	40003970	24	46
14113468	8	48	22957203	32	16	40005388	70	31
16870206	60	54	23517501	38	4~7	40005388	74	26~28
16992604	48	19	23517600	38	4~7	40005390	66	39
17007402	58	8	23517709	38	4~7	40005390	74	29~32
17833658	58	9	23517808	38	4~7	40005391	70	29
17845009	70	27	23604200	16	2	40005391	74	26~28
18035204	78	23	23604309	16	42	40005392	70	30
18035303	78	24	23610108	20	39	40005392	74	26~28
18035600	78	25	23630007	28	25	40005393	70	33
18035709	78	26	23638109	10	39	40005393	74	22-23
22687701	48	21	23638208	10	41	40005394	70	35
22891006	18	73	23638406	10	42	40005394	74	24
22891204	16	28	26023408	52	7	40005401	50	66
22901409	18	62	26211904	2	12	40005401	70	22
22902506	2	4	26218602	34	31	40005401	74	58
22907505	20	45	26221101	10	15	40005401	76	58
22907554	20	44	26221200	10	14	40005706	70	20
22907604	20	46	26223701	58	20	40005712	6	31
22920508	2	16	26226001	24	42	40005712	76	51
22921506	34	29	26260109	6	5	40005726	70	36
22921605	34	42-46	26260208	6	6	40005726	74	19
22928808	34	28	26260307	6	7	40005727	70	37

NUMERICAL INDEX OF PARTS

PART NO	PAGE	REF NO.	PART NO	PAGE	REF NO.	PART NO	PAGE	REF NO.
40005727	74	18	40010423	16	10	40012038	70	34
40005848	66	5	40010424	16	11	40012038	74	22·23
40006317	28	9	40010425	16	12	40012965	20	19
40006484	2	39	40010426	16	13	40013640	6	29
40006497	10	40	40010427	16	14	40013967	36	48
40006515	18	50	40010434	16	33	40014963	28	40
40006516	18	52	40010437	16	36	40014964	30	41·49·68
40006529	18	64	40010438	16	37	40014965	30	41·49·68
40006530	18	65	40010439	16	38	40015603	70	43
40006531	18	66	40010440	16	39	40015756	66	1
40006532	18	74	40010441	18	55	40015756	74	12
40006534	18	70	40010442	18	56	40015797	66	35
40006535	18	71	40010443	40	58	40015797	74	13
40006537	18	75	40010464	28	2	40015800	42	5
40006555	16	17	40010471	28	28	40023371	66	40
40006561	16	23	40010472	28	30	40023624	38	13
40006567	28	5	40010477	34	6	40023631	22	49
40006569	28	6	40010478	34	41	40023632	22	50
40006574	28	13	40010479	34	8	40023635	52	52
40006576	28	31	40010487	34	17	40023635	54	52
40006577	28	22	40010489	34	23	40023644	52	3
40006578	28	45	40010490	34	20	40023662	62	29
40006617	34	5	40010497	34	21	40023865	6	13
40006622	34	25	40010498	34	22	40023866	6	14
40006625	34	4	40010499	34	24	40023993	34	12
40006666	40	54	40010503	34	27	40024063	28	7
40006712	38	10	40010504	34	30	40024988	20	29
40006761	42	1	40010508	34	32·33	40024989	24	24
40006762	42	3	40010509	34	34	40024991	20	40
40006765	42	4	40010510	34	35	40024997	10	9
40006768	42	19	40010511	34	36	40024999	2	6
40006772	42	10	40010512	34	37	40025011	20	13
40006777	42	16·17	40010513	34	38	40025012	20	5
40006780	42	11	40010514	34	39	40025014	10	70
40006781	42	12	40010515	34	40	40025014	12	70
40006782	42	14·15	40010521	34	43	40025016	24	31
40006836	10	34	40010522	34	44	40025030	24	36
40006840	10	36	40010523	34	45	40025414	2	14
40009814	72	54	40010525	38	16	40025415	20	8
40010405	2	29	40010527	42	22	40025416	32	3
40010414	2	10	40010528	42	23	40025418	24	33
40010415	16	5	40010533	18	54	40025419	24	47
40010418	16	7	40010589	42	9	40025420	24	44
40010421	16	20	40011152	42	24	40025423	24	8
40010422	16	9	40011902	18	77	40025426	24	27

NUMERICAL INDEX OF PARTS

PART NO	PAGE	REF NO.	PART NO	PAGE	REF NO.	PART NO	PAGE	REF NO.
40025427	20	2	40030628	22	63~65	40032186	38	15
40025428	20	11	40030629	22	63~65	40032187	42	26
40025429	20	26	40030630	22	63~65	40032190	34	26
40025431	20	1	40030779	32	12	40032191	50	58
40025440	32	34	40030780	32	5	40032192	48	3
40025441	32	35	40030828	2	8	40032197	48	7
40026817	24	4	40030829	6	15	40032198	48	8
40026818	16	24	40030926	66	4	40032199	44	1·50
40026819	24	9	40030932	38	23~25	40032200	46	1·50
40026829	10	30	40030933	38	23~25	40032201	44	4·37
40026830	10	31	40030934	38	45	40032202	44	2
40026831	10	32	40030936	38	1	40032203	48	9
40026882	18	57	40030942	42	16·17	40032205	44	3
40026884	18	60·61	40030943	42	14·15	40032209	44	4·37
40026979	2	3	40030950	62	15	40032210	48	13
40027770	80	20	40030951	62	17	40032211	48	14
40027870	24	37	40030951	74	11	40032212	48	15
40027971	2	37	40030956	32	6	40032213	44	5
40028337	40	59	40031136	16	16	40032215	48	16
40028338	6	4	40031336	6	28	40032216	48	17
40028459	2	31	40031465	70	46	40032217	44	6
40028834	2	47	40031465	74	33	40032218	44	25
40028835	4	48	40031483	70	11	40032219	44	10
40028873	38	21	40031483	74	1	40032221	48	23
40028877	2	28	40031485	70	44	40032223	44	40
40029108	74	16	40032158	2	1	40032226	56	1
40029411	34	32·33	40032159	2	26	40032229	52	16
40029412	34	42·46	40032160	12	52	40032230	52	17
40029419	20	36	40032161	12	53·76	40032231	54	57
40029420	24	5	40032162	14	1	40032232	62	1
40029629	40	49	40032163	14	3	40032233	62	6
40029629	74	6	40032167	14	8	40032238	44	23
40029630	42	30	40032168	14	2	40032239	44	30
40029630	74	7	40032173	10	18	40032240	44	35
40029633	10	45	40032174	12	61	40032242	58	15
40029633	74	46	40032175	16	8	40032343	34	11
40030615	24	15	40032176	14	28·34	40032345	34	14
40030616	22	62	40032177	14	28·34	40032483	24	6
40030617	20	4	40032178	14	29·35	40032509	74	44
40030620	20	31	40032179	24	7	40032539	34	1
40030621	22	55	40032180	24	17	40032539	74	3
40030623	20	47	40032181	24	23	40032763	80	11
40030625	24	1	40032182	30	67	40032798	20	43
40030626	24	2	40032184	30	59	40032835	56	19
40030627	24	3	40032185	30	57	40032836	56	20

NUMERICAL INDEX OF PARTS

PART NO	PAGE	REF NO.	PART NO	PAGE	REF NO.	PART NO	PAGE	REF NO.
40032837	56	22	40040225	2	45	40051769	56	43
40032838	56	23	40040225	76	50	40051770	56	37
40032839	56	14	40040226	24	20	40051782	56	45
40032840	56	15	40040226	74	2	40051836	80	13·39
40032842	56	3	40040227	48	26	40051987	2	40
40032843	56	40	40040227	74	4	40052237	12	58
40032844	56	7	40040228	50	61	40052937	16	40
40033069	42	39	40040228	74	5	40057368	48	4
40033182	10	37	40040230	10	47	40057369	48	11
40033183	10	38	40040230	74	37	40057370	48	5
40033185	80	3·37	40040237	76	57	40057371	48	6
40033186	14	5	40040238	74	41	40057380	12	53·76
40033831	74	34	40040240	76	47	40057386	50	79
40033831	78	1	40040242	2	33	40057387	50	81
40033875	74	35	40040242	76	49	40061991	28	41·49·68
40033875	78	3	40040256	38	8	40068829	22	58
40034185	52	38	40042352	78	4	40068832	22	59
40034186	52	40	40042796	66	2	40068833	20	14
40034568	52	1·2	40043096	50	68	40068834	20	28
40034846	28	12	40043097	50	62	40068835	20	7
40035024	66	33	40043098	44	42	40072009	28	4
40035092	80	13·39	40043321	26	55	40073085	38	23~25
40035093	80	12·38	40043359	32	1	40076294	32	42
40035094	80	12·38	40043359	74	8	A1230500000A	18	48
40035095	80	31	40043869	28	1	B1111215000	10	1
40035160	42	34	40043938	34	15	B1115215000	10	2
40035161	42	28	40044152	10	17	B1116215000	12	55
40035324	76	59	40044186	52	1·2	B1129210000	2	19
40035705	14	4	40044329	56	33	B1131528000	80	21
40036110	6	34	40044920	80	2	B1132223C00	10	69
40036117	28	37	40044971	66	13	B1132223C00	12	69
40036118	28	47	40046076	66	16	B1144210000	16	45
40037500	32	32	40046088	66	17	B1155221D00	14	6
40037501	32	33	40048528	74	9	B1156221D00	14	7
40038663	70	13	40048529	74	10	B1157215000	14	13
40038663	74	15	40050509	4	49	B1170221D00	80	3·37
40039546	10	68	40050647	74	14	B1181221D00	14	9
40039546	12	68	40050647	80	36	B1182221D00	14	10
40039547	10	67	40051330	66	12	B1183221D00	14	11
40039547	12	67	40051332	66	19	B1193221D00	14	12
40040082	42	43	40051333	66	18	B1212210D00	16	44
40040222	74	38	40051499	12	59	B1213210D00	16	46
40040223	74	40	40051500	56	34	B1403372000A	52	5
40040224	42	33	40051501	12	75	B1405210000	18	60·61
40040224	74	43	40051502	12	60	B1408180000	20	32

NUMERICAL INDEX OF PARTS

PART NO	PAGE	REF NO.	PART NO	PAGE	REF NO.	PART NO	PAGE	REF NO.
B14115520A0	18	58	B242328000B	38	41~44	B471122000H	52	14
B1411804A00	30	53~56	B242328000C	38	41~44	B8101221DA0	58	1
B1411804B00	30	53~56	B242328000D	38	41~44	B8102221DA0	58	2
B1411804C00	30	53~56	B2424210000	38	46	B8103221DA0	58	3
B1411804D00	30	53~56	B242621000A	38	26~28	B8110373N00	58	10
B1414555000	18	59	B242621000B	38	26~28	B8115215000	58	21
B1504210000	52	4	B242621000D	38	26~28	B8150221D00	58	4
B1504221D00	14	29·35	B2504221D00	48	1·2	B8160229000	58	41
B151902600G	44	7	B2505221D00	48	1·2	B8161220000	58	42
B161121000A	22	48	B2513215000	56	17	B8162220000	58	22
B1625220000	54	51	B2516215000	54	54	B8163220000	58	43
B1634210D00	22	53	B2518215000	52	44	B8168215000	58	23
B1636581A00	20	15~18	B2518215A00	52	46	B8171223C00	58	24
B1636581B00	20	15~18	B2524223C00	50	80	B8202205000	58	25
B1636581C00	20	15~18	B2525223C00	48	10	B8267180000	12	57
B1636581D00	20	15~18	B2527215000	52	45	B9101490000	80	24
B1641562000	24	41	B2529232000	10	3	B9113012000	80	9
B1802180000	48	22	B2530215000	54	59	B9121012000	58	26
B1806210D00	28	43	B2534223C00	48	12	B91212200A0	80	16
B1806210D00	80	1	B2537221D00	48	40	B9140372000	80	10·25·40
B1816215P00	40	48	B2548215000	54	58	B9141372000	80	10·25·40
B1816280000	44	8	B2558220000	56	4	BME01100000	66	25·26
B1816280000	52	21	B2560220000	56	41	BME03200000	66	25·26
B1816280000	56	24	B2564223C00	80	15	BT0400251EB	52	34
B1820210D00	28	14	B2567215000	56	12	BT0400251EB	78	22
B1821210D00	28	15	B25672150A0	56	11	BT0600401EB	62	12
B1822215P00	28	16	B2568223C00	52	25	CM100100001	6	32
B1828210DAA	28	42	B2576220000	52	6	CM200100001	72	49
B1847221D00	30	52	B25792290A0	52	32	CM300100003	66	28·29
B185351200EA	54	55	B2591220000	80	29	CM300100401	66	30
B1903552000	18	76	B2613215000	56	9	CM300200003	6	2
B1908505000	18	67	B26132150A0	56	8	CM300400601	66	27
B2107210D00	32	2	B3012816000	54	48	CM300400701	66	28·29
B2107210D0B	32	43	B3013141H0A	44	44	CM301200001	6	1
B2110210D00	32	41	B3120372000	2	41	CM500100001	60	53
B2130210D00	32	11	B3126012000	8	52	CM600100101	6	33
B2304205000	54	50	B3509210000	6	38	CM600100101	66	15
B24142800A0	38	34	B3509210000	42	41	CM600100101	72	52
B24152800A0	38	32	B3538112000	6	41	CM600100201	80	26
B2416280000	38	31	B4022221D00	44	38	CQ200000000	28	24
B2417210000	38	36	B471122000C	52	11	CQ303000000	20	3
B2417280000	38	38	B471122000D	52	12	CS079073ASH	20	33
B2418280000	38	30	B471122000E	52	35	CS079073BSH	52	42
B2421210AA0	38	29	B471122000F	52	36	CS0800881TP	24	29
B242328000A	38	41~44	B471122000G	52	13	CS100081CSP	48	25

NUMERICAL INDEX OF PARTS

PART NO	PAGE	REF NO.	PART NO	PAGE	REF NO.	PART NO	PAGE	REF NO.
D2502232D00	58	27	HK034610040	62	24	MDP170B1800	18	79~82
D7133555B00	8	53	HK034640000	62	25	MDP170B1802	80	4~7
D8001D15A0Y	78	5	HK03464000B	32	18	MDP500B1400	18	79~82
D8002D15A0Y	78	6	HM000480010	70	23	MDP500B1402	80	4~7
D8204555D00	58	28	HN001490000	72	47	MTJMS00000S	58	30
E2678453000	62	21	HN002460000	66	43	MTSHJ100003	68	47
E9567319000	70	41	HW200390000	32	20	NM3040520SC	70	25
E9607603000	70	40	HW500070000	32	21	NM6030003SC	14	14
EA9500B0100	6	44	HX00065000A	66	44	NM6040000SN	2	15
EA9500B0100	10	44	HX00150000B	30	65	NM6040001SC	50	74
EA9500B0100	26	50	HX00150000C	6	36	NM6040001SC	80	34
EA9500B0100	28	44	HX00150000D	6	37	NM6040001SP	38	9
EA9500B0100	42	46	HX00150000D	26	53	NM6040003SC	34	18
EA9500B0100	44	47	HX00150000D	28	32	NM6050001SE	64	17
EA9500B0100	62	26	HX00150000D	46	48	NM6050001SP	38	12
EA9500B0100	72	48	HX00150000H	6	40	NM6050001SP	50	78
EA9500B0100	78	19	HX00150000K	6	42	NM6050003SC	54	61
EA9500B0100	80	41	HX002330000	52	24	NM6060002SE	58	46
EA9500B0200	6	45	HX00233000B	52	23	NM6060003SC	54	60
G5151171000	58	29	HX002680000	66	11	NM6060003SC	56	28
G8124270000	62	19	HX003070000	6	39	NM6080001SC	60	52
GAF01007000	18	49	HX00314000A	78	18	NM6080001SC	70	9
GAT23301000	48	24	HX00326000K	70	45	NM6080002SC	66	31
GCT02906000	80	10·25·40	HX003390000	12	49	NM6080721SE	62	33
GEP01013000	78	20	HX003390000	70	18	NM6100001SD	10	4
GPK470010AB	74	36	HX00354000N	66	6	NM6120003SE	58	11
GPK470010AB	78	2	HX00354000S	66	7	NM6160511SE	64	18
HA004250000	66	41·42	HX004070000	70	26	NS6090310SP	32	22
HA004250000	74	25	HX00410000A	70	32	NS6110310SP	8	50
HA005820000	66	41·42	HX005110000	70	39	NS6110310SP	32	23
HA006000000	32	19	M300451100A	66	21	PA1602509A0	52	9
HD000570000	44	28	M3801476000	70	6	PA1602510A0	52	31
HD00057000A	26	48	M4206461000	70	10	PB000010000	80	18
HD00057000A	40	56	M90175800A0	66	38	PC012401000	52	62
HD00057000A	44	33	M90175800A0	74	29~32	PC012401000	54	62
HD00057000A	74	53	M90245800A0	74	29~32	PF0552040B0	62	18
HD00057000A	76	53	M90295800A0	72	53	PF070501000	62	7
HD00204000A	42	35	M90345800A0	66	37	PJ025200003	62	23
HD00204000B	42	36	M90355800A0	66	36	PJ032052503	52	33
HD002230000	38	19	M90355800A0	74	29~32	PJ046052503	52	10
HD002230000	74	45	MAO11532000	68	45	PJ301040501	78	13
HF001301500	66	22~24	MC200501000	18	79~82	PJ301040505	62	8
HF00130315S	66	22~24	MC200501002	80	4~7	PJ301060003	62	13
HF003000200	66	22~24	MC372001100	18	79~82	PJ303040002	80	30
HK034610020	32	17	MC372001102	80	4~7	PJ305065202	62	20

NUMERICAL INDEX OF PARTS

PART NO	PAGE	REF NO.	PART NO	PAGE	REF NO.	PART NO	PAGE	REF NO.
PJ308040002	78	27	SB30700020B	16	29~32	SL4041091SC	6	47
PJ309520001	80	17	SB30700020C	16	29~32	SL4041091SC	12	54
PS0150065KP	14	15	SB30700020D	16	29~32	SL4041091SC	70	50
PS0150065KP	56	13	SB30800100A	28	33~36	SL4041091SC	72	50
PS0400142KH	16	47	SB30800100B	28	33~36	SL4041291SC	38	20
PV010502000	78	12	SB30800100C	28	33~36	SL4043591SC	70	24
PV015211000	62	22	SB30800100D	28	33~36	SL4051091SC	62	30
PV150209000	62	9	SB408000100	24	13	SL6040892TN	2	34
PV150209100	62	10	SB412000100	48	32	SL6041092TN	6	46
PV915005000	62	11	SD0350156TP	42	27	SL6041692TN	30	63
PX020002000	78	11	SD0400266TP	42	8	SL6052092TN	48	35
PX050003000	62	28	SD0650321TP	32	28	SL6052592TN	16	41
PX500014000	78	14	SD0800327TP	38	11	SL6061692TN	12	71
PX950009000	62	27	SD0800336TP	22	61	SL6062592TN	52	26
RC0560711KP	6	21	SD0800337TP	24	25	SL6083092TN	70	7
RC0650811KP	20	25	SD0800386TP	20	35	SL6084092TN	6	35
RC3781518KP	20	20	SD0800387TP	24	40	SL9061291SE	10	66
RE0200000K0	42	7	SD0800407TP	42	25	SL9061291SE	12	66
RE0250000K0	32	24	SD0800408TP	20	38	SL9061293SE	58	12
RE0300000K0	28	17	SD0800656TP	22	56	SL9082093SE	58	13
RE0300000K0	52	53	SD0800746TP	20	10	SL9082093SE	62	31
RE0300000K0	54	53	SD1000506TP	20	37	SM0040601SC	40	53
RE0320000K0	52	30	SD1002206TP	22	60	SM1030601SP	14	19
RE0400000K0	6	22	SK1382501SE	58	33	SM1030601SP	16	21
RE0500000K0	32	25	SK3311600SC	58	35	SM1040650TP	80	14
RE0700000K0	24	35	SK3413201SE	66	34	SM1040801SP	14	18
RE0700000K0	58	32	SK3452500SC	58	37	SM1040870TP	12	72
RE0800000K0	16	25	SK3452500SC	62	16	SM1040870TP	38	3
RE0900000K0	34	3	SK3512001SE	68	46	SM1040870TP	44	16
SB104001600	18	69	SL4030641SE	32	30	SM1040870TP	56	44
SB108000200	30	60	SL4030681SC	66	10	SM1041201SC	80	32
SB108000500	24	26	SL4030691SC	66	9	SM2360110TP	42	20
SB108000500	48	28	SL4031091SC	26	49	SM4020600SP	42	18
SB108002200	18	68	SL4031091SC	40	57	SM4021201SC	10	43
SB108002300	18	72	SL4031091SC	44	34	SM4030401SC	14	16
SB110001300	48	29	SL4040681SC	10	33	SM4030455SP	28	23
SB110002400	28	3	SL4040881SC	70	21	SM4030501SF	66	14
SB110002400	40	52	SL4040891SC	6	30	SM4030601SN	2	36
SB112001700	28	8	SL4040891SC	12	48	SM4030601SN	32	29
SB120000900	16	1	SL4040891SC	26	54	SM4033001SC	50	64
SB120001700	16	6	SL4040891SC	30	66	SM4040455SP	80	35
SB120001800	16	4	SL4040891SC	46	49	SM4040655SP	2	42
SB130000200	48	30	SL4040891SC	62	14	SM4040655SP	14	21
SB130000300	48	31	SL4040891SC	70	38	SM4040655SP	50	65
SB30700020A	16	29~32	SL4041081SC	72	51	SM4040855SP	2	43

NUMERICAL INDEX OF PARTS

PART NO	PAGE	REF NO.	PART NO	PAGE	REF NO.	PART NO	PAGE	REF NO.
SM4040855SP	14	20	SM6040802TP	10	64	SM7751160TP	22	51
SM4040855SP	32	36	SM6040802TP	12	64	SM8030412TP	18	63
SM4040855SP	58	39	SM6040802TP	22	52	SM8030412TP	34	7
SM4041055SP	2	38	SM6040802TP	34	16	SM8040310SS	18	53
SM4041055SP	14	23	SM6040802TP	38	51	SM8040412TP	32	27
SM4041055SP	48	37	SM6040802TP	40	51	SM8040802TP	6	26
SM4041255SP	14	33	SM6040802TP	44	46	SM8050412TP	24	43
SM4041255SP	56	38	SM6040860TP	2	18	SM8050412TP	48	45
SM4041655SP	14	24	SM6040860TP	34	13	SM8050502TP	6	25
SM4042055SP	48	38	SM6040860TP	80	23	SM8050512TP	56	42
SM4043501SN	50	67	SM6041002TP	44	14	SM8050592TP	38	55
SM4050655SP	14	31	SM6041150TP	6	27	SM8050592TP	40	55
SM4050655SP	56	5	SM6041150TP	48	41	SM8050812TP	48	46
SM4050855SP	10	46	SM6041202TP	42	40	SM8050812TP	52	27
SM4050855SP	32	38	SM6041202TP	48	43	SM8060602TP	24	19
SM4051055SP	2	46	SM6041402TP	24	21	SM8060602TP	48	48
SM4051255SP	48	39	SM6041402TP	44	15	SM8060602TP	50	48
SM4051405SE	64	12	SM6041602TP	48	34	SM8060610TP	28	46
SM4051655SP	40	50	SM6041802TP	44	43	SM8060802TP	50	49
SM4061255SP	2	13	SM6041802TP	48	42	SM8060812TP	10	6
SM5040655SN	6	24	SM6050800SP	50	52	SM8060812TP	16	43
SM5040855SN	10	16	SM6050800SP	52	19	SM8060812TP	20	12
SM6020250TP	30	48	SM6050802TP	24	45	SM8060812TP	24	34
SM6020350SP	42	13	SM6051000SP	44	18	SM8060812TP	28	11
SM6020450TP	42	37	SM6051000SP	52	41	SM8060812TP	38	14
SM6020460TP	28	38	SM6051600SP	44	17	SM8060812TP	50	51
SM6030602TP	42	44	SM6051802TP	48	36	SM8060812TP	56	25
SM6030602TP	44	11	SM6051802TP	56	18	SM8061050TP	30	50
SM6030802TP	44	12	SM6060550TP	16	27	SM8061212TP	28	27
SM6040460TP	30	61	SM6060802TP	56	2	SM8061612TP	18	78
SM6040602TP	6	43	SM6061002TP	12	56	SM8061612TP	34	47
SM6040602TP	26	51	SM6061010TP	56	27	SM8480652TP	16	35
SM6040602TP	30	58	SM6061200SP	56	26	SM8480652TP	24	10
SM6040602TP	38	17	SM6061202TN	50	69	SM9050850SP	10	73
SM6040602TP	42	42	SM6061202TP	10	10	SM9050850SP	12	73
SM6040602TP	44	36	SM6061402TP	20	24	SM9051203CP	14	30
SM6040602TP	48	77	SM6061602TP	56	35	SM9061003CP	58	40
SM6040602TP	50	77	SM6061610SC	64	6	SM9061403SC	58	47
SM6040650TP	2	22	SM6061802TP	24	22	SM9087533SC	58	16
SM6040650TP	10	35	SM6061802TP	40	60	SS1060210TP	38	35
SM6040650TP	14	22	SM6084002TN	68	48	SS1110640TP	20	30
SM6040650TP	28	29	SM6107002TP	10	5	SS6090910SP	20	41
SM6040650TP	42	21	SM6450610TP	10	62	SS6110430TP	38	40
SM6040650TP	44	39	SM6450610TP	12	62	SS6110510SP	58	38
SM6040650TP	54	56	SM7030450SC	14	17	SS6111210SP	78	7~10

NUMERICAL INDEX OF PARTS

PART NO	PAGE	REF NO.	PART NO	PAGE	REF NO.
SS7090410SP	38	33	WP0520656SA	10	74
SS7110740TP	38	39	WP0520656SA	12	74
SS7111120TP	78	28~30	WP0520656SA	24	38
SS7111810TP	20	42	WP0522016SH	24	39
SS8110410TP	20	34	WP0531000SD	14	32
SS8110422TP	54	49	WP0531000SD	44	22
TA0550604R0	22	57	WP0531000SD	50	73
TA0670604R0	16	19	WP0531000SD	52	29
TA0750404R0	20	21	WP0531000SD	56	6
TA0850604R0	2	23	WP0531001SC	32	40
TA1050504R0	2	24	WP0531001SC	50	59
TA1250406R0	2	25	WP0553216SD	78	7~10
TA2351004R0	2	27	WP0611626SP	20	9
WP0320500SC	42	6	WP0611626SP	56	32
WP0320500SD	42	45	WP0641600SC	56	36
WP0320500SD	44	19	WP0641601SC	58	45
WP0320501SC	32	31	WP0641601SD	56	29
WP0320501SD	42	38	WP0650876SD	52	39
WP0320501SD	44	20	WP0651001SC	10	11
WP0330501SB	14	25	WP0651001SC	38	47
WP0430800SC	22	54	WP0651001SC	50	70
WP0430801SC	34	10	WP0651056SD	56	30
WP0430801SC	50	75	WP0704016SP	60	50
WP0430801SC	80	33	WP0820516SP	16	15
WP0431005SP	52	43	WP0820816SD	52	47
WP0450000SD	50	76	WP0820816SD	60	48
WP0450000SD	56	39	WP0841600SE	58	44
WP0450801SD	2	44	WP0841601SC	68	50
WP0450801SD	14	27	WP0841601SC	70	8
WP0450801SD	30	62	WP0850002SP	24	14
WP0450801SD	38	18	WP0852086SC	68	49
WP0450801SD	44	32	WP0871602SE	62	32
WP0450801SD	58	14	WP1052001SC	10	7
WP0450801SD	78	28~30	WP1221016SP	20	27
WP0450801SP	10	65	WP1702600S0	64	19
WP0450801SP	12	65	WS0410002KN	50	57
WP0450801SP	32	39	WS0451040KP	78	28~30
WP0450801SP	42	2	WS0510002KN	64	16
WP0450826SC	6	23	WS0610002KP	56	31
WP0450846SP	26	52	WS0820002KN	60	51
WP0450846SP	38	37	WS0820002KR	66	32
WP0482086SD	30	64	WS1020002KN	10	8
WP0482086SD	50	72	WZ0850302K0	24	28
WP0501016SD	50	55			
WP0510516SD	36	49			