

Sign into [www.letstick.to](http://www.letstick.to).

If this is your first time, just sign in with your email (no password required) and then look for an email with a link to confirm your email. This email will take you to the Virtual Stickerboard Gallery.

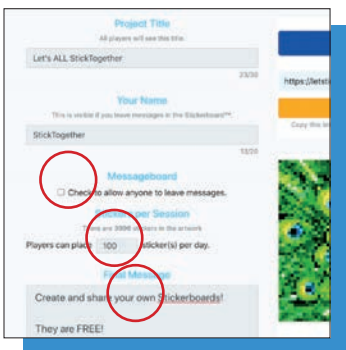

If you are a return visitor, you'll be taken right to your Virtual Stickerboard Dashboard.



To create a new Stickerboard, first choose an image from our gallery. We regularly add new images so keep checking back to see what's new in the gallery.

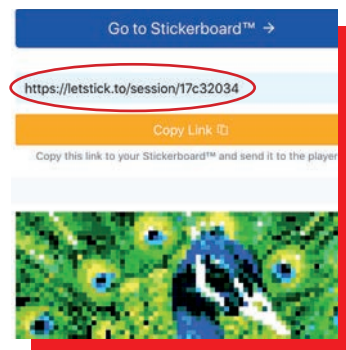
Give your Stickerboard a title but don't give the image away. Also add your name - both of these can be changed later.

Then click Let's Go! to confirm the image.



Configure your dashboard. Here you can limit how many stickers each participant can add each day - this is optional, and can be adjusted while the Stickerboard is being worked on. You can also open up the message board, but we don't recommend doing that unless you can monitor it. You can also add a final message which everyone will see when the Stickerboard is completed.

**IMPORTANT** - Every time you change anything in the dashboard, make sure to click **SAVE**.



Retrieve and **SHARE** the unique invitation link for your Virtual Stickerboard.

Anyone with this link can add 'stickers' to your Virtual Stickerboard - no registration or sign-in is required for participants.

Your Invitation link will look something like this:  
**<https://letstick.to/session/17c32034>**

**How does one add pixels to the Virtual Stickerboard?** Just click on a (letter) color. Then click again on any pixel with the same letter, to fill it.

**Can participants be on mobile devices or tablets?** Yes! Just make sure to use the zoom option - click on the magnifier icon and then click again on a section of the image to zoom in.

**How many participants can work on a Stickerboard at any one time?** We have had over 150 participants. However the limit is higher. But with 4,000 pixels to place, we think 200 should be the limit so everyone has a chance to add ~20 pixels.

**What happens if 2 people click on the same pixel at the same time?** Nothing. It gets filled in.

**How many Virtual Stickerboards can I have in my gallery?** You can have up to 50 Stickerboards at any one time. Once they are completed, they will be automatically deleted after a few days.

**The Stickerboard won't load - the little squares keep dancing?** Try clearing your cache and reloading your browser.

In addition, some schools and other institutions have installed firewalls which can limit access to our site. Try using your personal email or home computer to set up the Virtual Stickerboard. Please note that once the Virtual Stickerboard has been set up, and you retrieve the invitation link, anyone with that link can access the Stickerboard. The firewall does not limit that access.