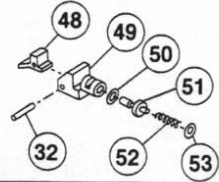
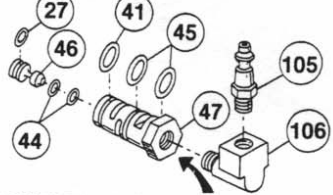


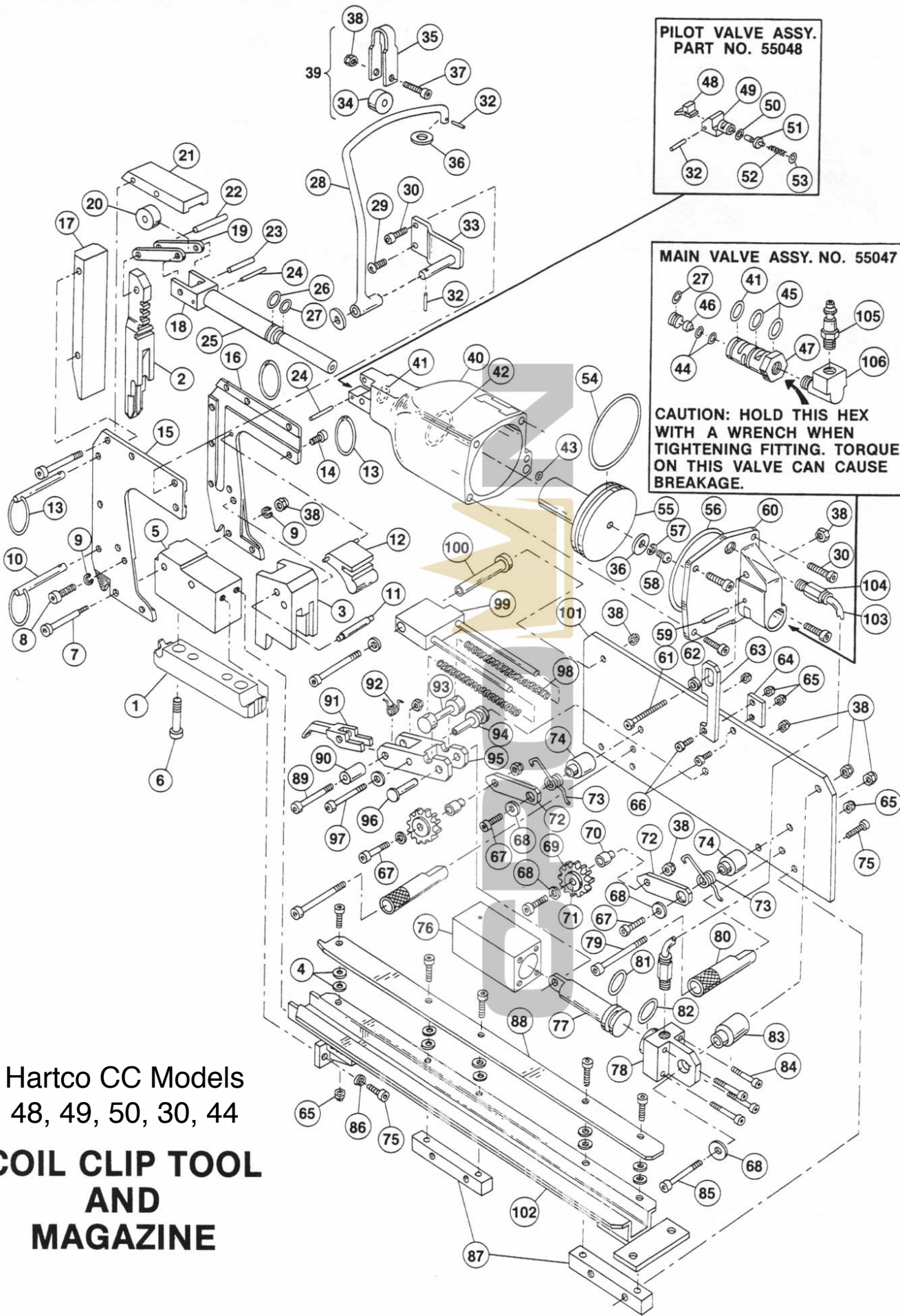
**PILOT VALVE ASSY.
PART NO. 55048**



MAIN VALVE ASSY. NO. 55047



**CAUTION: HOLD THIS HEX
WITH A WRENCH WHEN
TIGHTENING FITTING. TORQUE
ON THIS VALVE CAN CAUSE
BREAKAGE.**



Hartco CC Models
48, 49, 50, 30, 44

**COIL CLIP TOOL
AND
MAGAZINE**

TOOL & MAGAZINE PARTS

IDENT. NO.	PART NAME	QTY	PART NUMBER				
			Model 50	Model 49	Model 48	Model 44	Model 30
1	Anvil	1	55997	55997	55997	55997	55997
2	Blade	1	55239	55239	55954	55942	55938
3	Blade Guide	1	55232	55232	55398	55491	55398
4	Washer #10 Lock	-	15033 Qty0	15033 Qty1	15033 Qty2	15033 Qty3	15033 Qty2

IDENT. NO.	PART NAME	Button Hd. Cap Screw	QTY	PART NO.
5	Anvil Holder		1	56271
6	Button Hd. Cap Screw 5/16-24 x 1		1	15327
7	Shoulder Screw		2	55056
8	Soc. Hd. Cap Screw 1/4-20 x 5/8		1	15028
9	Washer 1/4 I.D. Lock		5	15031
10	Pin, Front Plate		2	55970
11	Pin, Side Plate		3	55002
12	Trigger		1	55012
13	Ring		4	15328
14	Button Hd. Cap Screw 1/4-20 x 1/2		2	15061
15	Side Plate, Left Hand		1	55004
16	Side Plate, Right Hand		1	55003
17	Front Plate		1	55947
18	Yoke		1	55017
19	Link		2	55008
20	Roller		1	55103
21	Top Plate		1	55011
22	Pin-Former		1	55009
23	Piston Pin		1	55018
24	Dowel Pin 1/8 x 7/8		2	15004
25	Piston Rod		1	55019
26	O-Ring 3/8 x 9/16 x 3/32		1	15054
27	O-Ring 3/8 x 1/2 x 1/16		2	15014
28	Hanger (Suspension)		1	55926
29	Button Hd. Cap Screw 1/4-20 x 5/8		1	15000
30	Soc. Hd. Cap Screw 1/4-20 x 3/4		5	15001
32	Roll Pin 3/32 x 1/2		3	15002
33	Suspension Bracket		1	55397
34	Roller Bearing		1	15037
35	Hanger Yoke		1	55095
36	Washer 3/8 I.D.		2	15038
37	Button Hd. Cap Screw 1/4-20 x 1		1	15316
38	Flex Nut Std. 1/4-20 x 1		1	15023
39	Hanger Yoke Assembly		1	55094
40	Housing		1	55020
41	O-Ring 9/16 x 3/4		2	15010
42	O-Ring 1 x 1-1/4		1	15015
43	O-Ring 1/4 x 3/8		1	15011
44	O-Ring 3/8 x 9/16		2	15012
45	O-Ring 5/8 x 3/4		2	15013
46	Valve Piston		1	55025
47	Valve Body		1	55024
48	Valve Lever		1	55013
49	Pilot Valve Body		1	55014
50	O-Ring 1/8 x 1/4		1	15008
51	Pilot Valve Stern		1	55015
52	Spring		1	55016
53	O-Ring 5/16 x 7/16		1	15009
54	O-Ring 2-3/4 x 3-1/8		1	15017
55	Piston		1	55021
56	O-Ring 2-7/8 x 3		1	15016
57	Washer 5/16 I.D. Lock		1	15029
58	Piston Cap Screw		1	55022
59	Roll Pin 5/32 x 1		1	15005
60	Cap		1	55401

IDENT. NO.	PART NAME	QTY	PART NO.
61	Soc Hd. Cap Screw 1/4-20 x 1-1/4	1	15063
62	Magazine Bracket Spacer	1	55109
63	Magazine Rear Bracket	1	55420
64	Magazine Rear Bracket Plate	1	55426
65	Flex Nut 10-24	6	15044
66	Soc. Hd. Cap Screw 10-24 x 1/2	3	15226
67	Soc. Hd. Cap Screw 1/4-20 x 1	1	15022
68	Washer 1/4 I.D. x 1/16 Thick	7	15047
69	Anti-Backup Wheel	2	55429
70	Bearing Shaft	2	55428
71	Torrington One-Way Clutch	2	15236
72	Lever	2	55411
73	Wheel Arm Spring	2	55410
74	Lever Spacer	2	55412
75	Soc. Hd. Cap Screw 10-32 x 1/2	10	15021
76	Cylinder	1	55415
77	Piston	1	55416
78	Cylinder Cap	1	55417
79	Shoulder Screw 1/4 x 1	2	15234
80	Lever Lift	2	55427
81	O-Ring 7/16 x 5/8	1	15244
82	O-Ring 1/2 x 5/8	1	15243
83	Cylinder Spacer	1	55413
84	Soc. Hd. Cap Screw 10-32 x 7/8	4	15231
85	Soc. Hd. Cap Screw 1/4-20 x 1-1/2	2	15073
86	Washer #10 Lock	2	15033
87	Magazine Support Bracket	2	55408
88	Rail Cover	1	55407
89	Shoulder Screw 1/4 x 1-1/4	1	15235
90	Crank Lever	1	55423
91	Pawl	1	55409
92	Pawl Spring	1	55406
93	Spring Rod Guide	1	55424
94	Crank Spacer	1	55419
95	Crank	1	55418
96	Piston Pin	1	55414
97	Soc. Hd. Cap Screw 1/4-20 x 1-3/4	1	15078
98	Pusher Spring	2	55422
99	Spring Support Rod Assembly	1	55431
100	Spring Support Spacer	1	55425
101	Support Plate	1	55421
102	Magazine	1	55402
103	Cylinder Tube	1	55405
104	1/4 Tube Fitting	2	15331
105	3/8 Coupler Plug	1	15204
106	Street EL	1	15034

WARNING

**Keep Fingers and Hands Away From Jaws
This Tool Squeezes with 2,000 Pounds of Force**

Instruct operators to use the Hartco Clinching Tool without placing hands or fingers near blade or anvil (jaws). Put wires only between blade and anvil. When clearing jams or repairing tool, be sure air is disconnected.

**NOTE: WHEN ORDERING ANY ITEM FROM THIS MANUAL,
PLEASE USE DESIGNATED PART NUMBER.**