

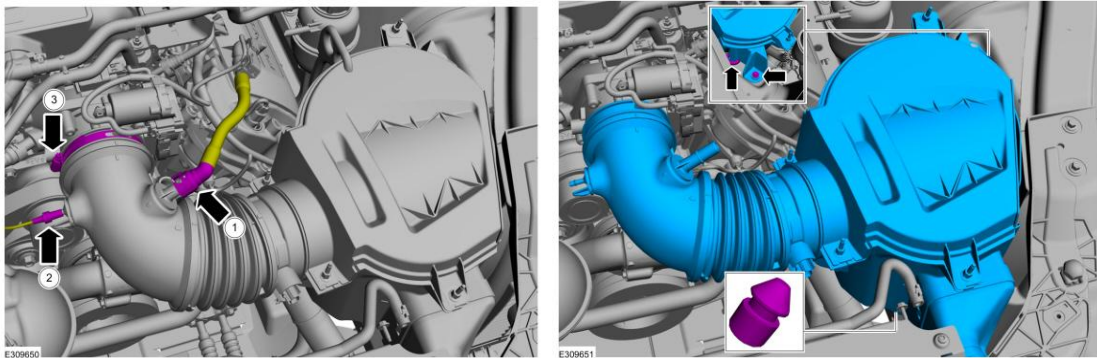


SPE Carbon Air Intake 2020+ GT500

Installation Instructions:

(For carbon and aluminum box versions)

1. Remove Factory intake setup including the air box. Unclip the hoses, electrical connectors, mount bolt, and clamp.



2. Remove the IAT sensor. Carefully lift the tab and turn counter clockwise. Save the factory box mounting grommet for later.



3. Remove the o-ring and install the IAT sensor into the SPE intake.



4. Install the Delrin isolator on the box mounting position.



5. Prep the filter box/shield and install the included M6 bolt and nut as shown. This is for the coolant hose stud mount tie. Set the box into position and look at where the hose retainer locates. Mark its location. You will need to drill a 1/4" hole, then install the stud and nut.

NOTE** The reason for drilling the location is due to the hose retainer being in different positions on the hose from the factory, which is hard for us to account for, Along with other possible aftermarket modifications as well.




6. Set the box onto the Delrin isolator


7. Install the factory grommet onto the billet mounting clamp as shown.



8. Install the mounting clamp into the box with the included allen bolt and washer. The washer is a wedge shape. Point the arrow towards the rear of the car. The box can be slid forward or backward in the mount. (This allows for adjustment due to irregularities in manufacturing of the vehicle.)



9. Push the coolant hose mount tie onto the stud.




10. Remove the O ring and Install the IAT sensor into the carbon fiber tube.



11. Install the throttle body coupler & tighten clamp closest to the throttle body. Install the intake tube, first plugging in the IAT sensor. Make sure the coolant tube and wiring are routed away from the box edges and any other objects. Install the filter and clamp. The back of the air filter will sit flush against the box when installed. Tighten the clamp. You can now connect all the vacuum hoses and valve cover breather hoses. Once everything is adjusted, tighten the front throttle body clamp.





*****Make sure to clean and oil the filter as needed. Any standard filter cleaning kit and oil will be sufficient.