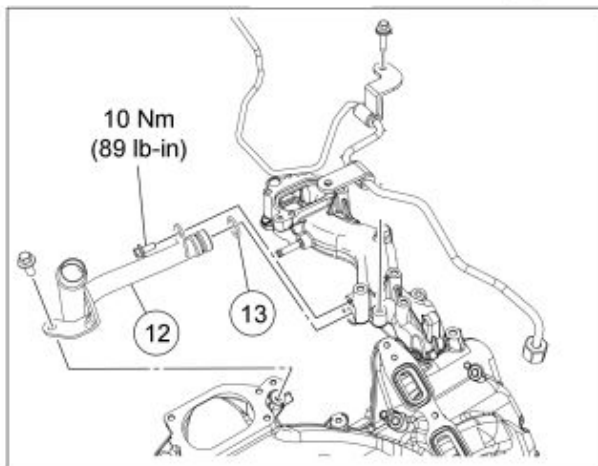
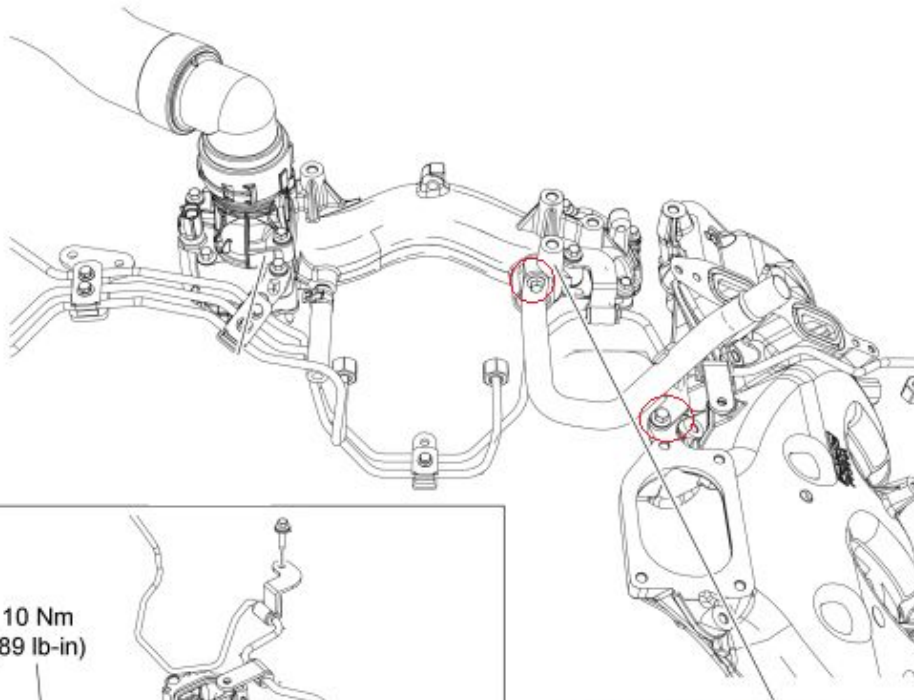




## 6.7 Heater Inlet Tube Fitting Kit Instructions

(SPE-67HTFK)



1- Remove the two 8mm bolts.

2 - Remove the tube.


3- After removing the tube and disconnecting the heater hose, you will now need to trim the tube. Below is the simplest way to measure: cut the pipe with a standard tubing cutter.



4 - Once the tube is cut, deburr, and clean the end.



5- Assemble the o-ring onto the fitting, lubricate the o-ring, and install the fitting with the included hardware (tighten to 89 lb-in)



6- Install the supplied silicone hose and clamps loosely on the fitting. Install the longer end of the old coolant pipe into the silicone hose and tighten down the 8mm bolt (to 89 lb-in) and hose clamps.

