



SPE FULL LOCK DIFF KIT

2017-2019 F250/F350

This kit allows the Electronic Locking Diff option to be engaged with the factory dash switch and stay engaged above 20mph and/or until the driver decides to disengage the differential.

Installation Instructions:

1. Locate the TCCM module on the passenger side floor of your truck.

NOTE: Refer to the diagram below.

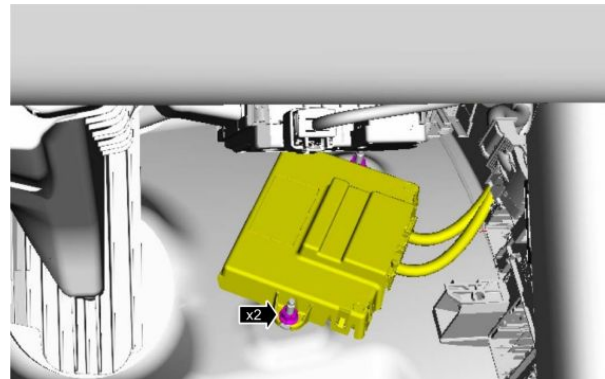
2. Disconnect the connectors on the TCCM they are brown and black (removing the module bolts will help gain access), cut back the electrical sheath on the wiring.

3. Find the fuse panel (BCM) located nearby on the driver side kick panel. You will connect the power tap into fuse 37. Diagram below.

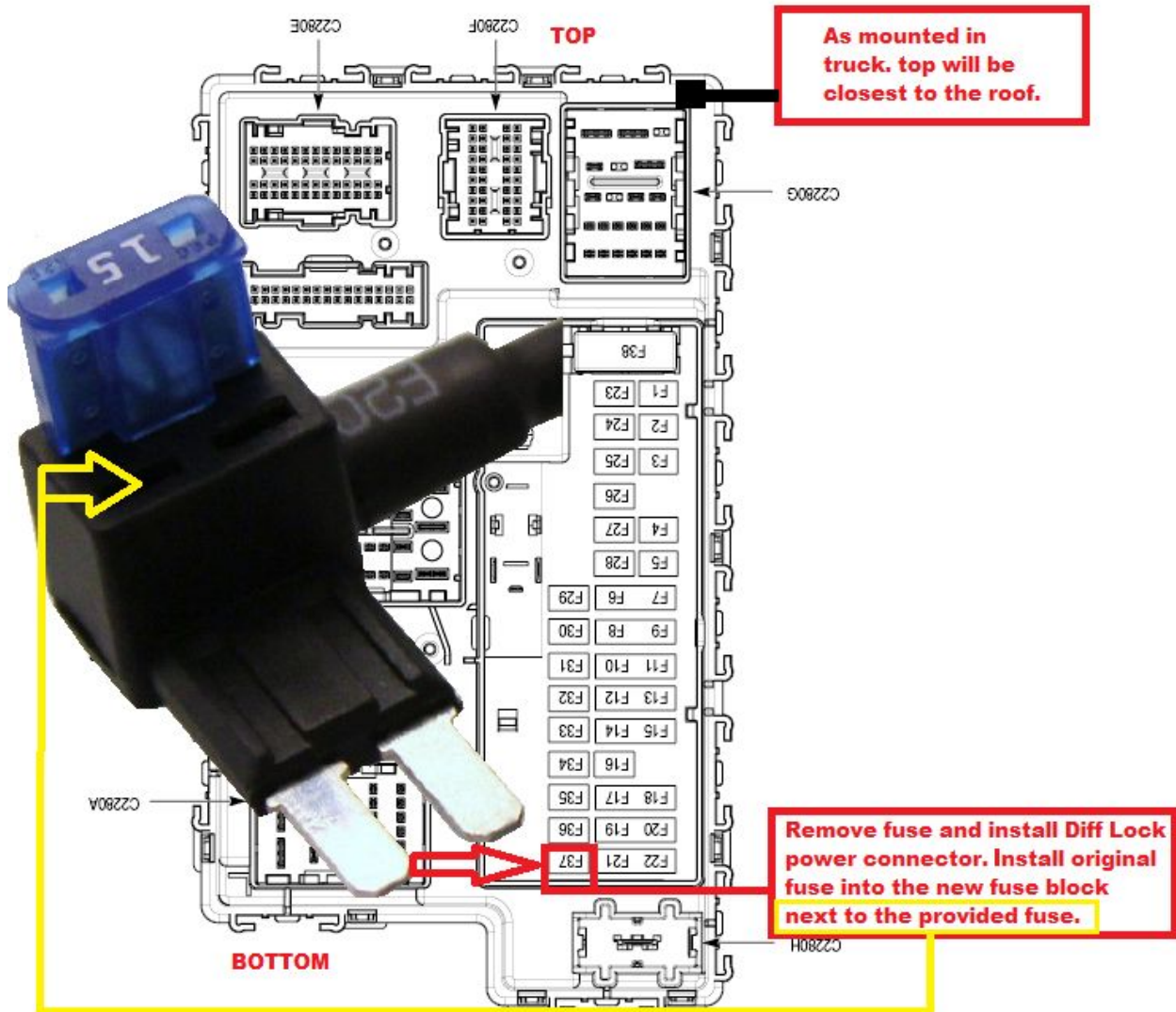
4. Find the brown and violet wire from the black TCCM connector and cut it off and butt connect the harness side to the Black wire on the device. Leave the other cut wire on the connector side disconnected and tape over.

5. Find the white and green wire from the brown TCCM connector. Using the T tap connect the white wire on the unit to the white and green wire on the harness.

6. Reinstall module, carpet and all covers.





7. Your diff can now be locked until you are ready to turn it off...



(Step 3)

Be sure to install original fuse into the new power tap also.



Pull out the harness push clip, and install the metal tab coming off of the module underneath of it to secure in place.

NOTE: The butt connectors are also able to be heat shrunk after crimping, just be cautious not to catch fire to anything due to the wire location

NOTE: The axle locked diff light may not come on when you turn the locker switch, although when working properly you will get a message in the cluster telling you to check locking differential. Press ok and your ready to go. **So don't forget to disengage when not needed!**

NOTE: If the relay device becomes damaged, call SPE to get a replacement relay. Do **NOT** replace with a standard relay. Our relays are internally modified.

**SPE FULL DIFF LOCK
WIRING**
2017- 19 F250/F350(SRW)

