


# 2011-2014 FORD POWERSTROKE EZ LYNK SHIFT-ON-THE-FLY SWITCH (SOTF)



1. With the yellow & black wires\* pulled through the firewall into the engine bay, take the supplied male plug & push the wires into the correct locations as seen below.


- Remove the 2 blue rubber grommets & slide those over each wire.




- Insert both wires into the back side of the plug using the blue grommets to cap the opening to prevent any moisture.



2. Locate the fuel temperature sensor under the hood (drivers side of engine)., disconnect the sensor & plug your EZ Lynk SOTF plug into the disconnected sensor.



3. Mount your SOTF switch in your desired location. We highly recommend our switch mounts. Available for the Powerstroke, Duramax and Cummins. To purchase yours, head on over to [SPEdiesel.com](http://SPEdiesel.com).



\*Note- Wire colors may vary. Wire polarity does NOT matter.