



STRIDE
USER MANUAL

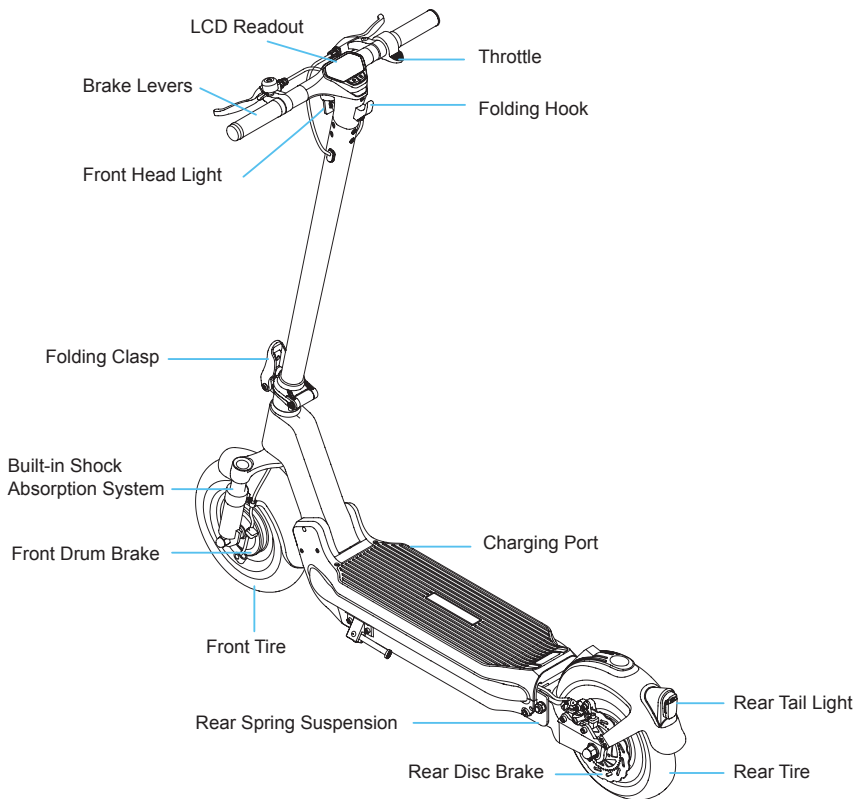
#evolvrides

Contents

Key Features	1
Connect App	2
How to Unfold	3
How to Fold	4
Dashboard Instructions	5
Battery Safety	7
How to Charge	9
Safe Riding Tips	10
Cleaning & Storage	11
Product Specification	12
Limited Warranty	13

CHARGE UP YOUR JOURNEY

EVOLV STRIDE





iOS / Android

Scan the QR Codes above to download the Android or iOS mobile app.

Features

- Power Status (Percentage)
- Total Mileage
- Speedometer
- Headlight ON / OFF
- Speed Mode S/D/E/ Push

Advanced Settings

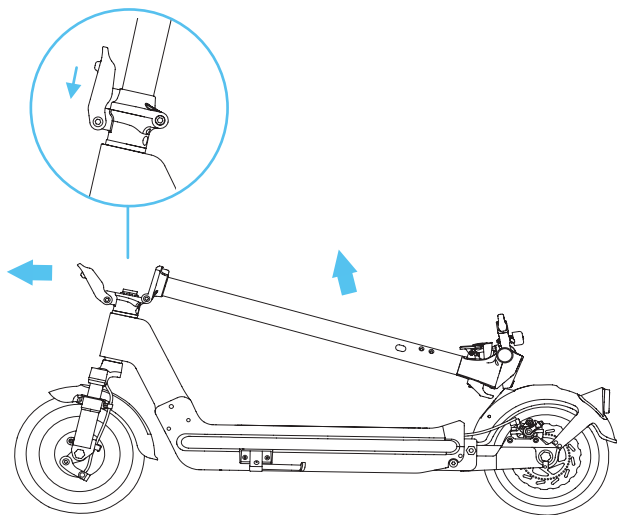
Customize your ride by turning ON / OFF these settings.

- Unit: Metric System - kph / km - mph / miles
- Zero Start (Kick-to-start or throttle only)
- Constant Speed Cruise (Cruise Control)

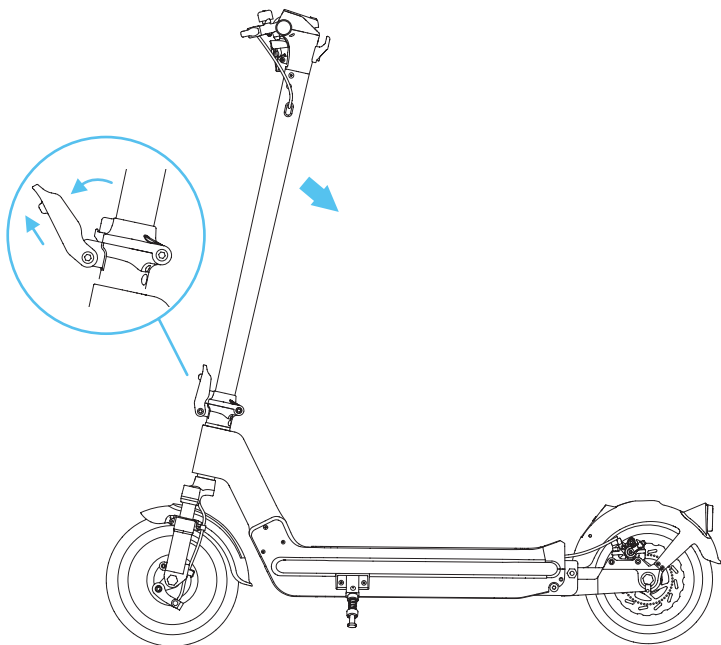
Fault Scan

Run a fault scan for an overview of your scooter condition. It should display "Normal" if there is no failure found.

How to Unfold

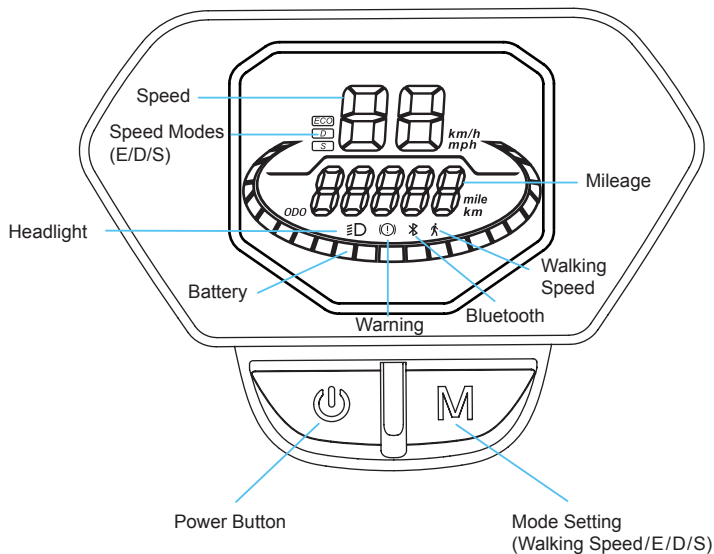


1. Lift the steering column up so it's upright.
2. Push the clasp toward the column and secure it.
3. Ensure the folding mechanism is **secured** and folding hook is fully engaged, before riding.



1. Turn off the power.
2. Slide the silver folding clasp up and unhook the clasp to fold the steering stem down.
3. Fold down the steering post and hook it to the rear mudguard to lock it in place.

Dashboard Instructions



Power Switch

Hold down the power switch to turn on the LCD screen. The scooter will automatically turn off after 2 minutes, if not in operation.

Speed Mode Control

Press the mode (M) button to switch speed levels.

Walking Speed

ECO - Low Speed

D - Medium Speed

S - High Speed

Press the power button once to turn on the headlight. The taillight turns on automatically and stays on.

Power Indication

The number of bars indicates the remaining power of the lithium battery.

Note: Recharge when there is only 1 to 2 bars because emptying the scooter of power (zero bars) is damaging to the battery over time.

LCD Screen

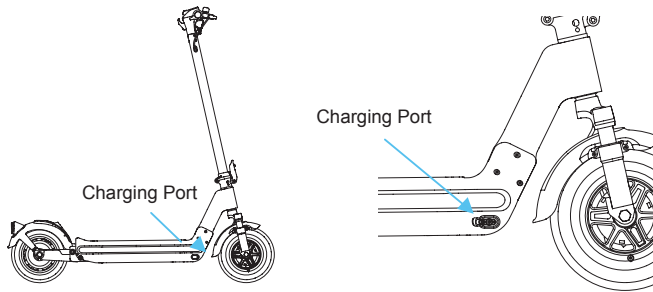
ODO: Accumulated Mileage

Battery Safety

1. Only use the original charger that was supplied with your product to charge the lithium-ion battery. The use of a third party charger could cause serious damage to the battery and can cause a fire.
2. To prevent overcharging, unplug the charger once the charger light indicates the battery is fully charged. Do not charge the scooter overnight. Instead, resume charging when you are available to unplug the charger once the battery is fully charged.
3. Do not leave the lithium-ion battery exposed to direct sunlight or high temperature. Do not store it in wet places. Always store it in dry places.
4. Charge lithium-ion batteries in dry, open, and well-ventilated places. Do not charge the battery near flammable goods.
5. In the winter, keep the scooter stored inside, away from extreme temperatures. Do not let the battery run flat. The scooter must have at least 20% charge on it at all times. Please see page 11 of user manual for storage instructions.
6. If the battery protection circuit is damaged, the battery may emit an unusual smell. Contact your authorized service center immediately for technical support.
7. Do not reverse the polarity on a battery and short-circuit. Exposing the battery to excessive shock can result in an explosion of the battery.
8. Do not attempt stunts or jumps on the product. Exposing a battery pack to excessive shock can result in a battery fire. If in an accident contact your service center to ensure that the battery is not compromised.

9. Connecting the charger when the product is waterlogged will run the risk of an electric shock and possible fire. Do not charge the battery and contact your service center.
10. Do not disassemble or incinerate the lithium-ion battery. To safely dispose of the lithium-ion battery, label it as industrial waste and be careful of a short-circuit occurring in terminals.
11. If the battery requires replacement after long-term use, always replace it with one that is purchased from an authorized dealer.
12. Do not use the battery if it leaks or gives off an odor. Avoid charging the battery without proper care.
13. Depending on the model, riding conditions, and rider's weight, range will vary on a full charge. Please note that batteries operate optimally at around 25 degrees Celsius. In colder weather, it is normal for your scooter to experience a shorter than normal range on a full charge.
14. When the scooter needs to be stored for a long period of time, make sure the scooter has at least 20% charge at all times.
15. If a product with a lithium-ion battery overheats and there is smoke or ignition, you should stop charging or using it immediately. Move the product outdoors and use a fire extinguisher to diffuse it. Do not spray or immerse the product in water to diffuse the fire.

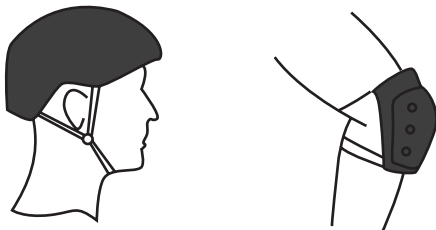
How to Charge



1. Always plug the charger into a household outlet before connecting to the scooter, to safely start charging. Sparks may occur due to the voltage difference when connecting the connector to the charging port, but this is normal.
2. Open scooter charging port cover to connect the charger to the scooter.
3. Charging status indicator.
Red: Charging **Green:** Fully charged
4. If the charger indicates green light, the scooter is fully charged and can be disconnected.

CAUTION:

1. We recommend that you always use the original charger. Performance and safety may be compromised when using a different charger.
2. Charger failure may cause a fire while charging.
3. Do not leave your scooter charging unattended.
4. After unplugging the charger, charging connectors may be hot.



1. To prevent injury, wear safety gear such as comfortable shoes, helmet, knee and elbow padding.
2. The scooter is not waterproof. Never use it in the rain or snow. Do not use it if the road is wet or icy. Water damage is not covered by warranty.
3. Changing the dashboard settings may result in malfunction. If you need to change the settings, please ask for help from an expert or authorized dealer.
4. When turning left and right, make sure that there are no obstacles and then turn slowly, keeping a wide turning radius.
5. Before riding at night, check the position of the headlights and state of the taillights by depressing the brake lever.
6. Operating age of 16 years old and over is strongly recommended.
7. When turning, slow down to prevent the rear tire from slipping.

Cleaning & Storage

Cleaning

To clean the scooter, wipe or scrub with a damp cloth. Do not use a hose to spray it with water.

Note: Make sure the electric scooter is powered off and the cover of the charging port is closed when cleaning. Ensure there is no water penetration by using a damp cloth to clean instead of spraying with water.

Storage

During the winter months store scooter indoors in a cool, dry place, and away from extreme temperatures. Do not let the battery run flat. The scooter must have at least 20% charge on it at all times.

Folding and Handling

Turn the electric scooter off. Slide the silver folding clasp up and unhook the clasp to fold down the steering column. Please see page 3 and 4 of the user manual for instructions on folding and unfolding

Product Specification

Product Name	EVOLV Stride
Single Brushless Motor	48V 500Watt
Max Speed	35 km/h / 22 mph
Range	55 - 60 km / 34 - 37 mi. (Under Ideal Conditions)
Gradeability (Max Uphill Climb Ability)	15 ° Max Road Inclination
Battery Type	Lithium-ion Battery
Battery Capacity	48V 15.6AH
Lights	LED Front Head Light & Taillight
Braking	Front Drum Brake + Rear Disc Brake
Tires	10 Inch Honeycomb Solid Tire
Suspension	Front Built-In Shock Absorption System + Rear Spring Suspension
Display Functions	Battery, Trip, ODO, Speed, Mode, Lights, Warning and Walking Speed
Folding	5 Seconds Folding
Body Frame	Aluminum Alloy
Max Rider Weight	120 kg / 265 lbs
Product Size	121 * 20 * 54 cm
Product Weight	23 kg / 50.7 lbs
Box Size	123.5 * 24 * 57.5 cm
Colour	Black, Silver, and Grey Combination

Limited Warranty

BY USING YOUR EVOLV Rides ELECTRIC SCOOTER YOU AGREE TO THIS LIMITED WARRANTY. PLEASE READ THIS LIMITED WARRANTY CAREFULLY. IF YOU DO NOT ACCEPT THE TERMS OF THIS LIMITED WARRANTY, DO NOT USE YOUR EVOLV Rides ELECTRIC SCOOTER. RETURN IT UNUSED FOR A REFUND.

To benefit from the limited warranty, the customer is advised to read EVOLV Rides (“EVOLV”) Limited Warranty terms together with the “important” and “care and maintenance” sections provided in the user manual. This limited warranty applies to the extent permitted by law and unless restricted or prohibited by law.

Limited Warranty Details

1. EVOLV warrants that EVOLV scooter products (“Products” or “Product”) are free from defects in materials and workmanship, according to the following terms and conditions:
2. This Limited Warranty extends to the original purchaser (name listed on the shipping address) of the Product only, during the first twelve (12) months or first 3000 km, whichever comes first, beginning on the date the purchaser received the Product (“Warranty Period”). Original purchase receipt is required to proceed with warranty repairs.
3. This Limited Warranty covers the following component parts (“Components”) of the Product only, during the Warranty Period:
 - Hub motor;
 - Battery packs;
 - Controller;
 - Throttle and battery indicator unit;
 - Charger unit;
 - Scooter frame;
 - Scooter stem;
 - LED lights; and
 - Electrical wiring and components.

The following components are covered only if defects are reported within the first 30 days or 10 KM of use (whichever comes first):

- Rims;
 - Brake calipers;
 - Brake discs;
 - Kickstands; and
 - Forks
4. During the Warranty Period, EVOLV or its authorized service centres will repair or replace, at EVOLV's SOLE DISCRETION, any defective Components with new or factory rebuilt replacement items, and return the Products to the customer in working condition, provided that the terms and conditions of this Limited Warranty are met. All defective Products or Components that have been replaced shall become the properties of EVOLV.
 5. Products and/or Components that have been repaired or replaced pursuant to the paragraph above will be covered by this Limited Warranty for the balance of the Warranty Period.
 6. This Limited Warranty will only be effective when presented together, to either EVOLV or its authorized centers, with proof of date and place of purchase of Products such as the purchase receipt.

What this Limited Warranty does not cover:

1. Normal wear and tear of any covered component.
2. Products used for commercial purpose(s) including but not limited to leasing/ hiring, use in competitions etc
3. Any logistical costs of returning the Product to EVOLV or its authorised service centres for servicing or the cost of returning the Product to the customer after servicing.
4. Defects or damages resulting from use of the Product(s) other than its normal and customary manner as stated in the user manuals accompanying the Products.

Limited Warranty

5. Battery failures resulting from water damage (including exposure to moisture or dampness), improper charging, power surges, after market chargers, lack of proper winter storage, seals of the battery enclosure or cells being broken or tampered with, and/or the battery was used in equipment other than its intended use;
6. Defects or damages from improper storage, exposure to moisture or dampness, modifications, connections, misuse (including but not limited to exceeding manufacturer's published weight limit), neglect, abuse, accident, alteration, improper installation, or other acts which are not the fault of EVOLV, including damage caused by dropping, blown fuses, spills of food or liquid.
7. Loss of screws or stripped screws due to over forcing.
8. Unauthorized service center repairs.
9. Product rusting, blemishes, and/or loss of color due to sun exposure and usage.
10. Defects or malfunctions of the product not notified by customer during the Warranty Period.
11. Any orders that have received a chargeback.
12. Products which have had their serial numbers removed or tampered with.

Disclaimer:

1. The customer understands the risk of serious injury or death in the operation of such products and shall agree to take the necessary precautions and exercise good judgement to avoid hazards and dangerous situations which may result in serious injury or death.
2. The customer shall agree to indemnify and hold harmless EVOLV from all injuries or death arising from the operation of the product.
3. The use of safety and protective gear such as bicycle helmets is strongly encouraged. And so is the use of Good Judgement.

4. The customer is advised to take the following precautions:
 - Do not ride on wet ground or in heavy rain;
 - Take corners slowly and look out for pedestrians;
 - Avoid potholes, curbs and debris on the ground;
 - Keep tires pumped to the specified pressure;
 - Dismount in places with heavy human traffic and push the scooter manually;
 - Service the product every 3 months on regular usage, 6 months for non-frequent usage;
 - Do not use product on public roads and respect local road regulations.

How to request service under this limited warranty:

To obtain performance of EVOLV to repair and/or replace the Product or its Components under this Limited Warranty, the customer must, during the Warranty Period:

1. Bring proof of purchase and the Product to EVOLV or its authorized centers.
2. Submit a service ticket EVOLV or its authorized centers, along with a photo of video showing the claimed defect.
3. The average repair time is 3-7 days, excluding shipping time to and from our service center. This warranty does not cover the shipping costs associated with the transportation of the scooter to and from our service center, and a fee will be charged for return shipping or pick-up and delivery service.



EVOLV Rides
www.evolvrides.com