

MAGMA

USER MANUAL



NOTE!

Please do not put this product away or leave it for extended periods of time with low charge because if the battery falls below 2% then it will no longer accept a charge.

21+

Thank you for purchasing **MAGMA**. To ensure the best experience, please read and understand the instructions fully before your first use of the **MAGMA**. We strongly recommend these instructions are kept for future reference.

We hope you enjoy the quality and performance of your new **MAGMA**.


You must be of legal age in your jurisdiction to purchase or use the **MAGMA**. This product should not be used by children, women who are pregnant or breast feeding, or those with life threatening illnesses without first consulting a doctor.

Note that the **MAGMA** is not a medical device and is not intended to diagnose, cure, treat or prevent any diseases or other conditions.

MAGMA is not intended to administer medicinal or illegal substances of any kind. Any illegal use of this device could subject the user to severe fines, penalties and/or imprisonment under the law of your jurisdiction.

THIS PRODUCT DOES NOT CONTAIN ANY EXTRACT MATERIAL.

MAGMA OVERVIEW/CONTENTS



MAGMA CONTENTS



Adapter



USB Cable



Packing Tool




Heating Element

SPECIFICATIONS

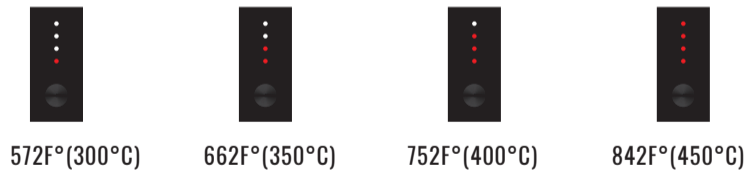
Battery Capacity	2900mah(Lithium-Polymer)
Charging Voltage/Current	5V/500mah
Working Voltage	3.3-4.2V
On/Off	Click the button 3 times consecutively
Temperature Change	Click the button 2 times consecutively
Battery Low	LED lights flash 10 times rapidly
Heating	Whole Quartz
Size	L268mm*D35mm(L10.6inch*D1.37inch)
Time for Each Click	20 seconds
Short Circuit Protection	Light flashes 5 times rapidly
Using while Charging	Yes

OPERATING GUIDE

1. Remove the glass top, exposing the quartz cup.
2. Use the dab tool to put a small amount of extract or essential oil into the quartz cup, then put the glass top back onto the base.
3. Click the button 3 times in quick succession to turn **MAGMA** on. The LED light will flash 3 times to indicate the device is on. There is an indicator light for battery power that illuminates when the unit is on.



4. Click the button once to start heating and the corresponding temperature light will blink, at this point you will have 20 seconds to inhale. If desired, the button can be pressed again to increase the use an additional 20 seconds. The **MAGMA** will automatically turn off if not used for 60 seconds.
5. The **MAGMA** has 4 different temperature settings. Press the button twice to toggle among the 4 temperature settings. The **MAGMA** will automatically remember your last temperature setting when restarts.



MAGMA ADAPTOR ALLOWS YOU TO CONNECT TO OTHER DEVICES

1. Put **MAGMA** onto the other device.



1. SCREW THE BASE ADAPTER USE FOR THE CORRESPONDING DEVICE.



2. Use the Dab Tool to put a small amount of extract or essential oil into the quartz cup, then put the glass top back onto the base.
3. Click the button 3 times in quick succession to turn **MAGMA** on. The LED light will flash 3 times to indicate the device is on.
4. Click the button once to start heating, the corresponding temperature light will blink, at this point you will have 20 seconds to inhale. If desired the button can be pressed again to increase the use for an additional 20 seconds. The **MAGMA** will automatically turn off if not used for 60 seconds.

LOW POWER: The light will flash 10 times and the device will automatically shut off.

USE MAGMA ITSELF



DO NOT TAKE OFF THE BASE ADAPTER WHEN USING THE **MAGMA** WITH THE GLASS BUBBLER

1. Remove the glass top exposing the quartz cup.
2. Use the Dab Tool to put a small amount of extract or essential oil into the quartz cup, then put the glass top back onto the base.
3. Click the button 3 times in quick succession to turn **MAGMA** on. The LED light will flash 3 times to indicate the device is on.
4. Click the button once to start heating, the corresponding temperature light will blink, at this point you will have 20 seconds to inhale. If desired the button can be pressed again to increase the use for an additional 20 seconds. The **MAGMA** will automatically turn off if not used for 60 seconds.

LOW POWER: The light will flash 10 times and the device will automatically shut off.

CHARGING

1. To protect and extend the battery, It is recommended to charge your **MAGMA** at least 6 hours before initial use.
2. When plugged in and charging, the LED will be illuminated.
3. The LED will turn off when the battery is fully charged.

After using the **MAGMA** or charging, please allow the device to cool down before storage. The **MAGMA** should be stored in a clean, dry place protected against the effects of weather and out of the reach of children.

If you have any concerns or if there is any problem, please switch off the **MAGMA** and remove it from the charger immediately. Do not try to remedy any defects yourself. Contact our customer service directly at info@ooze420.com

HEATING ELEMENT CLEANING & REPLACEMENT

1. TO CLEAN YOUR HEATING ELEMENT: While your device is turned off and cooled down, first unscrew your **MAGMA** heating cup from its corresponding base. You may either use a damp cloth or cotton swab to clean your mouthpiece and heating cup or you can directly submerge the heating element in isopropyl alcohol. Once clean allow it to air dry or dry off with a soft cloth or towel.
2. TO REPLACE YOUR HEATING ELEMENT: Simply remove the glass top, and unscrew the current heating element from the base of the **MAGMA**. Once the used heating element has been removed you may now install the replacement by screwing it directly back into the device. Reinstall glass dome.

**DO NOT TOUCH THE HEATING ELEMENT IMMEDIATELY AFTER USE
DO NOT SUBMERGE OR CLEAN BATTERY WITH WATER OR ISOPROPYL ALCOHOL.**

Always detach the **MAGMA** heating element from battery prior to cleaning.

WARRANTY

Ooze offers Lifetime Warranty on the life of the battery of **MAGMA**. Batteries within 60 days of purchase are fully covered and include free shipping. If you have had **MAGMA** battery for more than 60 days from time of purchase your battery is still under warranty but there will be \$29.95 shipping and handling fee.

Warranty DOES NOT apply to **MAGMA** batteries at fault from use of NON **MAGMA** CHARGER. Glass Pieces are not covered under warranty.

If for any reason your battery stops working please contact us directly to open a claim by emailing info@ooze420.com with your order number, or shipping address, full name and description of issue. All requests will receive a response within two business days at the latest.

To ensure the best experience, please read and understand the instructions fully before your first use of the **MAGMA**. We strongly recommend these instructions are kept for future reference.

